



YOUTH2030

A Global Progress Report

UN SNAPSHOT SERIES

A Data Companion

2023

YOUTH
2030





The **UN Snapshot Series** presents data and insights on progress in the work of UN entities and UN Country Teams (UNCTs) in implementing Youth2030, the UN Youth Strategy. The data are based on the second reporting cycle in 2022.

The publication consists of two parts. Part one, the **UN Entities Snapshot**, presents reporting from 44 UN entities and part two presents the **UNCT Global Snapshot**, five **UNCT Regional Snapshots** and 131 **Country-level Snapshots** provided by all the UNCTs.

The **UN Entities Snapshot** aggregates the performance of 44 UN entities across the 18 key performance indicators (KPI) of Youth2030¹ submitted through the new Youth2030 Entity Scorecard Reporting System (ESRS).

The **UNCT Global Snapshot** aggregates the worldwide performance of the 131 UNCTs across 19 KPIs of Youth2030;² the **UNCT Regional Snapshots** aggregate the performance of the 131 UNCTs across the Africa, Arab States, Asia-Pacific, Europe and Central Asia and Latin America and the Caribbean regions.³

¹ The list of KPIs reported on by UN entities in 2021 is set out in the [Youth2030: Scorecard for UN Entities \(ESRS\)](#)

² The list of KPIs reported on by UNCTs in 2021 is set out in the [Youth2030: Scorecard for UNCTs](#)

³ The five regions, as determined by the UN Development Coordination Office, which serves as the secretariat for the UN Sustainable Development Group (UNDSG), are: Africa; Arab States; Asia-Pacific; Europe and Central Asia; and Latin America and the Caribbean.

List of contributing UN entities

Acronym	Entity	UN reporting body
DCO	Development Coordination Office	UN Secretariat
DESA	Department of Economic and Social Affairs	UN Secretariat
DGC	Department of Global Communications	UN Secretariat
DMSPC	Department of Management Strategy, Policy and Compliance	UN Secretariat
DPO	Department of Peace Operations	UN Secretariat
DPPA	Department of Political and Peacebuilding Affairs	UN Secretariat
ECE	Economic Commission for Europe	ECOSOC, UN Secretariat
ECLAC	Economic Commission for Latin America and the Caribbean	ECOSOC, UN Secretariat
ESCAP	Economic and Social Commission for Asia and the Pacific	ECOSOC, UN Secretariat
ESCWA	Economic and Social Commission for Western Asia	ECOSOC, UN Secretariat
FAO	Food and Agriculture Organization of the United Nations	ECOSOC
IFAD	International Fund for Agricultural Development	ECOSOC
ILO	International Labour Organization	ECOSOC
IOM	International Organization for Migration	General Assembly
ITC	International Trade Centre	General Assembly, ECOSOC
ITU	International Telecommunication Union	ECOSOC
OCHA	Office for the Coordination of Humanitarian Affairs	UN Secretariat
OCT	Office of Counter-Terrorism	UN Secretariat
ODA	Office for Disarmament Affairs	UN Secretariat
OHCHR	Office of the United Nations High Commissioner for Human Rights	UN Secretariat
OSGEY	Office of the Secretary-General's Envoy on Youth	UN Secretariat
UNAIDS	Joint United Nations Programme on HIV/AIDS	ECOSOC
UNAOC	United Nations Alliance of Civilizations	UN Secretariat
UNCTAD	United Nations Conference on Trade and Development	General Assembly, ECOSOC
UNDP	United Nations Development Programme	General Assembly, ECOSOC
UNDRR	United Nations Office for Disaster Risk Reduction	UN Secretariat
UNEP	United Nations Environment Programme	General Assembly, ECOSOC
UNESCO	United Nations Educational, Scientific and Cultural Organization	ECOSOC
UNFPA	United Nations Population Fund	General Assembly, ECOSOC
UN-Habitat	United Nations Human Settlements Programme	General Assembly, ECOSOC
UNHCR	Office of the United Nations High Commissioner for Refugees	General Assembly, ECOSOC
UNICEF	United Nations Children's Fund	General Assembly, ECOSOC
UNICRI	United Nations Interregional Crime and Justice Research Institute	ECOSOC
UNIDIR	United Nations Institute for Disarmament Research	General Assembly, ECOSOC
UNIDO	United Nations Industrial Development Organization	ECOSOC
UNODC	United Nations Office on Drugs and Crime	UN Secretariat
UNOSSC	United Nations Office for South-South Cooperation	UNDP and High-Level Committee on South-South Cooperation (subsidiary body of General Assembly)
UNTB	United Nations Technology Bank for Least Developed Countries	General Assembly
UN Women	United Nations Entity for Gender Equality and the Empowerment of Women	General Assembly, ECOSOC
UNV	United Nations Volunteers	General Assembly, ECOSOC
UNWTO	World Tourism Organization	General Assembly
WFP	World Food Programme	General Assembly, ECOSOC
WHO	World Health Organization	ECOSOC
WIPO	World Intellectual Property Organization	ECOSOC

List of contributing UN Country Teams^{a,b}

Region	Africa (53)	Arab States (10)	Asia-Pacific (25)	Europe and Central Asia (18)	Latin America and the Caribbean (25)
UN Country Teams	Algeria	Bahrain	Afghanistan	Albania	Argentina
	Angola	Iraq	Bangladesh	Armenia	Barbados
	Benin	Jordan	Bhutan	Azerbaijan	Belize
	Botswana	Kuwait	Cambodia	Belarus	Bolivia (Plurinational State of)
	Burkina Faso	Lebanon	China	Bosnia and Herzegovina	Brazil
	Burundi	Saudi Arabia	Democratic People's Republic of Korea	Georgia	Chile
	Cabo Verde	State of Palestine	Fiji	Kazakhstan	Colombia
	Cameroon	Syrian Arab Republic	India	Kosovo ^c	Costa Rica
	Central African Republic	United Arab Emirates	Indonesia	Kyrgyzstan	Cuba
	Chad	Yemen	Iran (Islamic Republic of)	Montenegro	Dominican Republic
	Comoros		Lao People's Democratic Republic	North Macedonia	Ecuador
	Congo		Malaysia	Republic of Moldova	El Salvador
	Côte d'Ivoire		Maldives	Serbia	Guatemala
	Democratic Republic of the Congo		Micronesia	Tajikistan	Guyana
	Djibouti		Mongolia	Turkey	Haiti
	Egypt		Myanmar	Turkmenistan	Honduras
	Equatorial Guinea		Nepal	Ukraine	Jamaica
	Eritrea		Pakistan	Uzbekistan	Mexico
	Eswatini		Papua New Guinea		Panama
	Ethiopia		Philippines		Paraguay
	Gabon		Samoa		Peru
	Gambia		Sri Lanka		Suriname
	Ghana		Thailand		Trinidad and Tobago
	Guinea		Timor-Leste		Uruguay
	Guinea-Bissau		Viet Nam		Venezuela (Bolivarian Republic of)
	Kenya				
	Lesotho				
	Liberia				
	Libya				
	Madagascar				
	Malawi				
	Mali				
	Mauritania				
	Mauritius and Seychelles				
	Morocco				
	Mozambique				
	Namibia				
	Niger				
	Nigeria				
	Rwanda				
	Sao Tome and Principe				
	Senegal				
	Sierra Leone				
	Somalia				
	South Africa				
	South Sudan				
	Sudan				
	Togo				
	Tunisia				
	Uganda				
	United Republic of Tanzania				
	Zambia				
	Zimbabwe				

a. The list of Resident Coordinators of United Nations Country Teams (UNCTs) provided by the United Nations Development Coordination Office is available at: unsdg.un.org/resources/list-resident-coordinators.

b. The list of UNCT multi-country offices is available at: unsdg.un.org/un-in-action/mco.

c. All references to Kosovo shall be understood in the context of Security Council resolution 1244 (1999).

UN entities: Key performance indicators and scores

KPI No.	Short form	Score	Short form
KPI 1	Results for youth	1.1	Guiding instrument(s)
		1.2	Situational analysis in strategic plan
		1.3	Results in strategic plan
KPI 2	Alignment to Youth2030	2.1	Programme plan(s)
		2.2	Human resources plan(s)
		2.3	Communication and advocacy strategy/plan
KPI 3	Funding for youth	3.1	Tracking of funding
		3.2	Funding (allocation vs. expenditure) (% of annual expenditure)
KPI 4	Transparency		
KPI 5	Data on youth	5.1	Databases
		5.2	New indicators
		5.3	New data/data products
		5.4	Big-data sources
KPI 6	Evidence on youth	6.1	New evidence
		6.2	Best practices and lessons learned
		6.3	Flagship and periodic reports
		6.4	Evaluations
KPI 7	Setting norms and standards		
KPI 8	Capacity-building of external stakeholders	8.1	Knowledge portal
		8.2	Training and capacity development
		8.3	E-learning courses
		8.4	Knowledge exchange
KPI 9	Strengthening national policies and programmes on youth		
KPI 10	Leave No Youth Behind		
KPI 11	Joint programmes and multistakeholder initiatives on youth		
KPI 12	Partnerships and investments for innovations on youth	12.1	Partnerships for innovations
		12.2	Direct funding for projects
KPI 13	Communication and advocacy on youth	13.1	Advocacy in global/regional forums
		13.2	Advocacy to promote international days
		13.3	Communication campaigns
KPI 14	Inter-agency coordination		
KPI 15	Internal capacities on Youth2030	15.1	Availability of personnel
		15.2	Internal coordination
		15.3	Capacity-building of staff
KPI 16	Youth workforce		
KPI 17	Fair and quality internships		
KPI 18	Leadership and culture for meaningful youth engagement	18.1	Policies and processes
		18.2	Diversity of youth engaged
		18.3	Entity processes – WITH youth
		18.4	Governmental/intergovernmental processes – WITH youth
		18.5	UN-led programmes, projects and campaigns – WITH youth

UN Country Teams: Key performance indicators and scores

KPI No./score	Short form
KPI 1	Youth situational analyses
KPI 2	Results for youth
KPI 3.1	Joint workplans
KPI 3.2	Business Operations Strategy
KPI 4.1	Funding (planned vs. available)
KPI 4.2	Funding (available vs. utilized)
KPI 5	Transparency
KPI 6.1	Policies and processes for meaningful youth engagement
KPI 6.2	Diversity of youth (groups) engaged
KPI 6.3	UNCT processes – WITH youth
KPI 6.4	UNCT support to Governments – WITH youth
KPI 6.5	UNCT-led projects –WITH youth
KPI 7	Youth coordination – UNCTs
KPI 8	Capacities
KPI 9	Youth workforce
KPI 10	Internships
KPI 11	Leave No Youth Behind
KPI 12.1	Policy alignment
KPI 12.2	Policy coherence
KPI 13	Public finance
KPI 14	Disaggregated data
KPI 15	Youth in design, monitoring, review
KPI 16	In-country youth coordination
KPI 17	Investments in youth-led solutions
KPI 18	Knowledge exchange
KPI 19	Communication and advocacy

UN ENTITY SNAPSHOT SERIES

What is the Youth2030 UN Entity Snapshot Series?

In 2022, UN entities self-reported on their progress on Youth2030 against 18 key performance indicators (KPIs) as set out in the [Youth2030 Scorecard for UN Entities](#) ↗

<p>How to read the Youth2030 UN Entity Snapshot</p>	<p>The snapshot</p> <ul style="list-style-type: none"> includes the entity's mandate, geographical presence and priority areas on Youth2030 summarizes the entity's self-reported progress for 2022 	<p>Insights are available on the entity's work</p> <p><input type="checkbox"/> FOR youth</p> <p><input checked="" type="checkbox"/> WITH youth</p>	<p>18 KPIs organized in 42 questions:</p> <ul style="list-style-type: none"> 36 rated questions <ul style="list-style-type: none"> At milestone Moving forward Getting ready 6 non-rated questions, yielding qualitative insights 	<p>The 42 questions are:</p> <ul style="list-style-type: none"> 18 required 24 optional (as relevant to the mandate and geographical presence of the entity)
--	---	--	---	---

18 KPIs including 42 questions distributed across 10 areas of action

Themes	Areas of action	Scores FOR youth	Scores WITH youth
How is the entity advancing global commitments FOR youth and delivering them WITH youth?	Data, evidence, standards	✓ ✓ ✓ ✓ ✓ ✓ ✓ ✓ ✓	
	Support to Governments	✓ ✓	
	Programmes, projects, partnerships	✓ ✓ ✓	✓ ✓
	Knowledge and capacity	✓ ✓ ✓ ✓	
	Advocacy	✓ ✓ ✓	
How does the entity's strategic planning process support work FOR and WITH youth?	Strategic planning	✓ ✓ ✓ ✓ ✓ ✓	
	Funding and transparency	✓ ✓ ✓ ✓	✓
How is the entity organized to deliver coherently FOR and WITH youth?	Coordination*	✓	
	Internal capacities	✓ ✓ ✓	✓ ✓
	Youth workforce and internships	✓ ✓	

Part 1. Overview

Mandate

DCO serves as the secretariat for the UN Sustainable Development Group (UNSDG) at the regional and global levels, and provides substantive guidance and support to resident coordinators and United Nations country teams.

The entity works in the following fields

Support sustainable development and climate change	Protect and promote human rights	Maintain peace and security	Deliver humanitarian aid	Uphold international law
--	----------------------------------	-----------------------------	--------------------------	--------------------------

Geographical presence

Global	Regional	Country
--------	----------	---------

Action/functions on youth

Data and evidence	Assistance/advisory services	Financing	Advocacy	Operational and management support
Setting standards	Programmes and projects	Coordination	Communications, outreach, visibility	Oversight
Capacity-building	Partnerships	Other (specify)		

Youth2030 priority areas in line with the entity's mandate

Priority area 1 Youth engagement, participation and advocacy				
Partner with youth-led and youth-serving organizations ^b	Strengthen youth engagement mechanisms in UN entities	Strengthen meaningful youth engagement in intergovernmental/multilateral forums	Leverage technology and digital solutions for large-scale outreach to young people	Amplify voices of young people and showcase their contributions
Priority area 2 Informed and healthy foundations	Priority area 3 Economic empowerment through decent work	Priority area 4 Youth and human rights	Priority area 5 Peacebuilding and resilience-building	

^a Reporting on KPI 14 has been simplified from four scores in 2021 to one score in 2022.

^b Includes a wide range of formal and informal communities of young people in the form of youth-led and youth-serving federations, unions, organizations, associations, councils, networks, clubs, movements, mechanisms and structures.

Part 2. Entity's performance

How to read: Required KPIs Optional KPIs FOR youth WITH youth

Scores: At milestone Moving forward Getting ready Not applicable

Qualitative reporting in [Youth2030 Progress Report 2023](#)

Short description of KPI	Questions	Year	2021		2022		2023		2024	
			KPI No.	Response	Rating	Response	Rating	Response	Rating	Response
1. How is the entity advancing global commitments FOR youth and delivering them WITH youth?										
A. Make data and evidence on youth available; set standards for work on youth										
Data on youth	Does the entity maintain databases on youth?	5.1	<input type="checkbox"/>	n/a	<input type="checkbox"/>	n/a	<input type="checkbox"/>			
	Does the entity spearhead development of new indicators on youth?	5.2	<input checked="" type="checkbox"/>	n/a	<input type="checkbox"/>	n/a	<input type="checkbox"/>			
	Did the entity make new data/data products on youth available in the year?	5.3	<input checked="" type="checkbox"/>	n/a	<input type="checkbox"/>	n/a	<input type="checkbox"/>			
	Does the entity harness big-data sources for insights on youth issues?	5.4	<input checked="" type="checkbox"/>	n/a	<input type="checkbox"/>	n/a	<input type="checkbox"/>			
Evidence on youth	Did the entity make new evidence on Youth2030 priority areas available in the year?	6.1	<input checked="" type="checkbox"/>	n/a	<input type="checkbox"/>	n/a	<input type="checkbox"/>			
	Did the entity publish best practices/lessons learned documentation on youth in the year?	6.2	<input checked="" type="checkbox"/>	n/a	<input type="checkbox"/>	Yes	<input type="checkbox"/>			
	Did the entity publish flagship/periodic reports on youth in the year?	6.3	<input checked="" type="checkbox"/>	n/a	<input type="checkbox"/>	n/a	<input type="checkbox"/>			
	Did the entity complete evaluations on youth in the year?	6.4	<input checked="" type="checkbox"/>	No	<input type="checkbox"/>	No	<input type="checkbox"/>			
Set standards	Did the entity publish new guidance and/or tools on Youth2030 priority areas in the year?	7	<input checked="" type="checkbox"/>	n/a	<input type="checkbox"/>	n/a	<input type="checkbox"/>			
B. Support efforts of Governments to work FOR and WITH youth										
Strengthen national policies	Did the entity strengthen national policies on youth/mainstream youth issues in the year?	9	<input checked="" type="checkbox"/>	n/a	<input type="checkbox"/>	Yes	<input checked="" type="checkbox"/>			
Leave No Youth Behind	Did the entity strengthen capacities of Governments to design and deliver Leave No Youth Behind strategies in the year?	10	<input checked="" type="checkbox"/>	n/a	<input type="checkbox"/>	Yes	<input checked="" type="checkbox"/>			
C. Establish programmes, projects and partnerships FOR and WITH youth										
Joint programmes and multistakeholder initiatives	Did the entity support joint programmes and/or multistakeholder initiatives ^c on youth in the year?	11	<input checked="" type="checkbox"/>	n/a	<input type="checkbox"/>	Yes	<input checked="" type="checkbox"/>			
Partnerships and investments for innovation	Did the entity establish partnerships for innovations on youth in the year?	12.1	<input checked="" type="checkbox"/>	n/a	<input type="checkbox"/>	n/a	<input type="checkbox"/>			
	Did the entity directly fund youth-led organizations ^c to undertake projects in the year?	12.2	<input checked="" type="checkbox"/>	n/a	<input type="checkbox"/>	n/a	<input type="checkbox"/>			
D. Build capacity of stakeholders and support exchange of knowledge on youth										
Build capacity of external stakeholders	Does the entity maintain knowledge portal(s) with information relevant to youth?	8.1	<input checked="" type="checkbox"/>	n/a	<input type="checkbox"/>	n/a	<input type="checkbox"/>			
	Did the entity invest in capacity-building of external stakeholders on youth in the year?	8.2	<input checked="" type="checkbox"/>	n/a	<input type="checkbox"/>	n/a	<input type="checkbox"/>			
	Does the entity support/host/partner with any open-source e-learning platforms for online learning?	8.3	<input checked="" type="checkbox"/>	n/a	<input type="checkbox"/>	n/a	<input type="checkbox"/>			
	Did the entity facilitate knowledge exchange on youth issues in the year?	8.4	<input checked="" type="checkbox"/>	n/a	<input type="checkbox"/>	n/a	<input type="checkbox"/>			
E. Advocate and communicate FOR and WITH youth										
Communication and advocacy	Did the entity support advocacy events on youth in intergovernmental forums/summits/conferences?	13.1	<input checked="" type="checkbox"/>	n/a	<input type="checkbox"/>	n/a	<input type="checkbox"/>			
	Did the entity support commemoration of international day events relevant to youth in the year?	13.2	<input checked="" type="checkbox"/>	n/a	<input type="checkbox"/>	n/a	<input type="checkbox"/>			
	Did the entity support/activate campaigns on Youth2030 priority areas in the year?	13.3	<input checked="" type="checkbox"/>	n/a	<input type="checkbox"/>	n/a	<input type="checkbox"/>			
Meaningful youth engagement in support to Governments	Were youth meaningfully engaged in entity support to Governments/intergovernmental processes ?	18.4	<input checked="" type="checkbox"/>	n/a	<input type="checkbox"/>	n/a	<input type="checkbox"/>			
Meaningful youth engagement in programmes, projects and campaigns	Were youth meaningfully engaged in UN-led programmes, projects and campaigns?	18.5	<input checked="" type="checkbox"/>	n/a	<input type="checkbox"/>	n/a	<input type="checkbox"/>			
2. How does the entity's strategic planning process support work FOR and WITH youth?										
A. Strategic planning										
Results for youth in strategic plans	Does the entity have guiding instruments (strategic plan/equivalent) for its work on youth?	1.1	<input checked="" type="checkbox"/>	Yes	<input type="checkbox"/>	Yes	<input type="checkbox"/>			
	Does the situational analysis in the entity's strategic plan include insights on youth issues ?	1.2	<input checked="" type="checkbox"/>	No	<input type="checkbox"/>	Yes	<input checked="" type="checkbox"/>			
	Does the strategic plan of the entity include results FOR youth ?	1.3	<input checked="" type="checkbox"/>	Yes	<input type="checkbox"/>	Yes	<input checked="" type="checkbox"/>			
Alignment of youth work in UN entities to Youth2030	Are the entity's programmes on youth aligned to Youth2030 priority areas ?	2.1	<input checked="" type="checkbox"/>	n/a	<input type="checkbox"/>	n/a	<input type="checkbox"/>			
	Does the human resources plan include work on strengthening internships and increasing the youth workforce ?	2.2	<input checked="" type="checkbox"/>	Yes	<input checked="" type="checkbox"/>	Yes	<input checked="" type="checkbox"/>			
	Does the entity's communication and advocacy strategy or plan include youth?	2.3	<input checked="" type="checkbox"/>	n/a	<input type="checkbox"/>	n/a	<input type="checkbox"/>			
B. Funding and transparency										
Funding for youth	Does the entity have a marker/tagging system to track resources on youth?	3.1	<input checked="" type="checkbox"/>	No	<input type="checkbox"/>	No	<input type="checkbox"/>			
	Did the entity spend/utilize the funding allocated for youth-related activities in the year?	3.2.1	<input checked="" type="checkbox"/>	No	<input type="checkbox"/>	No	<input type="checkbox"/>			
	Is information available on the proportion of the entity's total expenditure spent on youth-related activities in the year?	3.2.2	<input checked="" type="checkbox"/>	No	<input type="checkbox"/>	No	<input type="checkbox"/>			
Transparency	Did the annual report of the entity include results achieved/funds utilized on youth in the year?	4	<input checked="" type="checkbox"/>	Yes	<input type="checkbox"/>	Yes	<input type="checkbox"/>			
Meaningful youth engagement in entity processes	Were youth meaningfully engaged in entity processes , including in strategic planning processes?	18.3	<input checked="" type="checkbox"/>	No	<input type="checkbox"/>	No	<input type="checkbox"/>			
3. How is the entity organized to deliver coherently FOR and WITH youth?										
A. Coordination arrangements										
Inter-agency coordination	Was the entity engaged in inter-agency coordination on youth at global/regional levels in the year?	14	<input checked="" type="checkbox"/>	n/a	<input type="checkbox"/>	Yes	<input type="checkbox"/>			
B. Internal capacities to deliver on Youth2030										
Internal capacities	Did the entity have personnel in place to deliver on the youth agenda in the year?	15.1	<input checked="" type="checkbox"/>	Yes	<input type="checkbox"/>	Yes	<input type="checkbox"/>			
	Does the entity have an internal coordination mechanism for its personnel working on youth?	15.2	<input checked="" type="checkbox"/>	n/a	<input type="checkbox"/>	n/a	<input type="checkbox"/>			
	Did the entity invest in strengthening its organizational capacity on youth in the year?	15.3	<input checked="" type="checkbox"/>	No	<input type="checkbox"/>	Yes	<input type="checkbox"/>			
C. Youth workforce and internships										
Youth workforce	Does the entity undertake data-driven action to increase youth in its workforce and track progress?	16	<input checked="" type="checkbox"/>	Yes	<input type="checkbox"/>	Yes	<input type="checkbox"/>			
Fair and quality internships	Does the entity undertake data-driven action to improve internships and track progress?	17	<input checked="" type="checkbox"/>	Yes	<input type="checkbox"/>	Yes	<input type="checkbox"/>			
Policies, processes and platforms for meaningful youth engagement	Does the entity have in place policies, processes and platforms for meaningful youth engagement ?	18.1	<input checked="" type="checkbox"/>	Yes	<input type="checkbox"/>	Yes	<input type="checkbox"/>			
	Did the entity engage youth (groups) at the global/regional level in the year?	18.2	<input checked="" type="checkbox"/>	Yes	<input type="checkbox"/>	Yes	<input type="checkbox"/>			

^c Includes a range of programmes, projects and initiatives.

^d Reporting on KPI 14 has been simplified: global and regional inter-agency coordination are integrated into one score. For 2021 scores on KPI 14, please refer to [Youth2030 Snapshot Series 2022](#).

^e Required for entities with 2 or more offices in different locations (special case).

What is the Youth2030 UN Entity Snapshot Series?

In 2022, UN entities self-reported on their progress on Youth2030 against 18 key performance indicators (KPIs) as set out in the [Youth2030 Scorecard for UN Entities](#)

<p>How to read the Youth2030 UN Entity Snapshot</p>	<p>The snapshot</p> <ul style="list-style-type: none"> includes the entity's mandate, geographical presence and priority areas on Youth2030 summarizes the entity's self-reported progress for 2022 	<p>Insights are available on the entity's work</p> <ul style="list-style-type: none"> <input type="checkbox"/> FOR youth <input checked="" type="checkbox"/> WITH youth 	<p>18 KPIs organized in 42 questions:</p> <ul style="list-style-type: none"> 36 rated questions <ul style="list-style-type: none"> At milestone Moving forward Getting ready 6 non-rated questions, yielding qualitative insights 	<p>The 42 questions are:</p> <ul style="list-style-type: none"> 18 required 24 optional (as relevant to the mandate and geographical presence of the entity)
--	---	---	---	---

18 KPIs including 42 questions distributed across 10 areas of action

Themes	Areas of action	Scores FOR youth	Scores WITH youth
<p>How is the entity advancing global commitments FOR youth and delivering them WITH youth?</p>	Data, evidence, standards	<input checked="" type="checkbox"/> <input checked="" type="checkbox"/> <input checked="" type="checkbox"/> <input checked="" type="checkbox"/> <input checked="" type="checkbox"/> <input checked="" type="checkbox"/> <input checked="" type="checkbox"/> <input checked="" type="checkbox"/> <input checked="" type="checkbox"/>	
	Support to Governments	<input checked="" type="checkbox"/> <input checked="" type="checkbox"/>	
	Programmes, projects, partnerships	<input checked="" type="checkbox"/> <input checked="" type="checkbox"/> <input checked="" type="checkbox"/>	<input checked="" type="checkbox"/> <input checked="" type="checkbox"/>
	Knowledge and capacity	<input checked="" type="checkbox"/> <input checked="" type="checkbox"/> <input checked="" type="checkbox"/> <input checked="" type="checkbox"/>	
	Advocacy	<input checked="" type="checkbox"/> <input checked="" type="checkbox"/> <input checked="" type="checkbox"/>	
<p>How does the entity's strategic planning process support work FOR and WITH youth?</p>	Strategic planning	<input checked="" type="checkbox"/> <input checked="" type="checkbox"/> <input checked="" type="checkbox"/> <input checked="" type="checkbox"/> <input checked="" type="checkbox"/> <input checked="" type="checkbox"/>	<input checked="" type="checkbox"/>
	Funding and transparency	<input checked="" type="checkbox"/> <input checked="" type="checkbox"/> <input checked="" type="checkbox"/> <input checked="" type="checkbox"/>	
<p>How is the entity organized to deliver coherently FOR and WITH youth?</p>	Coordination*	<input checked="" type="checkbox"/>	
	Internal capacities	<input checked="" type="checkbox"/> <input checked="" type="checkbox"/> <input checked="" type="checkbox"/>	<input checked="" type="checkbox"/> <input checked="" type="checkbox"/>
	Youth workforce and internships	<input checked="" type="checkbox"/> <input checked="" type="checkbox"/>	

Part 1. Overview

Mandate

DESA upholds the development pillar of the United Nations and is the home of the SDGs. It helps countries translate their global commitments into national action in the economic, social and environmental spheres.

The entity works in the following fields

Support sustainable development and climate change	Protect and promote human rights	Maintain peace and security	Deliver humanitarian aid	Uphold international law
--	----------------------------------	-----------------------------	--------------------------	--------------------------

Geographical presence

Global	Regional	Country
--------	----------	---------

Action/functions on youth

Data and evidence	Assistance/advisory services	Financing	Advocacy	Operational and management support
Setting standards	Programmes and projects	Coordination	Communications, outreach, visibility	Oversight
Capacity-building	Partnerships	Other (specify)		

Youth2030 priority areas in line with the entity's mandate

<p>Priority area 1 Youth engagement, participation and advocacy</p> <ul style="list-style-type: none"> Partner with youth-led and youth-serving organizations^b Strengthen youth engagement mechanisms in UN entities Strengthen meaningful youth engagement in intergovernmental/multilateral forums Leverage technology and digital solutions for large-scale outreach to young people Amplify voices of young people and showcase their contributions 				
<p>Priority area 2 Informed and healthy foundations</p>	<p>Priority area 3 Economic empowerment through decent work</p>	<p>Priority area 4 Youth and human rights</p>	<p>Priority area 5 Peacebuilding and resilience-building</p>	

* Reporting on KPI 14 has been simplified from four scores in 2021 to one score in 2022.

^b Includes a wide range of formal and informal communities of young people in the form of youth-led and youth-serving federations, unions, organizations, associations, councils, networks, clubs, movements, mechanisms and structures.

Part 2. Entity's performance

How to read: Required KPIs Optional KPIs FOR youth WITH youth

Scores: At milestone Moving forward Getting ready Not applicable

Qualitative reporting in [Youth2030 Progress Report 2023](#)

Short description of KPI	Questions	Year	KPI No.	2021		2022		2023		2024	
				Response	Rating	Response	Rating	Response	Rating	Response	Rating
1. How is the entity advancing global commitments FOR youth and delivering them WITH youth?											
A. Make data and evidence on youth available; set standards for work on youth											
Data on youth	Does the entity maintain databases on youth?	5.1	<input checked="" type="checkbox"/>	Yes	<input type="checkbox"/>	Yes	<input type="checkbox"/>				
	Does the entity spearhead development of new indicators on youth?	5.2	<input checked="" type="checkbox"/>	Yes	<input type="checkbox"/>	No	<input type="checkbox"/>				
	Did the entity make new data/data products on youth available in the year?	5.3	<input checked="" type="checkbox"/>	Yes	<input checked="" type="checkbox"/>	Yes	<input checked="" type="checkbox"/>				
	Does the entity harness big-data sources for insights on youth issues?	5.4	<input checked="" type="checkbox"/>	Yes	<input type="checkbox"/>	Yes	<input type="checkbox"/>				
Evidence on youth	Did the entity make new evidence on Youth2030 priority areas available in the year?	6.1	<input checked="" type="checkbox"/>	Yes	<input checked="" type="checkbox"/>	Yes	<input checked="" type="checkbox"/>				
	Did the entity publish best practices/lessons learned documentation on youth in the year?	6.2	<input checked="" type="checkbox"/>	Yes	<input type="checkbox"/>	Yes	<input type="checkbox"/>				
	Did the entity publish flagship/periodic reports on youth in the year?	6.3	<input checked="" type="checkbox"/>	Yes	<input type="checkbox"/>	Yes	<input type="checkbox"/>				
	Did the entity complete evaluations on youth in the year?	6.4	<input checked="" type="checkbox"/>	Yes	<input type="checkbox"/>	Yes	<input type="checkbox"/>				
Set standards	Did the entity publish new guidance and/or tools on Youth2030 priority areas in the year?	7	<input checked="" type="checkbox"/>	No	<input type="checkbox"/>	Yes	<input type="checkbox"/>				
B. Support efforts of Governments to work FOR and WITH youth											
Strengthen national policies	Did the entity strengthen national policies on youth/mainstream youth issues in the year?	9	<input checked="" type="checkbox"/>	Yes	<input type="checkbox"/>	Yes	<input type="checkbox"/>				
Leave No Youth Behind	Did the entity strengthen capacities of Governments to design and deliver Leave No Youth Behind strategies in the year?	10	<input checked="" type="checkbox"/>	Yes	<input type="checkbox"/>	Yes	<input type="checkbox"/>				
C. Establish programmes, projects and partnerships FOR and WITH youth											
Joint programmes and multistakeholder initiatives	Did the entity support joint programmes and/or multistakeholder initiatives ^c on youth in the year?	11	<input checked="" type="checkbox"/>	Yes	<input type="checkbox"/>	Yes	<input type="checkbox"/>				
Partnerships and investments for innovation	Did the entity establish partnerships for innovations on youth in the year?	12.1	<input checked="" type="checkbox"/>	Yes	<input type="checkbox"/>	Yes	<input type="checkbox"/>				
	Did the entity directly fund youth-led organizations ^c to undertake projects in the year?	12.2	<input checked="" type="checkbox"/>	Yes	<input type="checkbox"/>	No	<input type="checkbox"/>				
D. Build capacity of stakeholders and support exchange of knowledge on youth											
Build capacity of external stakeholders	Does the entity maintain knowledge portal(s) with information relevant to youth?	8.1	<input checked="" type="checkbox"/>	Yes	<input checked="" type="checkbox"/>	Yes	<input checked="" type="checkbox"/>				
	Did the entity invest in capacity-building of external stakeholders on youth in the year?	8.2	<input checked="" type="checkbox"/>	Yes	<input checked="" type="checkbox"/>	Yes	<input checked="" type="checkbox"/>				
	Does the entity support/host/partner with any open-source e-learning platforms for online learning?	8.3	<input checked="" type="checkbox"/>	Yes	<input checked="" type="checkbox"/>	Yes	<input checked="" type="checkbox"/>				
	Did the entity facilitate knowledge exchange on youth issues in the year?	8.4	<input checked="" type="checkbox"/>	Yes	<input checked="" type="checkbox"/>	Yes	<input checked="" type="checkbox"/>				
E. Advocate and communicate FOR and WITH youth											
Communication and advocacy	Did the entity support advocacy events on youth in intergovernmental forums/summits/conferences?	13.1	<input checked="" type="checkbox"/>	Yes	<input checked="" type="checkbox"/>	Yes	<input checked="" type="checkbox"/>				
	Did the entity support commemoration of international day events relevant to youth in the year?	13.2	<input checked="" type="checkbox"/>	Yes	<input checked="" type="checkbox"/>	Yes	<input checked="" type="checkbox"/>				
	Did the entity support/activate campaigns on Youth2030 priority areas in the year?	13.3	<input checked="" type="checkbox"/>	Yes	<input checked="" type="checkbox"/>	Yes	<input checked="" type="checkbox"/>				
Meaningful youth engagement in support to Governments	Were youth meaningfully engaged in entity support to Governments/intergovernmental processes ?	18.4	<input checked="" type="checkbox"/>	Yes	<input checked="" type="checkbox"/>	Yes	<input checked="" type="checkbox"/>				
Meaningful youth engagement in programmes, projects and campaigns	Were youth meaningfully engaged in UN-led programmes, projects and campaigns?	18.5	<input checked="" type="checkbox"/>	Yes	<input checked="" type="checkbox"/>	Yes	<input checked="" type="checkbox"/>				
2. How does the entity's strategic planning process support work FOR and WITH youth?											
A. Strategic planning											
Results for youth in strategic plans	Does the entity have guiding instruments (strategic plan/equivalent) for its work on youth?	1.1	<input checked="" type="checkbox"/>	Yes	<input type="checkbox"/>	Yes	<input type="checkbox"/>				
	Does the situational analysis in the entity's strategic plan include insights on youth issues ?	1.2	<input checked="" type="checkbox"/>	Yes	<input checked="" type="checkbox"/>	Yes	<input checked="" type="checkbox"/>				
	Does the strategic plan of the entity include results FOR youth ?	1.3	<input checked="" type="checkbox"/>	Yes	<input type="checkbox"/>	Yes	<input type="checkbox"/>				
Alignment of youth work in UN entities to Youth2030	Are the entity's programmes on youth aligned to Youth2030 priority areas ?	2.1	<input checked="" type="checkbox"/>	Yes	<input checked="" type="checkbox"/>	Yes	<input checked="" type="checkbox"/>				
	Does the human resources plan include work on strengthening internships and increasing the youth workforce ?	2.2	<input checked="" type="checkbox"/>	Yes	<input type="checkbox"/>	Yes	<input type="checkbox"/>				
	Does the entity's communication and advocacy strategy or plan include youth?	2.3	<input checked="" type="checkbox"/>	Yes	<input checked="" type="checkbox"/>	Yes	<input checked="" type="checkbox"/>				
B. Funding and transparency											
Funding for youth	Does the entity have a marker/tagging system to track resources on youth?	3.1	<input checked="" type="checkbox"/>	No	<input type="checkbox"/>	No	<input type="checkbox"/>				
	Did the entity spend/utilize the funding allocated for youth-related activities in the year?	3.2.1	<input checked="" type="checkbox"/>	No	<input type="checkbox"/>	No	<input type="checkbox"/>				
	Is information available on the proportion of the entity's total expenditure spent on youth-related activities in the year?	3.2.2	<input checked="" type="checkbox"/>	No	<input type="checkbox"/>	No	<input type="checkbox"/>				
Transparency	Did the annual report of the entity include results achieved/funds utilized on youth in the year?	4	<input checked="" type="checkbox"/>	Yes	<input type="checkbox"/>	Yes	<input type="checkbox"/>				
Meaningful youth engagement in entity processes	Were youth meaningfully engaged in entity processes , including in strategic planning processes?	18.3	<input checked="" type="checkbox"/>	Yes	<input checked="" type="checkbox"/>	Yes	<input checked="" type="checkbox"/>				
3. How is the entity organized to deliver coherently FOR and WITH youth?											
A. Coordination arrangements											
Inter-agency coordination	Was the entity engaged in inter-agency coordination on youth at global/regional levels in the year?	14	<input checked="" type="checkbox"/> ^d	n/a	<input type="checkbox"/>	Yes	<input checked="" type="checkbox"/>				
B. Internal capacities to deliver on Youth2030											
Internal capacities	Did the entity have personnel in place to deliver on the youth agenda in the year?	15.1	<input checked="" type="checkbox"/>	Yes	<input type="checkbox"/>	Yes	<input type="checkbox"/>				
	Does the entity have an internal coordination mechanism for its personnel working on youth?	15.2	<input checked="" type="checkbox"/> ^e	n/a	<input type="checkbox"/>	n/a	<input type="checkbox"/>				
	Did the entity invest in strengthening its organizational capacity on youth in the year?	15.3	<input checked="" type="checkbox"/>	Yes	<input type="checkbox"/>	Yes	<input type="checkbox"/>				
C. Youth workforce and internships											
Youth workforce	Does the entity undertake data-driven action to increase youth in its workforce and track progress?	16	<input checked="" type="checkbox"/>	No	<input type="checkbox"/>	No	<input type="checkbox"/>				
Fair and quality internships	Does the entity undertake data-driven action to improve internships and track progress?	17	<input checked="" type="checkbox"/>	Yes	<input type="checkbox"/>	Yes	<input type="checkbox"/>				
Policies, processes and platforms for meaningful youth engagement	Does the entity have in place policies, processes and platforms for meaningful youth engagement ?	18.1	<input checked="" type="checkbox"/>	Yes	<input checked="" type="checkbox"/>	Yes	<input checked="" type="checkbox"/>				
	Did the entity engage youth (groups) at the global/regional level in the year?	18.2	<input checked="" type="checkbox"/>	Yes	<input checked="" type="checkbox"/>	Yes	<input checked="" type="checkbox"/>				

^c Includes a range of programmes, projects and initiatives.

^d Reporting on KPI 14 has been simplified: global and regional inter-agency coordination are integrated into one score. For 2021 scores on KPI 14, please refer to [Youth2030 Snapshot Series 2022](#).

^e Required for entities with 2 or more offices in different locations (special case).

What is the Youth2030 UN Entity Snapshot Series?

In 2022, UN entities self-reported on their progress on Youth2030 against 18 key performance indicators (KPIs) as set out in the [Youth2030 Scorecard for UN Entities](#)

<p>How to read the Youth2030 UN Entity Snapshot</p>	<p>The snapshot</p> <ul style="list-style-type: none"> includes the entity's mandate, geographical presence and priority areas on Youth2030 summarizes the entity's self-reported progress for 2022 	<p>Insights are available on the entity's work</p> <p><input type="checkbox"/> FOR youth</p> <p><input checked="" type="checkbox"/> WITH youth</p>	<p>18 KPIs organized in 42 questions:</p> <ul style="list-style-type: none"> 36 rated questions <ul style="list-style-type: none"> At milestone Moving forward Getting ready 6 non-rated questions, yielding qualitative insights 	<p>The 42 questions are:</p> <ul style="list-style-type: none"> 18 required 24 optional (as relevant to the mandate and geographical presence of the entity)
--	---	--	---	--

18 KPIs including 42 questions distributed across 10 areas of action

Themes	Areas of action	Scores FOR youth	Scores WITH youth
<p>How is the entity advancing global commitments FOR youth and delivering them WITH youth?</p>	Data, evidence, standards	<input checked="" type="checkbox"/> <input checked="" type="checkbox"/> <input checked="" type="checkbox"/> <input checked="" type="checkbox"/> <input checked="" type="checkbox"/> <input checked="" type="checkbox"/> <input checked="" type="checkbox"/> <input checked="" type="checkbox"/> <input checked="" type="checkbox"/>	
	Support to Governments	<input checked="" type="checkbox"/> <input checked="" type="checkbox"/>	
	Programmes, projects, partnerships	<input checked="" type="checkbox"/> <input checked="" type="checkbox"/> <input checked="" type="checkbox"/>	<input checked="" type="checkbox"/> <input checked="" type="checkbox"/>
	Knowledge and capacity	<input checked="" type="checkbox"/> <input checked="" type="checkbox"/> <input checked="" type="checkbox"/> <input checked="" type="checkbox"/>	
	Advocacy	<input checked="" type="checkbox"/> <input checked="" type="checkbox"/> <input checked="" type="checkbox"/>	
<p>How does the entity's strategic planning process support work FOR and WITH youth?</p>	Strategic planning	<input checked="" type="checkbox"/> <input checked="" type="checkbox"/> <input checked="" type="checkbox"/> <input checked="" type="checkbox"/> <input checked="" type="checkbox"/> <input checked="" type="checkbox"/>	<input checked="" type="checkbox"/>
	Funding and transparency	<input checked="" type="checkbox"/> <input checked="" type="checkbox"/> <input checked="" type="checkbox"/> <input checked="" type="checkbox"/>	
<p>How is the entity organized to deliver coherently FOR and WITH youth?</p>	Coordination*	<input checked="" type="checkbox"/>	
	Internal capacities	<input checked="" type="checkbox"/> <input checked="" type="checkbox"/> <input checked="" type="checkbox"/>	<input checked="" type="checkbox"/> <input checked="" type="checkbox"/>
	Youth workforce and internships	<input checked="" type="checkbox"/> <input checked="" type="checkbox"/>	

Part 1. Overview

Mandate

DGC tells the story of the United Nations across multiple platforms – digital and traditional – to build support for the aims and work of the UN with trusted, objective information and an inclusive message.

The entity works in the following fields

Support sustainable development and climate change	Protect and promote human rights	Maintain peace and security	Deliver humanitarian aid	Uphold international law
--	----------------------------------	-----------------------------	--------------------------	--------------------------

Geographical presence

Global	Regional	Country
--------	----------	---------

Action/functions on youth

Data and evidence	Assistance/advisory services	Financing	Advocacy	Operational and management support
Setting standards	Programmes and projects	Coordination	Communications, outreach, visibility	Oversight
Capacity-building	Partnerships	Other (specify)		

Youth2030 priority areas in line with the entity's mandate

<p>Priority area 1 Youth engagement, participation and advocacy</p> <p>Partner with youth-led and youth-serving organizations^b</p> <p>Strengthen youth engagement mechanisms in UN entities</p> <p>Strengthen meaningful youth engagement in intergovernmental/multilateral forums</p> <p>Leverage technology and digital solutions for large-scale outreach to young people</p> <p>Amplify voices of young people and showcase their contributions</p>				
<p>Priority area 2 Informed and healthy foundations</p>	<p>Priority area 3 Economic empowerment through decent work</p>	<p>Priority area 4 Youth and human rights</p>	<p>Priority area 5 Peacebuilding and resilience-building</p>	

* Reporting on KPI 14 has been simplified from four scores in 2021 to one score in 2022.

^b Includes a wide range of formal and informal communities of young people in the form of youth-led and youth-serving federations, unions, organizations, associations, councils, networks, clubs, movements, mechanisms and structures.

Part 2. Entity's performance

How to read: Required KPIs Optional KPIs FOR youth WITH youth

Scores: At milestone Moving forward Getting ready Not applicable

Qualitative reporting in [Youth2030 Progress Report 2023](#)

Short description of KPI	Questions	Year	KPI No.	2021		2022		2023		2024	
				Response	Rating	Response	Rating	Response	Rating	Response	Rating
1. How is the entity advancing global commitments FOR youth and delivering them WITH youth?											
A. Make data and evidence on youth available; set standards for work on youth											
Data on youth	Does the entity maintain databases on youth?	5.1	<input checked="" type="checkbox"/>	Yes	<input type="checkbox"/>	Yes	<input type="checkbox"/>				
	Does the entity spearhead development of new indicators on youth?	5.2	<input checked="" type="checkbox"/>	No	<input type="checkbox"/>	Yes	<input type="checkbox"/>				
	Did the entity make new data/data products on youth available in the year?	5.3	<input checked="" type="checkbox"/>	No	<input type="checkbox"/>	No	<input type="checkbox"/>				
	Does the entity harness big-data sources for insights on youth issues?	5.4	<input checked="" type="checkbox"/>	No	<input type="checkbox"/>	No	<input type="checkbox"/>				
Evidence on youth	Did the entity make new evidence on Youth2030 priority areas available in the year?	6.1	<input checked="" type="checkbox"/>	n/a	<input type="checkbox"/>	No	<input type="checkbox"/>				
	Did the entity publish best practices/lessons learned documentation on youth in the year?	6.2	<input checked="" type="checkbox"/>	n/a	<input type="checkbox"/>	No	<input type="checkbox"/>				
	Did the entity publish flagship/periodic reports on youth in the year?	6.3	<input checked="" type="checkbox"/>	n/a	<input type="checkbox"/>	No	<input type="checkbox"/>				
	Did the entity complete evaluations on youth in the year?	6.4	<input checked="" type="checkbox"/>	No	<input type="checkbox"/>	No	<input type="checkbox"/>				
Set standards	Did the entity publish new guidance and/or tools on Youth2030 priority areas in the year?	7	<input checked="" type="checkbox"/>	n/a	<input type="checkbox"/>	<input type="checkbox"/>					
B. Support efforts of Governments to work FOR and WITH youth											
Strengthen national policies	Did the entity strengthen national policies on youth/mainstream youth issues in the year?	9	<input checked="" type="checkbox"/>	n/a	<input type="checkbox"/>	n/a	<input type="checkbox"/>				
Leave No Youth Behind	Did the entity strengthen capacities of Governments to design and deliver Leave No Youth Behind strategies in the year?	10	<input checked="" type="checkbox"/>	n/a	<input type="checkbox"/>	n/a	<input type="checkbox"/>				
C. Establish programmes, projects and partnerships FOR and WITH youth											
Joint programmes and multistakeholder initiatives	Did the entity support joint programmes and/or multistakeholder initiatives ^c on youth in the year?	11	<input checked="" type="checkbox"/>	n/a	<input type="checkbox"/>	Yes	<input type="checkbox"/>				
Partnerships and investments for innovation	Did the entity establish partnerships for innovations on youth in the year?	12.1	<input checked="" type="checkbox"/>	n/a	<input type="checkbox"/>	Yes	<input type="checkbox"/>				
	Did the entity directly fund youth-led organizations ^c to undertake projects in the year?	12.2	<input checked="" type="checkbox"/>	n/a	<input type="checkbox"/>	n/a	<input type="checkbox"/>				
D. Build capacity of stakeholders and support exchange of knowledge on youth											
Build capacity of external stakeholders	Does the entity maintain knowledge portal(s) with information relevant to youth?	8.1	<input checked="" type="checkbox"/>	Yes	<input type="checkbox"/>	Yes	<input type="checkbox"/>				
	Did the entity invest in capacity-building of external stakeholders on youth in the year?	8.2	<input checked="" type="checkbox"/>	No	<input type="checkbox"/>	Yes	<input type="checkbox"/>				
	Does the entity support/host/partner with any open-source e-learning platforms for online learning?	8.3	<input checked="" type="checkbox"/>	No	<input type="checkbox"/>	Yes	<input checked="" type="checkbox"/>				
	Did the entity facilitate knowledge exchange on youth issues in the year?	8.4	<input checked="" type="checkbox"/>	Yes	<input checked="" type="checkbox"/>	Yes	<input checked="" type="checkbox"/>				
E. Advocate and communicate FOR and WITH youth											
Communication and advocacy	Did the entity support advocacy events on youth in intergovernmental forums/summits/conferences?	13.1	<input checked="" type="checkbox"/>	Yes	<input checked="" type="checkbox"/>	Yes	<input checked="" type="checkbox"/>				
	Did the entity support commemoration of international day events relevant to youth in the year?	13.2	<input checked="" type="checkbox"/>	Yes	<input checked="" type="checkbox"/>	Yes	<input checked="" type="checkbox"/>				
	Did the entity support/activate campaigns on Youth2030 priority areas in the year?	13.3	<input checked="" type="checkbox"/>	Yes	<input checked="" type="checkbox"/>	Yes	<input checked="" type="checkbox"/>				
Meaningful youth engagement in support to Governments	Were youth meaningfully engaged in entity support to Governments/intergovernmental processes ?	18.4	<input checked="" type="checkbox"/>	Yes	<input type="checkbox"/>	Yes	<input type="checkbox"/>				
Meaningful youth engagement in programmes, projects and campaigns	Were youth meaningfully engaged in UN-led programmes, projects and campaigns ?	18.5	<input checked="" type="checkbox"/>	Yes	<input type="checkbox"/>	Yes	<input checked="" type="checkbox"/>				
2. How does the entity's strategic planning process support work FOR and WITH youth?											
A. Strategic planning											
Results for youth in strategic plans	Does the entity have guiding instruments (strategic plan/equivalent) for its work on youth?	1.1	<input checked="" type="checkbox"/>	Yes	<input type="checkbox"/>	Yes	<input type="checkbox"/>				
	Does the situational analysis in the entity's strategic plan include insights on youth issues ?	1.2	<input checked="" type="checkbox"/>	No	<input type="checkbox"/>	No	<input type="checkbox"/>				
	Does the strategic plan of the entity include results FOR youth ?	1.3	<input checked="" type="checkbox"/>	No	<input type="checkbox"/>	No	<input type="checkbox"/>				
Alignment of youth work in UN entities to Youth2030	Are the entity's programmes on youth aligned to Youth2030 priority areas ?	2.1	<input checked="" type="checkbox"/>	n/a	<input type="checkbox"/>	Yes	<input checked="" type="checkbox"/>				
	Does the human resources plan include work on strengthening internships and increasing the youth workforce ?	2.2	<input checked="" type="checkbox"/>	Yes	<input type="checkbox"/>	Yes	<input checked="" type="checkbox"/>				
	Does the entity's communication and advocacy strategy or plan include youth?	2.3	<input checked="" type="checkbox"/>	Yes	<input checked="" type="checkbox"/>	Yes	<input type="checkbox"/>				
B. Funding and transparency											
Funding for youth	Does the entity have a marker/tagging system to track resources on youth?	3.1	<input checked="" type="checkbox"/>	No	<input type="checkbox"/>	No	<input type="checkbox"/>				
	Did the entity spend/utilize the funding allocated for youth-related activities in the year?	3.2.1	<input checked="" type="checkbox"/>	No	<input type="checkbox"/>	No	<input type="checkbox"/>				
	Is information available on the proportion of the entity's total expenditure spent on youth-related activities in the year?	3.2.2	<input checked="" type="checkbox"/>	No	<input type="checkbox"/>	No	<input type="checkbox"/>				
Transparency	Did the annual report of the entity include results achieved/funds utilized on youth in the year?	4	<input checked="" type="checkbox"/>	Yes	<input type="checkbox"/>	Yes	<input type="checkbox"/>				
Meaningful youth engagement in entity processes	Were youth meaningfully engaged in entity processes , including in strategic planning processes?	18.3	<input checked="" type="checkbox"/>	No	<input type="checkbox"/>	Yes	<input type="checkbox"/>				
3. How is the entity organized to deliver coherently FOR and WITH youth?											
A. Coordination arrangements											
Inter-agency coordination	Was the entity engaged in inter-agency coordination on youth at global/regional levels in the year?	14	<input checked="" type="checkbox"/> ^d	n/a	<input type="checkbox"/>	Yes	<input checked="" type="checkbox"/>				
B. Internal capacities to deliver on Youth2030											
Internal capacities	Did the entity have personnel in place to deliver on the youth agenda in the year?	15.1	<input checked="" type="checkbox"/> ^e	No	<input type="checkbox"/>	Yes	<input type="checkbox"/>				
	Does the entity have an internal coordination mechanism for its personnel working on youth?	15.2	<input checked="" type="checkbox"/> ^e	No	<input type="checkbox"/>	No	<input type="checkbox"/>				
	Did the entity invest in strengthening its organizational capacity on youth in the year?	15.3	<input checked="" type="checkbox"/> ^e	No	<input type="checkbox"/>	Yes	<input type="checkbox"/>				
C. Youth workforce and internships											
Youth workforce	Does the entity undertake data-driven action to increase youth in its workforce and track progress?	16	<input checked="" type="checkbox"/>	No	<input type="checkbox"/>	Yes	<input type="checkbox"/>				
Fair and quality internships	Does the entity undertake data-driven action to improve internships and track progress?	17	<input checked="" type="checkbox"/>	No	<input type="checkbox"/>	Yes	<input type="checkbox"/>				
Policies, processes and platforms for meaningful youth engagement	Does the entity have in place policies, processes and platforms for meaningful youth engagement ?	18.1	<input checked="" type="checkbox"/>	Yes	<input type="checkbox"/>	Yes	<input type="checkbox"/>				
	Did the entity engage youth (groups) at the global/regional level in the year?	18.2	<input checked="" type="checkbox"/>	Yes	<input checked="" type="checkbox"/>	Yes	<input checked="" type="checkbox"/>				

^c Includes a range of programmes, projects and initiatives.

^d Reporting on KPI 14 has been simplified: global and regional inter-agency coordination are integrated into one score. For 2021 scores on KPI 14, please refer to [Youth2030 Snapshot Series 2022](#).

^e Required for entities with 2 or more offices in different locations (special case).

What is the Youth2030 UN Entity Snapshot Series?

In 2022, UN entities self-reported on their progress on Youth2030 against 18 key performance indicators (KPIs) as set out in the [Youth2030 Scorecard for UN Entities](#) ↗

<p>How to read the Youth2030 UN Entity Snapshot</p>	<p>The snapshot</p> <ul style="list-style-type: none"> includes the entity's mandate, geographical presence and priority areas on Youth2030 summarizes the entity's self-reported progress for 2022 	<p>Insights are available on the entity's work</p> <p><input type="checkbox"/> FOR youth</p> <p><input checked="" type="checkbox"/> WITH youth</p>	<p>18 KPIs organized in 42 questions:</p> <ul style="list-style-type: none"> 36 rated questions <ul style="list-style-type: none"> At milestone Moving forward Getting ready 6 non-rated questions, yielding qualitative insights 	<p>The 42 questions are:</p> <ul style="list-style-type: none"> 18 required 24 optional (as relevant to the mandate and geographical presence of the entity)
--	---	--	---	---

18 KPIs including 42 questions distributed across 10 areas of action

Themes	Areas of action	Scores FOR youth	Scores WITH youth
How is the entity advancing global commitments FOR youth and delivering them WITH youth?	Data, evidence, standards	☑ ☑ ☑ ☑ ☑ ☑ ☑ ☑ ☑	
	Support to Governments	☑ ☑	
	Programmes, projects, partnerships	☑ ☑ ☑	☑ ☑
	Knowledge and capacity	☑ ☑ ☑ ☑	
	Advocacy	☑ ☑ ☑	
How does the entity's strategic planning process support work FOR and WITH youth?	Strategic planning	☑ ☑ ☑ ☑ ☑ ☑	
	Funding and transparency	☑ ☑ ☑ ☑	☑
How is the entity organized to deliver coherently FOR and WITH youth?	Coordination*	☑	
	Internal capacities	☑ ☑ ☑	☑ ☑
	Youth workforce and internships	☑ ☑	

Part 1. Overview

Mandate

DMSPC serves the UN Secretariat globally to drive organizational excellence through innovation, accountability and solutions. DMSPC aims to attract and build a diverse workforce, including young talent.

The entity works in the following fields

Support sustainable development and climate change	Protect and promote human rights	Maintain peace and security	Deliver humanitarian aid	Uphold international law
--	----------------------------------	-----------------------------	--------------------------	--------------------------

Geographical presence

Global	Regional	Country
--------	----------	---------

Action/functions on youth

Data and evidence	Assistance/advisory services	Financing	Advocacy	Operational and management support
Setting standards	Programmes and projects	Coordination	Communications, outreach, visibility	Oversight
Capacity-building	Partnerships	Other (specify)		

Youth2030 priority areas in line with the entity's mandate

Priority area 1 Youth engagement, participation and advocacy				
Partner with youth-led and youth-serving organizations ^b	Strengthen youth engagement mechanisms in UN entities	Strengthen meaningful youth engagement in intergovernmental/multilateral forums	Leverage technology and digital solutions for large-scale outreach to young people	Amplify voices of young people and showcase their contributions
Priority area 2 Informed and healthy foundations	Priority area 3 Economic empowerment through decent work	Priority area 4 Youth and human rights	Priority area 5 Peacebuilding and resilience-building	

^a Reporting on KPI 14 has been simplified from four scores in 2021 to one score in 2022.

^b Includes a wide range of formal and informal communities of young people in the form of youth-led and youth-serving federations, unions, organizations, associations, councils, networks, clubs, movements, mechanisms and structures.

UN ENTITY SNAPSHOT SERIES

Department of Management Strategy, Policy and Compliance (DMSPC)

Part 2. Entity's performance

How to read: Required KPIs Optional KPIs FOR youth WITH youth

Scores: At milestone Moving forward Getting ready Not applicable

Qualitative reporting in [Youth2030 Progress Report 2023](#)

Short description of KPI	Questions	Year	2021		2022		2023		2024		
			KPI No.	Response	Rating	Response	Rating	Response	Rating	Response	Rating
1. How is the entity advancing global commitments FOR youth and delivering them WITH youth?											
A. Make data and evidence on youth available; set standards for work on youth											
Data on youth	Does the entity maintain databases on youth?	5.1	<input checked="" type="checkbox"/>	Yes	<input type="checkbox"/>	Yes	<input type="checkbox"/>				
	Does the entity spearhead development of new indicators on youth?	5.2	<input checked="" type="checkbox"/>	Yes	<input type="checkbox"/>	Yes	<input type="checkbox"/>				
	Did the entity make new data/data products on youth available in the year?	5.3	<input checked="" type="checkbox"/>	Yes	<input checked="" type="checkbox"/>	No	<input type="checkbox"/>				
	Does the entity harness big-data sources for insights on youth issues?	5.4	<input checked="" type="checkbox"/>	No	<input type="checkbox"/>	No	<input type="checkbox"/>				
Evidence on youth	Did the entity make new evidence on Youth2030 priority areas available in the year?	6.1	<input checked="" type="checkbox"/>	Yes	<input checked="" type="checkbox"/>	Yes	<input checked="" type="checkbox"/>				
	Did the entity publish best practices/lessons learned documentation on youth in the year?	6.2	<input checked="" type="checkbox"/>	No	<input type="checkbox"/>	No	<input type="checkbox"/>				
	Did the entity publish flagship/periodic reports on youth in the year?	6.3	<input checked="" type="checkbox"/>	Yes	<input type="checkbox"/>	Yes	<input type="checkbox"/>				
	Did the entity complete evaluations on youth in the year?	6.4	<input checked="" type="checkbox"/>	Yes	<input checked="" type="checkbox"/>	Yes	<input checked="" type="checkbox"/>				
Set standards	Did the entity publish new guidance and/or tools on Youth2030 priority areas in the year?	7	<input checked="" type="checkbox"/>	Yes	<input checked="" type="checkbox"/>	Yes	<input checked="" type="checkbox"/>				
B. Support efforts of Governments to work FOR and WITH youth											
Strengthen national policies	Did the entity strengthen national policies on youth/mainstream youth issues in the year?	9	<input checked="" type="checkbox"/>	n/a	<input type="checkbox"/>	n/a	<input type="checkbox"/>				
Leave No Youth Behind	Did the entity strengthen capacities of Governments to design and deliver Leave No Youth Behind strategies in the year?	10	<input checked="" type="checkbox"/>	n/a	<input type="checkbox"/>	n/a	<input type="checkbox"/>				
C. Establish programmes, projects and partnerships FOR and WITH youth											
Joint programmes and multistakeholder initiatives	Did the entity support joint programmes and/or multistakeholder initiatives ^c on youth in the year?	11	<input checked="" type="checkbox"/>	n/a	<input type="checkbox"/>	n/a	<input type="checkbox"/>				
Partnerships and investments for innovation	Did the entity establish partnerships for innovations on youth in the year?	12.1	<input checked="" type="checkbox"/>	n/a	<input type="checkbox"/>	n/a	<input type="checkbox"/>				
	Did the entity directly fund youth-led organizations ^c to undertake projects in the year?	12.2	<input checked="" type="checkbox"/>	n/a	<input type="checkbox"/>	n/a	<input type="checkbox"/>				
D. Build capacity of stakeholders and support exchange of knowledge on youth											
Build capacity of external stakeholders	Does the entity maintain knowledge portal(s) with information relevant to youth?	8.1	<input checked="" type="checkbox"/>	n/a	<input type="checkbox"/>	n/a	<input type="checkbox"/>				
	Did the entity invest in capacity-building of external stakeholders on youth in the year?	8.2	<input checked="" type="checkbox"/>	n/a	<input type="checkbox"/>	n/a	<input type="checkbox"/>				
	Does the entity support/host/partner with any open-source e-learning platforms for online learning?	8.3	<input checked="" type="checkbox"/>	n/a	<input type="checkbox"/>	n/a	<input type="checkbox"/>				
	Did the entity facilitate knowledge exchange on youth issues in the year?	8.4	<input checked="" type="checkbox"/>	n/a	<input type="checkbox"/>	n/a	<input type="checkbox"/>				
E. Advocate and communicate FOR and WITH youth											
Communication and advocacy	Did the entity support advocacy events on youth in intergovernmental forums/summits/conferences?	13.1	<input checked="" type="checkbox"/>	n/a	<input type="checkbox"/>	Yes	<input checked="" type="checkbox"/>				
	Did the entity support commemoration of international day events relevant to youth in the year?	13.2	<input checked="" type="checkbox"/>	n/a	<input type="checkbox"/>	Yes	<input checked="" type="checkbox"/>				
	Did the entity support/activate campaigns on Youth2030 priority areas in the year?	13.3	<input checked="" type="checkbox"/>	n/a	<input type="checkbox"/>	Yes	<input checked="" type="checkbox"/>				
Meaningful youth engagement in support to Governments	Were youth meaningfully engaged in entity support to Governments/intergovernmental processes ?	18.4	<input checked="" type="checkbox"/>	n/a	<input type="checkbox"/>	n/a	<input type="checkbox"/>				
Meaningful youth engagement in programmes, projects and campaigns	Were youth meaningfully engaged in UN-led programmes, projects and campaigns?	18.5	<input checked="" type="checkbox"/>	n/a	<input type="checkbox"/>	n/a	<input type="checkbox"/>				
2. How does the entity's strategic planning process support work FOR and WITH youth?											
A. Strategic planning											
Results for youth in strategic plans	Does the entity have guiding instruments (strategic plan/equivalent) for its work on youth?	1.1	<input checked="" type="checkbox"/>	Yes	<input type="checkbox"/>	Yes	<input type="checkbox"/>				
	Does the situational analysis in the entity's strategic plan include insights on youth issues ?	1.2	<input checked="" type="checkbox"/>	Yes	<input checked="" type="checkbox"/>	Yes	<input checked="" type="checkbox"/>				
	Does the strategic plan of the entity include results FOR youth ?	1.3	<input checked="" type="checkbox"/>	Yes	<input checked="" type="checkbox"/>	Yes	<input checked="" type="checkbox"/>				
Alignment of youth work in UN entities to Youth2030	Are the entity's programmes on youth aligned to Youth2030 priority areas ?	2.1	<input checked="" type="checkbox"/>	n/a	<input type="checkbox"/>	Yes	<input checked="" type="checkbox"/>				
	Does the human resources plan include work on strengthening internships and increasing the youth workforce ?	2.2	<input checked="" type="checkbox"/>	Yes	<input checked="" type="checkbox"/>	Yes	<input checked="" type="checkbox"/>				
	Does the entity's communication and advocacy strategy or plan include youth?	2.3	<input checked="" type="checkbox"/>	n/a	<input type="checkbox"/>	n/a	<input type="checkbox"/>				
B. Funding and transparency											
Funding for youth	Does the entity have a marker/tagging system to track resources on youth?	3.1	<input checked="" type="checkbox"/>	Yes	<input checked="" type="checkbox"/>	Yes	<input checked="" type="checkbox"/>				
	Did the entity spend/utilize the funding allocated for youth-related activities in the year?	3.2.1	<input checked="" type="checkbox"/>	Yes	<input checked="" type="checkbox"/>	Yes	<input checked="" type="checkbox"/>				
	Is information available on the proportion of the entity's total expenditure spent on youth-related activities in the year?	3.2.2	<input checked="" type="checkbox"/>	No	<input type="checkbox"/>	No	<input type="checkbox"/>				
Transparency	Did the annual report of the entity include results achieved/funds utilized on youth in the year?	4	<input checked="" type="checkbox"/>	Yes	<input checked="" type="checkbox"/>	Yes	<input checked="" type="checkbox"/>				
Meaningful youth engagement in entity processes	Were youth meaningfully engaged in entity processes , including in strategic planning processes?	18.3	<input checked="" type="checkbox"/>	Yes	<input checked="" type="checkbox"/>	Yes	<input checked="" type="checkbox"/>				
3. How is the entity organized to deliver coherently FOR and WITH youth?											
A. Coordination arrangements											
Inter-agency coordination	Was the entity engaged in inter-agency coordination on youth at global/regional levels in the year?	14	<input checked="" type="checkbox"/> ^d	n/a	<input type="checkbox"/>	Yes	<input checked="" type="checkbox"/>				
B. Internal capacities to deliver on Youth2030											
Internal capacities	Did the entity have personnel in place to deliver on the youth agenda in the year?	15.1	<input checked="" type="checkbox"/>	Yes	<input checked="" type="checkbox"/>	Yes	<input checked="" type="checkbox"/>				
	Does the entity have an internal coordination mechanism for its personnel working on youth?	15.2	<input checked="" type="checkbox"/> ^e	Yes	<input checked="" type="checkbox"/>	Yes	<input checked="" type="checkbox"/>				
	Did the entity invest in strengthening its organizational capacity on youth in the year?	15.3	<input checked="" type="checkbox"/>	Yes	<input type="checkbox"/>	Yes	<input type="checkbox"/>				
C. Youth workforce and internships											
Youth workforce	Does the entity undertake data-driven action to increase youth in its workforce and track progress?	16	<input checked="" type="checkbox"/>	Yes	<input checked="" type="checkbox"/>	Yes	<input checked="" type="checkbox"/>				
Fair and quality internships	Does the entity undertake data-driven action to improve internships and track progress?	17	<input checked="" type="checkbox"/>	Yes	<input checked="" type="checkbox"/>	Yes	<input checked="" type="checkbox"/>				
Policies, processes and platforms for meaningful youth engagement	Does the entity have in place policies, processes and platforms for meaningful youth engagement ?	18.1	<input checked="" type="checkbox"/>	Yes	<input type="checkbox"/>	Yes	<input type="checkbox"/>				
	Did the entity engage youth (groups) at the global/regional level in the year?	18.2	<input checked="" type="checkbox"/>	Yes	<input checked="" type="checkbox"/>	Yes	<input checked="" type="checkbox"/>				

^c Includes a range of programmes, projects and initiatives.

^d Reporting on KPI 14 has been simplified: global and regional inter-agency coordination are integrated into one score. For 2021 scores on KPI 14, please refer to [Youth2030 Snapshot Series 2022](#).

^e Required for entities with 2 or more offices in different locations (special case).

What is the Youth2030 UN Entity Snapshot Series?

In 2022, UN entities self-reported on their progress on Youth2030 against 18 key performance indicators (KPIs) as set out in the [Youth2030 Scorecard for UN Entities](#) ↗

<p>How to read the Youth2030 UN Entity Snapshot</p>	<p>The snapshot</p> <ul style="list-style-type: none"> includes the entity's mandate, geographical presence and priority areas on Youth2030 summarizes the entity's self-reported progress for 2022 	<p>Insights are available on the entity's work</p> <ul style="list-style-type: none"> <input type="checkbox"/> FOR youth <input checked="" type="checkbox"/> WITH youth 	<p>18 KPIs organized in 42 questions:</p> <ul style="list-style-type: none"> 36 rated questions <ul style="list-style-type: none"> At milestone Moving forward Getting ready 6 non-rated questions, yielding qualitative insights 	<p>The 42 questions are:</p> <ul style="list-style-type: none"> 18 required 24 optional (as relevant to the mandate and geographical presence of the entity)
--	---	---	---	---

18 KPIs including 42 questions distributed across 10 areas of action

Themes	Areas of action	Scores FOR youth	Scores WITH youth
How is the entity advancing global commitments FOR youth and delivering them WITH youth?	Data, evidence, standards	☑ ☑ ☑ ☑ ☑ ☑ ☑ ☑ ☑	
	Support to Governments	☑ ☑	
	Programmes, projects, partnerships	☑ ☑ ☑	☑ ☑
	Knowledge and capacity	☑ ☑ ☑ ☑	
	Advocacy	☑ ☑ ☑	
How does the entity's strategic planning process support work FOR and WITH youth?	Strategic planning	☑ ☑ ☑ ☑ ☑ ☑	
	Funding and transparency	☑ ☑ ☑ ☑	☑
How is the entity organized to deliver coherently FOR and WITH youth?	Coordination*	☑	
	Internal capacities	☑ ☑ ☑	☑ ☑
	Youth workforce and internships	☑ ☑	

Part 1. Overview

Mandate

DPO provides political and executive direction to UN peacekeeping operations around the world and maintains contact with the Security Council, troop and financial contributors, and parties to the conflicts in the implementation of Security Council mandates.

The entity works in the following fields

Support sustainable development and climate change	Protect and promote human rights	Maintain peace and security	Deliver humanitarian aid	Uphold international law
--	----------------------------------	-----------------------------	--------------------------	--------------------------

Geographical presence

Global	Regional	Country
--------	----------	---------

Action/functions on youth

Data and evidence	Assistance/advisory services	Financing	Advocacy	Operational and management support
Setting standards	Programmes and projects	Coordination	Communications, outreach, visibility	Oversight
Capacity-building	Partnerships	Other (specify)		

Youth2030 priority areas in line with the entity's mandate

Priority area 1 Youth engagement, participation and advocacy				
Partner with youth-led and youth-serving organizations ^b	Strengthen youth engagement mechanisms in UN entities	Strengthen meaningful youth engagement in intergovernmental/multilateral forums	Leverage technology and digital solutions for large-scale outreach to young people	Amplify voices of young people and showcase their contributions
Priority area 2 Informed and healthy foundations	Priority area 3 Economic empowerment through decent work	Priority area 4 Youth and human rights	Priority area 5 Peacebuilding and resilience-building	

^a Reporting on KPI 14 has been simplified from four scores in 2021 to one score in 2022.

^b Includes a wide range of formal and informal communities of young people in the form of youth-led and youth-serving federations, unions, organizations, associations, councils, networks, clubs, movements, mechanisms and structures.

Part 2. Entity's performance

How to read: Required KPIs Optional KPIs FOR youth WITH youth

Scores: At milestone Moving forward Getting ready Not applicable

Qualitative reporting in [Youth2030 Progress Report 2023](#)

Short description of KPI	Questions	Year	KPI No.	2021		2022		2023		2024	
				Response	Rating	Response	Rating	Response	Rating	Response	Rating
1. How is the entity advancing global commitments FOR youth and delivering them WITH youth?											
A. Make data and evidence on youth available; set standards for work on youth											
Data on youth	Does the entity maintain databases on youth?	5.1	<input checked="" type="checkbox"/>	n/a	▽	No	▽				
	Does the entity spearhead development of new indicators on youth?	5.2	<input checked="" type="checkbox"/>	n/a	▽	No	▽				
	Did the entity make new data/data products on youth available in the year?	5.3	<input checked="" type="checkbox"/>	n/a	●	Yes	●				
	Does the entity harness big-data sources for insights on youth issues?	5.4	<input checked="" type="checkbox"/>	n/a	●	No	●				
Evidence on youth	Did the entity make new evidence on Youth2030 priority areas available in the year?	6.1	<input checked="" type="checkbox"/>	n/a	●	No	●				
	Did the entity publish best practices/lessons learned documentation on youth in the year?	6.2	<input checked="" type="checkbox"/>	n/a	▽	Yes	▽				
	Did the entity publish flagship/periodic reports on youth in the year?	6.3	<input checked="" type="checkbox"/>	n/a	▽	No	▽				
	Did the entity complete evaluations on youth in the year?	6.4	<input checked="" type="checkbox"/>	No	●	Yes	●				
Set standards	Did the entity publish new guidance and/or tools on Youth2030 priority areas in the year?	7	<input checked="" type="checkbox"/>	Yes	●	n/a	●				
B. Support efforts of Governments to work FOR and WITH youth											
Strengthen national policies	Did the entity strengthen national policies on youth/mainstream youth issues in the year?	9	<input checked="" type="checkbox"/>	n/a	●	Yes	●				
Leave No Youth Behind	Did the entity strengthen capacities of Governments to design and deliver Leave No Youth Behind strategies in the year?	10	<input checked="" type="checkbox"/>	n/a	●	n/a	●				
C. Establish programmes, projects and partnerships FOR and WITH youth											
Joint programmes and multistakeholder initiatives	Did the entity support joint programmes and/or multistakeholder initiatives on youth in the year?	11	<input checked="" type="checkbox"/>	n/a	●	Yes	●				
Partnerships and investments for innovation	Did the entity establish partnerships for innovations on youth in the year?	12.1	<input checked="" type="checkbox"/>	n/a	●	Yes	●				
	Did the entity directly fund youth-led organizations to undertake projects in the year?	12.2	<input checked="" type="checkbox"/>	n/a	●	Yes	●				
D. Build capacity of stakeholders and support exchange of knowledge on youth											
Build capacity of external stakeholders	Does the entity maintain knowledge portal(s) with information relevant to youth?	8.1	<input checked="" type="checkbox"/>	Yes	●	No	●				
	Did the entity invest in capacity-building of external stakeholders on youth in the year?	8.2	<input checked="" type="checkbox"/>	No	●	Yes	●				
	Does the entity support/host/partner with any open-source e-learning platforms for online learning?	8.3	<input checked="" type="checkbox"/>	No	●	No	●				
	Did the entity facilitate knowledge exchange on youth issues in the year?	8.4	<input checked="" type="checkbox"/>	Yes	●	No	●				
E. Advocate and communicate FOR and WITH youth											
Communication and advocacy	Did the entity support advocacy events on youth in intergovernmental forums/summits/conferences?	13.1	<input checked="" type="checkbox"/>	No	●	No	●				
	Did the entity support commemoration of international day events relevant to youth in the year?	13.2	<input checked="" type="checkbox"/>	Yes	●	Yes	●				
	Did the entity support/activate campaigns on Youth2030 priority areas in the year?	13.3	<input checked="" type="checkbox"/>	Yes	●	Yes	●				
Meaningful youth engagement in support to Governments	Were youth meaningfully engaged in entity support to Governments/intergovernmental processes ?	18.4	<input checked="" type="checkbox"/>	n/a	●	Yes	●				
Meaningful youth engagement in programmes, projects and campaigns	Were youth meaningfully engaged in UN-led programmes, projects and campaigns?	18.5	<input checked="" type="checkbox"/>	Yes	●	n/a	●				
2. How does the entity's strategic planning process support work FOR and WITH youth?											
A. Strategic planning											
Results for youth in strategic plans	Does the entity have guiding instruments (strategic plan/equivalent) for its work on youth?	1.1	<input checked="" type="checkbox"/>	Yes	▽	Yes	▽				
	Does the situational analysis in the entity's strategic plan include insights on youth issues ?	1.2	<input checked="" type="checkbox"/>	Yes	●	Yes	●				
	Does the strategic plan of the entity include results FOR youth ?	1.3	<input checked="" type="checkbox"/>	No	●	Yes	●				
Alignment of youth work in UN entities to Youth2030	Are the entity's programmes on youth aligned to Youth2030 priority areas ?	2.1	<input checked="" type="checkbox"/>	n/a	●	Yes	●				
	Does the human resources plan include work on strengthening internships and increasing the youth workforce ?	2.2	<input checked="" type="checkbox"/>	No	●	Yes	●				
	Does the entity's communication and advocacy strategy or plan include youth?	2.3	<input checked="" type="checkbox"/>	No	●	No	●				
B. Funding and transparency											
Funding for youth	Does the entity have a marker/tagging system to track resources on youth?	3.1	<input checked="" type="checkbox"/>	No	●	No	●				
	Did the entity spend/utilize the funding allocated for youth-related activities in the year?	3.2.1	<input checked="" type="checkbox"/>	No	●	No	●				
	Is information available on the proportion of the entity's total expenditure spent on youth-related activities in the year?	3.2.2	<input checked="" type="checkbox"/>	No	▽	No	▽				
Transparency	Did the annual report of the entity include results achieved/funds utilized on youth in the year?	4	<input checked="" type="checkbox"/>	No	●	Yes	●				
Meaningful youth engagement in entity processes	Were youth meaningfully engaged in entity processes , including in strategic planning processes?	18.3	<input checked="" type="checkbox"/>	Yes	●	Yes	●				
3. How is the entity organized to deliver coherently FOR and WITH youth?											
A. Coordination arrangements											
Inter-agency coordination	Was the entity engaged in inter-agency coordination on youth at global/regional levels in the year?	14	<input checked="" type="checkbox"/> ^d	n/a	⊗	Yes	●				
B. Internal capacities to deliver on Youth2030											
Internal capacities	Did the entity have personnel in place to deliver on the youth agenda in the year?	15.1	<input checked="" type="checkbox"/>	Yes	●	Yes	●				
	Does the entity have an internal coordination mechanism for its personnel working on youth?	15.2	<input checked="" type="checkbox"/> ^e	Yes	●	Yes	●				
	Did the entity invest in strengthening its organizational capacity on youth in the year?	15.3	<input checked="" type="checkbox"/>	Yes	●	Yes	●				
C. Youth workforce and internships											
Youth workforce	Does the entity undertake data-driven action to increase youth in its workforce and track progress?	16	<input checked="" type="checkbox"/>	No	●	Yes	●				
Fair and quality internships	Does the entity undertake data-driven action to improve internships and track progress?	17	<input checked="" type="checkbox"/>	No	●	No	●				
Policies, processes and platforms for meaningful youth engagement	Does the entity have in place policies, processes and platforms for meaningful youth engagement ?	18.1	<input checked="" type="checkbox"/>	Yes	●	Yes	●				
	Did the entity engage youth (groups) at the global/regional level in the year?	18.2	<input checked="" type="checkbox"/>	Yes	●	Yes	●				

^c Includes a range of programmes, projects and initiatives.

^d Reporting on KPI 14 has been simplified: global and regional inter-agency coordination are integrated into one score. For 2021 scores on KPI 14, please refer to [Youth2030 Snapshot Series 2022](#).

^e Required for entities with 2 or more offices in different locations (special case).

What is the Youth2030 UN Entity Snapshot Series?

In 2022, UN entities self-reported on their progress on Youth2030 against 18 key performance indicators (KPIs) as set out in the [Youth2030 Scorecard for UN Entities](#)

<p>How to read the Youth2030 UN Entity Snapshot</p>	<p>The snapshot</p> <ul style="list-style-type: none"> includes the entity's mandate, geographical presence and priority areas on Youth2030 summarizes the entity's self-reported progress for 2022 	<p>Insights are available on the entity's work</p> <ul style="list-style-type: none"> <input type="checkbox"/> FOR youth <input checked="" type="checkbox"/> WITH youth 	<p>18 KPIs organized in 42 questions:</p> <ul style="list-style-type: none"> 36 rated questions <ul style="list-style-type: none"> At milestone Moving forward Getting ready 6 non-rated questions, yielding qualitative insights 	<p>The 42 questions are:</p> <ul style="list-style-type: none"> 18 required 24 optional (as relevant to the mandate and geographical presence of the entity)
--	---	---	---	---

18 KPIs including 42 questions distributed across 10 areas of action

Themes	Areas of action	Scores FOR youth	Scores WITH youth
<p>How is the entity advancing global commitments FOR youth and delivering them WITH youth?</p>	Data, evidence, standards	<input checked="" type="checkbox"/> <input checked="" type="checkbox"/> <input checked="" type="checkbox"/> <input checked="" type="checkbox"/> <input checked="" type="checkbox"/> <input checked="" type="checkbox"/> <input checked="" type="checkbox"/> <input checked="" type="checkbox"/> <input checked="" type="checkbox"/>	
	Support to Governments	<input checked="" type="checkbox"/> <input checked="" type="checkbox"/>	
	Programmes, projects, partnerships	<input checked="" type="checkbox"/> <input checked="" type="checkbox"/> <input checked="" type="checkbox"/>	<input checked="" type="checkbox"/> <input checked="" type="checkbox"/>
	Knowledge and capacity	<input checked="" type="checkbox"/> <input checked="" type="checkbox"/> <input checked="" type="checkbox"/> <input checked="" type="checkbox"/>	
	Advocacy	<input checked="" type="checkbox"/> <input checked="" type="checkbox"/> <input checked="" type="checkbox"/>	
<p>How does the entity's strategic planning process support work FOR and WITH youth?</p>	Strategic planning	<input checked="" type="checkbox"/> <input checked="" type="checkbox"/> <input checked="" type="checkbox"/> <input checked="" type="checkbox"/> <input checked="" type="checkbox"/> <input checked="" type="checkbox"/>	<input checked="" type="checkbox"/>
	Funding and transparency	<input checked="" type="checkbox"/> <input checked="" type="checkbox"/> <input checked="" type="checkbox"/> <input checked="" type="checkbox"/>	
<p>How is the entity organized to deliver coherently FOR and WITH youth?</p>	Coordination*	<input checked="" type="checkbox"/>	
	Internal capacities	<input checked="" type="checkbox"/> <input checked="" type="checkbox"/> <input checked="" type="checkbox"/>	<input checked="" type="checkbox"/> <input checked="" type="checkbox"/>
	Youth workforce and internships	<input checked="" type="checkbox"/> <input checked="" type="checkbox"/>	

Part 1. Overview

Mandate

DPPA plays a central role in United Nations efforts to prevent deadly conflict and build sustainable peace around the world by monitoring and assessing global political developments.

The entity works in the following fields

Support sustainable development and climate change	Protect and promote human rights	Maintain peace and security	Deliver humanitarian aid	Uphold international law
--	----------------------------------	-----------------------------	--------------------------	--------------------------

Geographical presence

Global	Regional	Country
--------	----------	---------

Action/functions on youth

Data and evidence	Assistance/advisory services	Financing	Advocacy	Operational and management support
Setting standards	Programmes and projects	Coordination	Communications, outreach, visibility	Oversight
Capacity-building	Partnerships	Other (specify)		

Youth2030 priority areas in line with the entity's mandate

<p>Priority area 1 Youth engagement, participation and advocacy</p> <ul style="list-style-type: none"> Partner with youth-led and youth-serving organizations^b Strengthen youth engagement mechanisms in UN entities Strengthen meaningful youth engagement in intergovernmental/multilateral forums Leverage technology and digital solutions for large-scale outreach to young people Amplify voices of young people and showcase their contributions 				
<p>Priority area 2 Informed and healthy foundations</p>	<p>Priority area 3 Economic empowerment through decent work</p>	<p>Priority area 4 Youth and human rights</p>	<p>Priority area 5 Peacebuilding and resilience-building</p>	

^a Reporting on KPI 14 has been simplified from four scores in 2021 to one score in 2022.

^b Includes a wide range of formal and informal communities of young people in the form of youth-led and youth-serving federations, unions, organizations, associations, councils, networks, clubs, movements, mechanisms and structures.

Part 2. Entity's performance

How to read: Required KPIs Optional KPIs FOR youth WITH youth

Scores: At milestone Moving forward Getting ready Not applicable

Qualitative reporting in [Youth2030 Progress Report 2023](#)

Short description of KPI	Questions	Year	2021		2022		2023		2024	
			KPI No.	Response	Rating	Response	Rating	Response	Rating	Response
1. How is the entity advancing global commitments FOR youth and delivering them WITH youth?										
A. Make data and evidence on youth available; set standards for work on youth										
Data on youth	Does the entity maintain databases on youth?	5.1	<input checked="" type="checkbox"/>	Yes	<input type="checkbox"/>	Yes	<input type="checkbox"/>			
	Does the entity spearhead development of new indicators on youth?	5.2	<input checked="" type="checkbox"/>	Yes	<input type="checkbox"/>	Yes	<input type="checkbox"/>			
	Did the entity make new data/data products on youth available in the year?	5.3	<input checked="" type="checkbox"/>	Yes	<input type="checkbox"/>	Yes	<input checked="" type="checkbox"/>			
	Does the entity harness big-data sources for insights on youth issues?	5.4	<input checked="" type="checkbox"/>	No	<input type="checkbox"/>	Yes	<input type="checkbox"/>			
Evidence on youth	Did the entity make new evidence on Youth2030 priority areas available in the year?	6.1	<input checked="" type="checkbox"/>	Yes	<input checked="" type="checkbox"/>	Yes	<input checked="" type="checkbox"/>			
	Did the entity publish best practices/lessons learned documentation on youth in the year?	6.2	<input checked="" type="checkbox"/>	Yes	<input type="checkbox"/>	Yes	<input type="checkbox"/>			
	Did the entity publish flagship/periodic reports on youth in the year?	6.3	<input checked="" type="checkbox"/>	Yes	<input type="checkbox"/>	Yes	<input type="checkbox"/>			
	Did the entity complete evaluations on youth in the year?	6.4	<input checked="" type="checkbox"/>	Yes	<input checked="" type="checkbox"/>	Yes	<input checked="" type="checkbox"/>			
Set standards	Did the entity publish new guidance and/or tools on Youth2030 priority areas in the year?	7	<input checked="" type="checkbox"/>	Yes	<input checked="" type="checkbox"/>	Yes	<input checked="" type="checkbox"/>			
B. Support efforts of Governments to work FOR and WITH youth										
Strengthen national policies	Did the entity strengthen national policies on youth/mainstream youth issues in the year?	9	<input checked="" type="checkbox"/>	No	<input type="checkbox"/>	Yes	<input type="checkbox"/>			
Leave No Youth Behind	Did the entity strengthen capacities of Governments to design and deliver Leave No Youth Behind strategies in the year?	10	<input checked="" type="checkbox"/>	No	<input type="checkbox"/>	Yes	<input type="checkbox"/>			
C. Establish programmes, projects and partnerships FOR and WITH youth										
Joint programmes and multistakeholder initiatives	Did the entity support joint programmes and/or multistakeholder initiatives on youth in the year?	11	<input checked="" type="checkbox"/>	No	<input type="checkbox"/>	Yes	<input checked="" type="checkbox"/>			
Partnerships and investments for innovation	Did the entity establish partnerships for innovations on youth in the year?	12.1	<input checked="" type="checkbox"/>	No	<input type="checkbox"/>	Yes	<input type="checkbox"/>			
	Did the entity directly fund youth-led organizations to undertake projects in the year?	12.2	<input checked="" type="checkbox"/>	Yes	<input type="checkbox"/>	No	<input type="checkbox"/>			
D. Build capacity of stakeholders and support exchange of knowledge on youth										
Build capacity of external stakeholders	Does the entity maintain knowledge portal(s) with information relevant to youth?	8.1	<input checked="" type="checkbox"/>	Yes	<input type="checkbox"/>	Yes	<input checked="" type="checkbox"/>			
	Did the entity invest in capacity-building of external stakeholders on youth in the year?	8.2	<input checked="" type="checkbox"/>	Yes	<input checked="" type="checkbox"/>	Yes	<input checked="" type="checkbox"/>			
	Does the entity support/host/partner with any open-source e-learning platforms for online learning?	8.3	<input checked="" type="checkbox"/>	Yes	<input checked="" type="checkbox"/>	Yes	<input checked="" type="checkbox"/>			
	Did the entity facilitate knowledge exchange on youth issues in the year?	8.4	<input checked="" type="checkbox"/>	Yes	<input checked="" type="checkbox"/>	Yes	<input checked="" type="checkbox"/>			
E. Advocate and communicate FOR and WITH youth										
Communication and advocacy	Did the entity support advocacy events on youth in intergovernmental forums/summits/conferences?	13.1	<input checked="" type="checkbox"/>	Yes	<input checked="" type="checkbox"/>	Yes	<input checked="" type="checkbox"/>			
	Did the entity support commemoration of international day events relevant to youth in the year?	13.2	<input checked="" type="checkbox"/>	Yes	<input checked="" type="checkbox"/>	Yes	<input checked="" type="checkbox"/>			
	Did the entity support/activate campaigns on Youth2030 priority areas in the year?	13.3	<input checked="" type="checkbox"/>	No	<input type="checkbox"/>	Yes	<input checked="" type="checkbox"/>			
Meaningful youth engagement in support to Governments	Were youth meaningfully engaged in entity support to Governments/intergovernmental processes ?	18.4	<input checked="" type="checkbox"/>	Yes	<input type="checkbox"/>	Yes	<input checked="" type="checkbox"/>			
Meaningful youth engagement in programmes, projects and campaigns	Were youth meaningfully engaged in UN-led programmes, projects and campaigns?	18.5	<input checked="" type="checkbox"/>	Yes	<input checked="" type="checkbox"/>	Yes	<input checked="" type="checkbox"/>			
2. How does the entity's strategic planning process support work FOR and WITH youth?										
A. Strategic planning										
Results for youth in strategic plans	Does the entity have guiding instruments (strategic plan/equivalent) for its work on youth?	1.1	<input checked="" type="checkbox"/>	Yes	<input type="checkbox"/>	Yes	<input type="checkbox"/>			
	Does the situational analysis in the entity's strategic plan include insights on youth issues ?	1.2	<input checked="" type="checkbox"/>	Yes	<input checked="" type="checkbox"/>	Yes	<input type="checkbox"/>			
	Does the strategic plan of the entity include results FOR youth ?	1.3	<input checked="" type="checkbox"/>	Yes	<input type="checkbox"/>	Yes	<input type="checkbox"/>			
Alignment of youth work in UN entities to Youth2030	Are the entity's programmes on youth aligned to Youth2030 priority areas ?	2.1	<input checked="" type="checkbox"/>	Yes	<input checked="" type="checkbox"/>	Yes	<input checked="" type="checkbox"/>			
	Does the human resources plan include work on strengthening internships and increasing the youth workforce ?	2.2	<input checked="" type="checkbox"/>	Yes	<input type="checkbox"/>	Yes	<input checked="" type="checkbox"/>			
	Does the entity's communication and advocacy strategy or plan include youth?	2.3	<input checked="" type="checkbox"/>	No	<input type="checkbox"/>	No	<input type="checkbox"/>			
B. Funding and transparency										
Funding for youth	Does the entity have a marker/tagging system to track resources on youth?	3.1	<input checked="" type="checkbox"/>	Yes	<input type="checkbox"/>	Yes	<input type="checkbox"/>			
	Did the entity spend/utilize the funding allocated for youth-related activities in the year?	3.2.1	<input checked="" type="checkbox"/>	No	<input type="checkbox"/>	Yes	<input checked="" type="checkbox"/>			
	Is information available on the proportion of the entity's total expenditure spent on youth-related activities in the year?	3.2.2	<input checked="" type="checkbox"/>	No	<input type="checkbox"/>	No	<input type="checkbox"/>			
Transparency	Did the annual report of the entity include results achieved/funds utilized on youth in the year?	4	<input checked="" type="checkbox"/>	Yes	<input checked="" type="checkbox"/>	Yes	<input type="checkbox"/>			
Meaningful youth engagement in entity processes	Were youth meaningfully engaged in entity processes , including in strategic planning processes?	18.3	<input checked="" type="checkbox"/>	No	<input type="checkbox"/>	Yes	<input type="checkbox"/>			
3. How is the entity organized to deliver coherently FOR and WITH youth?										
A. Coordination arrangements										
Inter-agency coordination	Was the entity engaged in inter-agency coordination on youth at global/regional levels in the year?	14	<input checked="" type="checkbox"/> ^d	n/a	<input checked="" type="checkbox"/>	Yes	<input checked="" type="checkbox"/>			
B. Internal capacities to deliver on Youth2030										
Internal capacities	Did the entity have personnel in place to deliver on the youth agenda in the year?	15.1	<input checked="" type="checkbox"/>	Yes	<input type="checkbox"/>	Yes	<input checked="" type="checkbox"/>			
	Does the entity have an internal coordination mechanism for its personnel working on youth?	15.2	<input checked="" type="checkbox"/> ^b	Yes	<input checked="" type="checkbox"/>	Yes	<input checked="" type="checkbox"/>			
	Did the entity invest in strengthening its organizational capacity on youth in the year?	15.3	<input checked="" type="checkbox"/>	Yes	<input checked="" type="checkbox"/>	Yes	<input checked="" type="checkbox"/>			
C. Youth workforce and internships										
Youth workforce	Does the entity undertake data-driven action to increase youth in its workforce and track progress?	16	<input checked="" type="checkbox"/>	Yes	<input type="checkbox"/>	Yes	<input type="checkbox"/>			
Fair and quality internships	Does the entity undertake data-driven action to improve internships and track progress?	17	<input checked="" type="checkbox"/>	No	<input type="checkbox"/>	Yes	<input type="checkbox"/>			
Policies, processes and platforms for meaningful youth engagement	Does the entity have in place policies, processes and platforms for meaningful youth engagement ?	18.1	<input checked="" type="checkbox"/>	Yes	<input type="checkbox"/>	Yes	<input type="checkbox"/>			
	Did the entity engage youth (groups) at the global/regional level in the year?	18.2	<input checked="" type="checkbox"/>	Yes	<input checked="" type="checkbox"/>	Yes	<input checked="" type="checkbox"/>			

^c Includes a range of programmes, projects and initiatives.

^d Reporting on KPI 14 has been simplified: global and regional inter-agency coordination are integrated into one score. For 2021 scores on KPI 14, please refer to [Youth2030 Snapshot Series 2022](#).

^e Required for entities with 2 or more offices in different locations (special case).

What is the Youth2030 UN Entity Snapshot Series?

In 2022, UN entities self-reported on their progress on Youth2030 against 18 key performance indicators (KPIs) as set out in the [Youth2030 Scorecard for UN Entities](#) ↗

<p>How to read the Youth2030 UN Entity Snapshot</p>	<p>The snapshot</p> <ul style="list-style-type: none"> includes the entity's mandate, geographical presence and priority areas on Youth2030 summarizes the entity's self-reported progress for 2022 	<p>Insights are available on the entity's work</p> <ul style="list-style-type: none"> <input type="checkbox"/> FOR youth <input checked="" type="checkbox"/> WITH youth 	<p>18 KPIs organized in 42 questions:</p> <ul style="list-style-type: none"> 36 rated questions <ul style="list-style-type: none"> At milestone Moving forward Getting ready 6 non-rated questions, yielding qualitative insights 	<p>The 42 questions are:</p> <ul style="list-style-type: none"> 18 required 24 optional (as relevant to the mandate and geographical presence of the entity)
--	---	---	---	--

18 KPIs including 42 questions distributed across 10 areas of action

Themes	Areas of action	Scores FOR youth	Scores WITH youth
<p>How is the entity advancing global commitments FOR youth and delivering them WITH youth?</p>	Data, evidence, standards	<input checked="" type="checkbox"/> <input checked="" type="checkbox"/> <input checked="" type="checkbox"/> <input checked="" type="checkbox"/> <input checked="" type="checkbox"/> <input checked="" type="checkbox"/> <input checked="" type="checkbox"/> <input checked="" type="checkbox"/> <input checked="" type="checkbox"/>	
	Support to Governments	<input checked="" type="checkbox"/> <input checked="" type="checkbox"/>	
	Programmes, projects, partnerships	<input checked="" type="checkbox"/> <input checked="" type="checkbox"/> <input checked="" type="checkbox"/>	<input checked="" type="checkbox"/> <input checked="" type="checkbox"/>
	Knowledge and capacity	<input checked="" type="checkbox"/> <input checked="" type="checkbox"/> <input checked="" type="checkbox"/> <input checked="" type="checkbox"/>	
	Advocacy	<input checked="" type="checkbox"/> <input checked="" type="checkbox"/> <input checked="" type="checkbox"/>	
<p>How does the entity's strategic planning process support work FOR and WITH youth?</p>	Strategic planning	<input checked="" type="checkbox"/> <input checked="" type="checkbox"/> <input checked="" type="checkbox"/> <input checked="" type="checkbox"/> <input checked="" type="checkbox"/> <input checked="" type="checkbox"/>	<input checked="" type="checkbox"/>
	Funding and transparency	<input checked="" type="checkbox"/> <input checked="" type="checkbox"/> <input checked="" type="checkbox"/> <input checked="" type="checkbox"/>	
<p>How is the entity organized to deliver coherently FOR and WITH youth?</p>	Coordination*	<input checked="" type="checkbox"/>	
	Internal capacities	<input checked="" type="checkbox"/> <input checked="" type="checkbox"/> <input checked="" type="checkbox"/>	<input checked="" type="checkbox"/> <input checked="" type="checkbox"/>
	Youth workforce and internships	<input checked="" type="checkbox"/> <input checked="" type="checkbox"/>	

Part 1. Overview

Mandate

ECE facilitates greater economic integration and cooperation and promotes the sustainable development and economic prosperity of the Pan-European region.

The entity works in the following fields

Support sustainable development and climate change	Protect and promote human rights	Maintain peace and security	Deliver humanitarian aid	Uphold international law
--	----------------------------------	-----------------------------	--------------------------	--------------------------

Geographical presence

Global	Regional	Country
--------	----------	---------

Action/functions on youth

Data and evidence	Assistance/advisory services	Financing	Advocacy	Operational and management support
Setting standards	Programmes and projects	Coordination	Communications, outreach, visibility	Oversight
Capacity-building	Partnerships	Other (specify)		

Youth2030 priority areas in line with the entity's mandate

<p>Priority area 1 Youth engagement, participation and advocacy</p> <ul style="list-style-type: none"> Partner with youth-led and youth-serving organizations^b Strengthen youth engagement mechanisms in UN entities Strengthen meaningful youth engagement in intergovernmental/multilateral forums Leverage technology and digital solutions for large-scale outreach to young people Amplify voices of young people and showcase their contributions 				
<p>Priority area 2 Informed and healthy foundations</p>	<p>Priority area 3 Economic empowerment through decent work</p>	<p>Priority area 4 Youth and human rights</p>	<p>Priority area 5 Peacebuilding and resilience-building</p>	

^a Reporting on KPI 14 has been simplified from four scores in 2021 to one score in 2022.

^b Includes a wide range of formal and informal communities of young people in the form of youth-led and youth-serving federations, unions, organizations, associations, councils, networks, clubs, movements, mechanisms and structures.

Part 2. Entity's performance

How to read: Required KPIs Optional KPIs FOR youth WITH youth

Scores: At milestone Moving forward Getting ready Not applicable

Qualitative reporting in [Youth2030 Progress Report 2023](#)

Short description of KPI	Questions	Year	2021		2022		2023		2024	
			KPI No.	Response	Rating	Response	Rating	Response	Rating	Response
1. How is the entity advancing global commitments FOR youth and delivering them WITH youth?										
A. Make data and evidence on youth available; set standards for work on youth										
Data on youth	Does the entity maintain databases on youth?	5.1	<input checked="" type="checkbox"/>	Yes	<input type="checkbox"/>	Yes	<input type="checkbox"/>			
	Does the entity spearhead development of new indicators on youth?	5.2	<input checked="" type="checkbox"/>	Yes	<input type="checkbox"/>	Yes	<input type="checkbox"/>			
	Did the entity make new data/data products on youth available in the year?	5.3	<input checked="" type="checkbox"/>	No	<input type="checkbox"/>	No	<input type="checkbox"/>			
	Does the entity harness big-data sources for insights on youth issues?	5.4	<input checked="" type="checkbox"/>	No	<input type="checkbox"/>	No	<input type="checkbox"/>			
Evidence on youth	Did the entity make new evidence on Youth2030 priority areas available in the year?	6.1	<input checked="" type="checkbox"/>	n/a	<input type="checkbox"/>	n/a	<input type="checkbox"/>			
	Did the entity publish best practices/lessons learned documentation on youth in the year?	6.2	<input checked="" type="checkbox"/>	n/a	<input type="checkbox"/>	n/a	<input type="checkbox"/>			
	Did the entity publish flagship/periodic reports on youth in the year?	6.3	<input checked="" type="checkbox"/>	n/a	<input type="checkbox"/>	n/a	<input type="checkbox"/>			
	Did the entity complete evaluations on youth in the year?	6.4	<input checked="" type="checkbox"/>	No	<input type="checkbox"/>	No	<input type="checkbox"/>			
Set standards	Did the entity publish new guidance and/or tools on Youth2030 priority areas in the year?	7	<input checked="" type="checkbox"/>	n/a	<input type="checkbox"/>	n/a	<input type="checkbox"/>			
B. Support efforts of Governments to work FOR and WITH youth										
Strengthen national policies	Did the entity strengthen national policies on youth/mainstream youth issues in the year?	9	<input checked="" type="checkbox"/>	n/a	<input type="checkbox"/>	n/a	<input type="checkbox"/>			
Leave No Youth Behind	Did the entity strengthen capacities of Governments to design and deliver Leave No Youth Behind strategies in the year?	10	<input checked="" type="checkbox"/>	n/a	<input type="checkbox"/>	n/a	<input type="checkbox"/>			
C. Establish programmes, projects and partnerships FOR and WITH youth										
Joint programmes and multistakeholder initiatives	Did the entity support joint programmes and/or multistakeholder initiatives ^a on youth in the year?	11	<input checked="" type="checkbox"/>	Yes	<input type="checkbox"/>	Yes	<input type="checkbox"/>			
Partnerships and investments for innovation	Did the entity establish partnerships for innovations on youth in the year?	12.1	<input checked="" type="checkbox"/>	Yes	<input type="checkbox"/>	n/a	<input type="checkbox"/>			
	Did the entity directly fund youth-led organizations ^a to undertake projects in the year?	12.2	<input checked="" type="checkbox"/>	n/a	<input type="checkbox"/>	n/a	<input type="checkbox"/>			
D. Build capacity of stakeholders and support exchange of knowledge on youth										
Build capacity of external stakeholders	Does the entity maintain knowledge portal(s) with information relevant to youth?	8.1	<input checked="" type="checkbox"/>	n/a	<input type="checkbox"/>	n/a	<input type="checkbox"/>			
	Did the entity invest in capacity-building of external stakeholders on youth in the year?	8.2	<input checked="" type="checkbox"/>	n/a	<input type="checkbox"/>	n/a	<input type="checkbox"/>			
	Does the entity support/host/partner with any open-source e-learning platforms for online learning?	8.3	<input checked="" type="checkbox"/>	n/a	<input type="checkbox"/>	n/a	<input type="checkbox"/>			
	Did the entity facilitate knowledge exchange on youth issues in the year?	8.4	<input checked="" type="checkbox"/>	n/a	<input type="checkbox"/>	n/a	<input type="checkbox"/>			
E. Advocate and communicate FOR and WITH youth										
Communication and advocacy	Did the entity support advocacy events on youth in intergovernmental forums/summits/conferences?	13.1	<input checked="" type="checkbox"/>	Yes	<input checked="" type="checkbox"/>	Yes	<input checked="" type="checkbox"/>			
	Did the entity support commemoration of international day events relevant to youth in the year?	13.2	<input checked="" type="checkbox"/>	No	<input type="checkbox"/>	No	<input type="checkbox"/>			
	Did the entity support/activate campaigns on Youth2030 priority areas in the year?	13.3	<input checked="" type="checkbox"/>	No	<input type="checkbox"/>	No	<input type="checkbox"/>			
Meaningful youth engagement in support to Governments	Were youth meaningfully engaged in entity support to Governments/intergovernmental processes ?	18.4	<input checked="" type="checkbox"/>	Yes	<input type="checkbox"/>	Yes	<input type="checkbox"/>			
Meaningful youth engagement in programmes, projects and campaigns	Were youth meaningfully engaged in UN-led programmes, projects and campaigns?	18.5	<input checked="" type="checkbox"/>	Yes	<input type="checkbox"/>	Yes	<input type="checkbox"/>			
2. How does the entity's strategic planning process support work FOR and WITH youth?										
A. Strategic planning										
Results for youth in strategic plans	Does the entity have guiding instruments (strategic plan/equivalent) for its work on youth?	1.1	<input checked="" type="checkbox"/>	Yes	<input type="checkbox"/>	Yes	<input type="checkbox"/>			
	Does the situational analysis in the entity's strategic plan include insights on youth issues ?	1.2	<input checked="" type="checkbox"/>	No	<input type="checkbox"/>	No	<input type="checkbox"/>			
	Does the strategic plan of the entity include results FOR youth ?	1.3	<input checked="" type="checkbox"/>	No	<input type="checkbox"/>	No	<input type="checkbox"/>			
Alignment of youth work in UN entities to Youth2030	Are the entity's programmes on youth aligned to Youth2030 priority areas ?	2.1	<input checked="" type="checkbox"/>	n/a	<input type="checkbox"/>	n/a	<input type="checkbox"/>			
	Does the human resources plan include work on strengthening internships and increasing the youth workforce ?	2.2	<input checked="" type="checkbox"/>	No	<input type="checkbox"/>	Yes	<input type="checkbox"/>			
	Does the entity's communication and advocacy strategy or plan include youth?	2.3	<input checked="" type="checkbox"/>	n/a	<input type="checkbox"/>	n/a	<input type="checkbox"/>			
B. Funding and transparency										
Funding for youth	Does the entity have a marker/tagging system to track resources on youth?	3.1	<input checked="" type="checkbox"/>	No	<input type="checkbox"/>	No	<input type="checkbox"/>			
	Did the entity spend/utilize the funding allocated for youth-related activities in the year?	3.2.1	<input checked="" type="checkbox"/>	No	<input type="checkbox"/>	No	<input type="checkbox"/>			
	Is information available on the proportion of the entity's total expenditure spent on youth-related activities in the year?	3.2.2	<input checked="" type="checkbox"/>	No	<input type="checkbox"/>	No	<input type="checkbox"/>			
Transparency	Did the annual report of the entity include results achieved/funds utilized on youth in the year?	4	<input checked="" type="checkbox"/>	No	<input type="checkbox"/>	No	<input type="checkbox"/>			
Meaningful youth engagement in entity processes	Were youth meaningfully engaged in entity processes , including in strategic planning processes?	18.3	<input checked="" type="checkbox"/>	Yes	<input type="checkbox"/>	Yes	<input type="checkbox"/>			
3. How is the entity organized to deliver coherently FOR and WITH youth?										
A. Coordination arrangements										
Inter-agency coordination	Was the entity engaged in inter-agency coordination on youth at global/regional levels in the year?	14	<input checked="" type="checkbox"/> ^d	n/a	<input checked="" type="checkbox"/>	Yes	<input checked="" type="checkbox"/>			
B. Internal capacities to deliver on Youth2030										
Internal capacities	Did the entity have personnel in place to deliver on the youth agenda in the year?	15.1	<input checked="" type="checkbox"/>	No	<input type="checkbox"/>	No	<input type="checkbox"/>			
	Does the entity have an internal coordination mechanism for its personnel working on youth?	15.2	<input checked="" type="checkbox"/> ^b	n/a	<input type="checkbox"/>	n/a	<input type="checkbox"/>			
	Did the entity invest in strengthening its organizational capacity on youth in the year?	15.3	<input checked="" type="checkbox"/>	No	<input type="checkbox"/>	No	<input type="checkbox"/>			
C. Youth workforce and internships										
Youth workforce	Does the entity undertake data-driven action to increase youth in its workforce and track progress?	16	<input checked="" type="checkbox"/>	No	<input type="checkbox"/>	No	<input type="checkbox"/>			
Fair and quality internships	Does the entity undertake data-driven action to improve internships and track progress?	17	<input checked="" type="checkbox"/>	No	<input type="checkbox"/>	No	<input type="checkbox"/>			
Policies, processes and platforms for meaningful youth engagement	Does the entity have in place policies, processes and platforms for meaningful youth engagement ?	18.1	<input checked="" type="checkbox"/>	Yes	<input type="checkbox"/>	No	<input type="checkbox"/>			
	Did the entity engage youth (groups) at the global/regional level in the year?	18.2	<input checked="" type="checkbox"/>	Yes	<input checked="" type="checkbox"/>	Yes	<input checked="" type="checkbox"/>			

^a Includes a range of programmes, projects and initiatives.

^d Reporting on KPI 14 has been simplified: global and regional inter-agency coordination are integrated into one score. For 2021 scores on KPI 14, please refer to [Youth2030 Snapshot Series 2022](#).

^b Required for entities with 2 or more offices in different locations (special case).

What is the Youth2030 UN Entity Snapshot Series?

In 2022, UN entities self-reported on their progress on Youth2030 against 18 key performance indicators (KPIs) as set out in the [Youth2030 Scorecard for UN Entities](#) ↗

<p>How to read the Youth2030 UN Entity Snapshot</p>	<p>The snapshot</p> <ul style="list-style-type: none"> includes the entity's mandate, geographical presence and priority areas on Youth2030 summarizes the entity's self-reported progress for 2022 	<p>Insights are available on the entity's work</p> <ul style="list-style-type: none"> <input type="checkbox"/> FOR youth <input checked="" type="checkbox"/> WITH youth 	<p>18 KPIs organized in 42 questions:</p> <ul style="list-style-type: none"> 36 rated questions <ul style="list-style-type: none"> At milestone Moving forward Getting ready 6 non-rated questions, yielding qualitative insights 	<p>The 42 questions are:</p> <ul style="list-style-type: none"> 18 required 24 optional (as relevant to the mandate and geographical presence of the entity)
--	---	---	---	--

18 KPIs including 42 questions distributed across 10 areas of action

Themes	Areas of action	Scores FOR youth	Scores WITH youth
How is the entity advancing global commitments FOR youth and delivering them WITH youth?	Data, evidence, standards	☑ ☑ ☑ ☑ ☑ ☑ ☑ ☑ ☑	
	Support to Governments	☑ ☑	
	Programmes, projects, partnerships	☑ ☑ ☑	☑ ☑
	Knowledge and capacity	☑ ☑ ☑ ☑	
	Advocacy	☑ ☑ ☑	
How does the entity's strategic planning process support work FOR and WITH youth?	Strategic planning	☑ ☑ ☑ ☑ ☑ ☑	
	Funding and transparency	☑ ☑ ☑ ☑	☑
How is the entity organized to deliver coherently FOR and WITH youth?	Coordination*	☑	
	Internal capacities	☑ ☑ ☑	☑ ☑
	Youth workforce and internships	☑ ☑	

Part 1. Overview

Mandate

ECLAC contributes to the economic and social development of Latin America and the Caribbean and reinforces ties with and among countries throughout the world.

The entity works in the following fields

Support sustainable development and climate change	Protect and promote human rights	Maintain peace and security	Deliver humanitarian aid	Uphold international law
--	----------------------------------	-----------------------------	--------------------------	--------------------------

Geographical presence

Global	Regional	Country
--------	----------	---------

Action/functions on youth

Data and evidence	Assistance/advisory services	Financing	Advocacy	Operational and management support
Setting standards	Programmes and projects	Coordination	Communications, outreach, visibility	Oversight
Capacity-building	Partnerships	Other (specify)		

Youth2030 priority areas in line with the entity's mandate

<p>Priority area 1 Youth engagement, participation and advocacy</p> <ul style="list-style-type: none"> Partner with youth-led and youth-serving organizations^b Strengthen youth engagement mechanisms in UN entities Strengthen meaningful youth engagement in intergovernmental/multilateral forums Leverage technology and digital solutions for large-scale outreach to young people Amplify voices of young people and showcase their contributions 				
<p>Priority area 2 Informed and healthy foundations</p>	<p>Priority area 3 Economic empowerment through decent work</p>	<p>Priority area 4 Youth and human rights</p>	<p>Priority area 5 Peacebuilding and resilience-building</p>	

^a Reporting on KPI 14 has been simplified from four scores in 2021 to one score in 2022.

^b Includes a wide range of formal and informal communities of young people in the form of youth-led and youth-serving federations, unions, organizations, associations, councils, networks, clubs, movements, mechanisms and structures.

Part 2. Entity's performance

How to read: Required KPIs Optional KPIs FOR youth WITH youth

Scores: At milestone Moving forward Getting ready Not applicable

Qualitative reporting in [Youth2030 Progress Report 2023](#)

Short description of KPI	Questions	Year	KPI No.	2021		2022		2023		2024	
				Response	Rating	Response	Rating	Response	Rating	Response	Rating
1. How is the entity advancing global commitments FOR youth and delivering them WITH youth?											
A. Make data and evidence on youth available; set standards for work on youth											
Data on youth	Does the entity maintain databases on youth?	5.1	<input checked="" type="checkbox"/>	Yes	<input type="checkbox"/>	Yes	<input type="checkbox"/>				
	Does the entity spearhead development of new indicators on youth?	5.2	<input checked="" type="checkbox"/>	Yes	<input type="checkbox"/>	Yes	<input type="checkbox"/>				
	Did the entity make new data/data products on youth available in the year?	5.3	<input checked="" type="checkbox"/>	Yes	<input checked="" type="checkbox"/>	Yes	<input checked="" type="checkbox"/>				
	Does the entity harness big-data sources for insights on youth issues?	5.4	<input checked="" type="checkbox"/>	No	<input type="checkbox"/>	No	<input type="checkbox"/>				
Evidence on youth	Did the entity make new evidence on Youth2030 priority areas available in the year?	6.1	<input checked="" type="checkbox"/>	Yes	<input checked="" type="checkbox"/>	Yes	<input checked="" type="checkbox"/>				
	Did the entity publish best practices/lessons learned documentation on youth in the year?	6.2	<input checked="" type="checkbox"/>	Yes	<input type="checkbox"/>	Yes	<input type="checkbox"/>				
	Did the entity publish flagship/periodic reports on youth in the year?	6.3	<input checked="" type="checkbox"/>	Yes	<input type="checkbox"/>	Yes	<input type="checkbox"/>				
	Did the entity complete evaluations on youth in the year?	6.4	<input checked="" type="checkbox"/>	No	<input type="checkbox"/>	No	<input type="checkbox"/>				
Set standards	Did the entity publish new guidance and/or tools on Youth2030 priority areas in the year?	7	<input checked="" type="checkbox"/>	No	<input type="checkbox"/>	No	<input type="checkbox"/>				
B. Support efforts of Governments to work FOR and WITH youth											
Strengthen national policies	Did the entity strengthen national policies on youth/mainstream youth issues in the year?	9	<input checked="" type="checkbox"/>	No	<input type="checkbox"/>	Yes	<input type="checkbox"/>				
Leave No Youth Behind	Did the entity strengthen capacities of Governments to design and deliver Leave No Youth Behind strategies in the year?	10	<input checked="" type="checkbox"/>	n/a	<input type="checkbox"/>	n/a	<input type="checkbox"/>				
C. Establish programmes, projects and partnerships FOR and WITH youth											
Joint programmes and multistakeholder initiatives	Did the entity support joint programmes and/or multistakeholder initiatives ^a on youth in the year?	11	<input checked="" type="checkbox"/>	No	<input type="checkbox"/>	Yes	<input type="checkbox"/>				
Partnerships and investments for innovation	Did the entity establish partnerships for innovations on youth in the year?	12.1	<input checked="" type="checkbox"/>	n/a	<input type="checkbox"/>	n/a	<input type="checkbox"/>				
	Did the entity directly fund youth-led organizations ^a to undertake projects in the year?	12.2	<input checked="" type="checkbox"/>	n/a	<input type="checkbox"/>	n/a	<input type="checkbox"/>				
D. Build capacity of stakeholders and support exchange of knowledge on youth											
Build capacity of external stakeholders	Does the entity maintain knowledge portal(s) with information relevant to youth?	8.1	<input checked="" type="checkbox"/>	Yes	<input type="checkbox"/>	Yes	<input type="checkbox"/>				
	Did the entity invest in capacity-building of external stakeholders on youth in the year?	8.2	<input checked="" type="checkbox"/>	Yes	<input checked="" type="checkbox"/>	Yes	<input checked="" type="checkbox"/>				
	Does the entity support/host/partner with any open-source e-learning platforms for online learning?	8.3	<input checked="" type="checkbox"/>	Yes	<input checked="" type="checkbox"/>	Yes	<input checked="" type="checkbox"/>				
	Did the entity facilitate knowledge exchange on youth issues in the year?	8.4	<input checked="" type="checkbox"/>	Yes	<input checked="" type="checkbox"/>	Yes	<input checked="" type="checkbox"/>				
E. Advocate and communicate FOR and WITH youth											
Communication and advocacy	Did the entity support advocacy events on youth in intergovernmental forums/summits/conferences?	13.1	<input checked="" type="checkbox"/>	Yes	<input checked="" type="checkbox"/>	Yes	<input checked="" type="checkbox"/>				
	Did the entity support commemoration of international day events relevant to youth in the year?	13.2	<input checked="" type="checkbox"/>	Yes	<input checked="" type="checkbox"/>	Yes	<input checked="" type="checkbox"/>				
	Did the entity support/activate campaigns on Youth2030 priority areas in the year?	13.3	<input checked="" type="checkbox"/>	No	<input type="checkbox"/>	No	<input type="checkbox"/>				
Meaningful youth engagement in support to Governments	Were youth meaningfully engaged in entity support to Governments/intergovernmental processes ?	18.4	<input checked="" type="checkbox"/>	n/a	<input type="checkbox"/>	n/a	<input type="checkbox"/>				
Meaningful youth engagement in programmes, projects and campaigns	Were youth meaningfully engaged in UN-led programmes, projects and campaigns?	18.5	<input checked="" type="checkbox"/>	Yes	<input type="checkbox"/>	Yes	<input type="checkbox"/>				
2. How does the entity's strategic planning process support work FOR and WITH youth?											
A. Strategic planning											
Results for youth in strategic plans	Does the entity have guiding instruments (strategic plan/equivalent) for its work on youth?	1.1	<input checked="" type="checkbox"/>	Yes	<input type="checkbox"/>	Yes	<input type="checkbox"/>				
	Does the situational analysis in the entity's strategic plan include insights on youth issues ?	1.2	<input checked="" type="checkbox"/>	Yes	<input checked="" type="checkbox"/>	Yes	<input checked="" type="checkbox"/>				
	Does the strategic plan of the entity include results FOR youth ?	1.3	<input checked="" type="checkbox"/>	No	<input type="checkbox"/>	No	<input type="checkbox"/>				
Alignment of youth work in UN entities to Youth2030	Are the entity's programmes on youth aligned to Youth2030 priority areas ?	2.1	<input checked="" type="checkbox"/>	Yes	<input checked="" type="checkbox"/>	Yes	<input checked="" type="checkbox"/>				
	Does the human resources plan include work on strengthening internships and increasing the youth workforce ?	2.2	<input checked="" type="checkbox"/>	Yes	<input checked="" type="checkbox"/>	Yes	<input checked="" type="checkbox"/>				
	Does the entity's communication and advocacy strategy or plan include youth?	2.3	<input checked="" type="checkbox"/>	No	<input type="checkbox"/>	Yes	<input checked="" type="checkbox"/>				
B. Funding and transparency											
Funding for youth	Does the entity have a marker/tagging system to track resources on youth?	3.1	<input checked="" type="checkbox"/>	No	<input type="checkbox"/>	No	<input type="checkbox"/>				
	Did the entity spend/utilize the funding allocated for youth-related activities in the year?	3.2.1	<input checked="" type="checkbox"/>	No	<input type="checkbox"/>	No	<input type="checkbox"/>				
	Is information available on the proportion of the entity's total expenditure spent on youth-related activities in the year?	3.2.2	<input checked="" type="checkbox"/>	No	<input type="checkbox"/>	No	<input type="checkbox"/>				
Transparency	Did the annual report of the entity include results achieved/funds utilized on youth in the year?	4	<input checked="" type="checkbox"/>	No	<input type="checkbox"/>	No	<input type="checkbox"/>				
Meaningful youth engagement in entity processes	Were youth meaningfully engaged in entity processes , including in strategic planning processes?	18.3	<input checked="" type="checkbox"/>	Yes	<input type="checkbox"/>	Yes	<input type="checkbox"/>				
3. How is the entity organized to deliver coherently FOR and WITH youth?											
A. Coordination arrangements											
Inter-agency coordination	Was the entity engaged in inter-agency coordination on youth at global/regional levels in the year?	14	<input checked="" type="checkbox"/> ^d	n/a	<input type="checkbox"/>	Yes	<input checked="" type="checkbox"/>				
B. Internal capacities to deliver on Youth2030											
Internal capacities	Did the entity have personnel in place to deliver on the youth agenda in the year?	15.1	<input checked="" type="checkbox"/>	Yes	<input type="checkbox"/>	Yes	<input type="checkbox"/>				
	Does the entity have an internal coordination mechanism for its personnel working on youth?	15.2	<input checked="" type="checkbox"/> ^b	No	<input type="checkbox"/>	Yes	<input checked="" type="checkbox"/>				
	Did the entity invest in strengthening its organizational capacity on youth in the year?	15.3	<input checked="" type="checkbox"/>	No	<input type="checkbox"/>	No	<input type="checkbox"/>				
C. Youth workforce and internships											
Youth workforce	Does the entity undertake data-driven action to increase youth in its workforce and track progress?	16	<input checked="" type="checkbox"/>	Yes	<input type="checkbox"/>	Yes	<input type="checkbox"/>				
Fair and quality internships	Does the entity undertake data-driven action to improve internships and track progress?	17	<input checked="" type="checkbox"/>	Yes	<input type="checkbox"/>	Yes	<input type="checkbox"/>				
Policies, processes and platforms for meaningful youth engagement	Does the entity have in place policies, processes and platforms for meaningful youth engagement?	18.1	<input checked="" type="checkbox"/>	Yes	<input type="checkbox"/>	Yes	<input type="checkbox"/>				
	Did the entity engage youth (groups) at the global/regional level in the year?	18.2	<input checked="" type="checkbox"/>	Yes	<input checked="" type="checkbox"/>	Yes	<input checked="" type="checkbox"/>				

^a Includes a range of programmes, projects and initiatives.

^d Reporting on KPI 14 has been simplified: global and regional inter-agency coordination are integrated into one score. For 2021 scores on KPI 14, please refer to [Youth2030 Snapshot Series 2022](#).

^b Required for entities with 2 or more offices in different locations (special case).

What is the Youth2030 UN Entity Snapshot Series?

In 2022, UN entities self-reported on their progress on Youth2030 against 18 key performance indicators (KPIs) as set out in the [Youth2030 Scorecard for UN Entities](#)

<p>How to read the Youth2030 UN Entity Snapshot</p>	<p>The snapshot</p> <ul style="list-style-type: none"> includes the entity's mandate, geographical presence and priority areas on Youth2030 summarizes the entity's self-reported progress for 2022 	<p>Insights are available on the entity's work</p> <p><input type="checkbox"/> FOR youth</p> <p><input checked="" type="checkbox"/> WITH youth</p>	<p>18 KPIs organized in 42 questions:</p> <ul style="list-style-type: none"> 36 rated questions <ul style="list-style-type: none"> At milestone Moving forward Getting ready 6 non-rated questions, yielding qualitative insights 	<p>The 42 questions are:</p> <ul style="list-style-type: none"> 18 required 24 optional (as relevant to the mandate and geographical presence of the entity)
--	---	--	---	--

18 KPIs including 42 questions distributed across 10 areas of action

Themes	Areas of action	Scores FOR youth	Scores WITH youth
<p>How is the entity advancing global commitments FOR youth and delivering them WITH youth?</p>	Data, evidence, standards	<input checked="" type="checkbox"/> <input checked="" type="checkbox"/> <input checked="" type="checkbox"/> <input checked="" type="checkbox"/> <input checked="" type="checkbox"/> <input checked="" type="checkbox"/> <input checked="" type="checkbox"/> <input checked="" type="checkbox"/> <input checked="" type="checkbox"/>	
	Support to Governments	<input checked="" type="checkbox"/> <input checked="" type="checkbox"/>	
	Programmes, projects, partnerships	<input checked="" type="checkbox"/> <input checked="" type="checkbox"/> <input checked="" type="checkbox"/>	<input checked="" type="checkbox"/> <input checked="" type="checkbox"/>
	Knowledge and capacity	<input checked="" type="checkbox"/> <input checked="" type="checkbox"/> <input checked="" type="checkbox"/> <input checked="" type="checkbox"/>	
	Advocacy	<input checked="" type="checkbox"/> <input checked="" type="checkbox"/> <input checked="" type="checkbox"/>	
<p>How does the entity's strategic planning process support work FOR and WITH youth?</p>	Strategic planning	<input checked="" type="checkbox"/> <input checked="" type="checkbox"/> <input checked="" type="checkbox"/> <input checked="" type="checkbox"/> <input checked="" type="checkbox"/> <input checked="" type="checkbox"/>	<input checked="" type="checkbox"/>
	Funding and transparency	<input checked="" type="checkbox"/> <input checked="" type="checkbox"/> <input checked="" type="checkbox"/> <input checked="" type="checkbox"/>	
<p>How is the entity organized to deliver coherently FOR and WITH youth?</p>	Coordination*	<input checked="" type="checkbox"/>	
	Internal capacities	<input checked="" type="checkbox"/> <input checked="" type="checkbox"/> <input checked="" type="checkbox"/>	<input checked="" type="checkbox"/> <input checked="" type="checkbox"/>
	Youth workforce and internships	<input checked="" type="checkbox"/> <input checked="" type="checkbox"/>	

Part 1. Overview

Mandate

ESCAP serves as the United Nations regional hub in the Asia-Pacific region and promotes cooperation among countries to achieve inclusive and sustainable development.

The entity works in the following fields

Support sustainable development and climate change	Protect and promote human rights	Maintain peace and security	Deliver humanitarian aid	Uphold international law
--	----------------------------------	-----------------------------	--------------------------	--------------------------

Geographical presence

Global	Regional	Country
--------	----------	---------

Action/functions on youth

Data and evidence	Assistance/advisory services	Financing	Advocacy	Operational and management support
Setting standards	Programmes and projects	Coordination	Communications, outreach, visibility	Oversight
Capacity-building	Partnerships	Other (specify)		

Youth2030 priority areas in line with the entity's mandate

<p>Priority area 1 Youth engagement, participation and advocacy</p> <p>Partner with youth-led and youth-serving organizations^b</p> <p>Strengthen youth engagement mechanisms in UN entities</p> <p>Strengthen meaningful youth engagement in intergovernmental/multilateral forums</p> <p>Leverage technology and digital solutions for large-scale outreach to young people</p> <p>Amplify voices of young people and showcase their contributions</p>				
<p>Priority area 2 Informed and healthy foundations</p>	<p>Priority area 3 Economic empowerment through decent work</p>	<p>Priority area 4 Youth and human rights</p>	<p>Priority area 5 Peacebuilding and resilience-building</p>	

^a Reporting on KPI 14 has been simplified from four scores in 2021 to one score in 2022.

^b Includes a wide range of formal and informal communities of young people in the form of youth-led and youth-serving federations, unions, organizations, associations, councils, networks, clubs, movements, mechanisms and structures.

Part 2. Entity's performance

How to read: Required KPIs Optional KPIs FOR youth WITH youth

Scores: ● At milestone ● Moving forward ● Getting ready ● Not applicable

Qualitative reporting in [Youth2030 Progress Report 2023](#)

Short description of KPI	Questions	Year	KPI No.	2021		2022		2023		2024	
				Response	Rating	Response	Rating	Response	Rating	Response	Rating
1. How is the entity advancing global commitments FOR youth and delivering them WITH youth?											
A. Make data and evidence on youth available; set standards for work on youth											
Data on youth	Does the entity maintain databases on youth?	5.1	<input checked="" type="checkbox"/>	Yes	<input type="checkbox"/>	Yes	<input type="checkbox"/>				
	Does the entity spearhead development of new indicators on youth?	5.2	<input checked="" type="checkbox"/>	No	<input type="checkbox"/>	No	<input type="checkbox"/>				
	Did the entity make new data/data products on youth available in the year?	5.3	<input checked="" type="checkbox"/>	Yes	<input checked="" type="checkbox"/>	Yes	<input checked="" type="checkbox"/>				
	Does the entity harness big-data sources for insights on youth issues?	5.4	<input checked="" type="checkbox"/>	No	<input type="checkbox"/>	No	<input type="checkbox"/>				
Evidence on youth	Did the entity make new evidence on Youth2030 priority areas available in the year?	6.1	<input checked="" type="checkbox"/>	Yes	<input checked="" type="checkbox"/>	Yes	<input checked="" type="checkbox"/>				
	Did the entity publish best practices/lessons learned documentation on youth in the year?	6.2	<input checked="" type="checkbox"/>	Yes	<input type="checkbox"/>	Yes	<input type="checkbox"/>				
	Did the entity publish flagship/periodic reports on youth in the year?	6.3	<input checked="" type="checkbox"/>	No	<input type="checkbox"/>	Yes	<input type="checkbox"/>				
	Did the entity complete evaluations on youth in the year?	6.4	<input checked="" type="checkbox"/>	No	<input type="checkbox"/>	No	<input type="checkbox"/>				
Set standards	Did the entity publish new guidance and/or tools on Youth2030 priority areas in the year?	7	<input checked="" type="checkbox"/>	Yes	<input checked="" type="checkbox"/>	Yes	<input checked="" type="checkbox"/>				
B. Support efforts of Governments to work FOR and WITH youth											
Strengthen national policies	Did the entity strengthen national policies on youth/mainstream youth issues in the year?	9	<input checked="" type="checkbox"/>	Yes	<input type="checkbox"/>	Yes	<input type="checkbox"/>				
Leave No Youth Behind	Did the entity strengthen capacities of Governments to design and deliver Leave No Youth Behind strategies in the year?	10	<input checked="" type="checkbox"/>	Yes	<input checked="" type="checkbox"/>	Yes	<input type="checkbox"/>				
C. Establish programmes, projects and partnerships FOR and WITH youth											
Joint programmes and multistakeholder initiatives	Did the entity support joint programmes and/or multistakeholder initiatives ^a on youth in the year?	11	<input checked="" type="checkbox"/>	Yes	<input checked="" type="checkbox"/>	Yes	<input type="checkbox"/>				
Partnerships and investments for innovation	Did the entity establish partnerships for innovations on youth in the year?	12.1	<input checked="" type="checkbox"/>	No	<input type="checkbox"/>	n/a	<input type="checkbox"/>				
	Did the entity directly fund youth-led organizations ^a to undertake projects in the year?	12.2	<input checked="" type="checkbox"/>	No	<input type="checkbox"/>	n/a	<input type="checkbox"/>				
D. Build capacity of stakeholders and support exchange of knowledge on youth											
Build capacity of external stakeholders	Does the entity maintain knowledge portal(s) with information relevant to youth?	8.1	<input checked="" type="checkbox"/>	Yes	<input type="checkbox"/>	Yes	<input type="checkbox"/>				
	Did the entity invest in capacity-building of external stakeholders on youth in the year?	8.2	<input checked="" type="checkbox"/>	Yes	<input checked="" type="checkbox"/>	Yes	<input checked="" type="checkbox"/>				
	Does the entity support/host/partner with any open-source e-learning platforms for online learning?	8.3	<input checked="" type="checkbox"/>	Yes	<input checked="" type="checkbox"/>	Yes	<input checked="" type="checkbox"/>				
	Did the entity facilitate knowledge exchange on youth issues in the year?	8.4	<input checked="" type="checkbox"/>	Yes	<input checked="" type="checkbox"/>	Yes	<input checked="" type="checkbox"/>				
E. Advocate and communicate FOR and WITH youth											
Communication and advocacy	Did the entity support advocacy events on youth in intergovernmental forums/summits/conferences?	13.1	<input checked="" type="checkbox"/>	Yes	<input checked="" type="checkbox"/>	Yes	<input checked="" type="checkbox"/>				
	Did the entity support commemoration of international day events relevant to youth in the year?	13.2	<input checked="" type="checkbox"/>	No	<input type="checkbox"/>	Yes	<input checked="" type="checkbox"/>				
	Did the entity support/activate campaigns on Youth2030 priority areas in the year?	13.3	<input checked="" type="checkbox"/>	No	<input type="checkbox"/>	Yes	<input checked="" type="checkbox"/>				
Meaningful youth engagement in support to Governments	Were youth meaningfully engaged in entity support to Governments/intergovernmental processes ?	18.4	<input checked="" type="checkbox"/>	Yes	<input checked="" type="checkbox"/>	Yes	<input checked="" type="checkbox"/>				
Meaningful youth engagement in programmes, projects and campaigns	Were youth meaningfully engaged in UN-led programmes, projects and campaigns?	18.5	<input checked="" type="checkbox"/>	Yes	<input checked="" type="checkbox"/>	Yes	<input checked="" type="checkbox"/>				
2. How does the entity's strategic planning process support work FOR and WITH youth?											
A. Strategic planning											
Results for youth in strategic plans	Does the entity have guiding instruments (strategic plan/equivalent) for its work on youth?	1.1	<input checked="" type="checkbox"/>	Yes	<input type="checkbox"/>	Yes	<input type="checkbox"/>				
	Does the situational analysis in the entity's strategic plan include insights on youth issues ?	1.2	<input checked="" type="checkbox"/>	No	<input type="checkbox"/>	No	<input type="checkbox"/>				
	Does the strategic plan of the entity include results FOR youth ?	1.3	<input checked="" type="checkbox"/>	No	<input type="checkbox"/>	Yes	<input type="checkbox"/>				
Alignment of youth work in UN entities to Youth2030	Are the entity's programmes on youth aligned to Youth2030 priority areas ?	2.1	<input checked="" type="checkbox"/>	No	<input type="checkbox"/>	Yes	<input type="checkbox"/>				
	Does the human resources plan include work on strengthening internships and increasing the youth workforce ?	2.2	<input checked="" type="checkbox"/>	Yes	<input checked="" type="checkbox"/>	Yes	<input checked="" type="checkbox"/>				
	Does the entity's communication and advocacy strategy or plan include youth?	2.3	<input checked="" type="checkbox"/>	No	<input type="checkbox"/>	No	<input type="checkbox"/>				
B. Funding and transparency											
Funding for youth	Does the entity have a marker/tagging system to track resources on youth?	3.1	<input checked="" type="checkbox"/>	No	<input type="checkbox"/>	No	<input type="checkbox"/>				
	Did the entity spend/utilize the funding allocated for youth-related activities in the year?	3.2.1	<input checked="" type="checkbox"/>	No	<input type="checkbox"/>	No	<input type="checkbox"/>				
	Is information available on the proportion of the entity's total expenditure spent on youth-related activities in the year?	3.2.2	<input checked="" type="checkbox"/>	No	<input type="checkbox"/>	No	<input type="checkbox"/>				
Transparency	Did the annual report of the entity include results achieved/funds utilized on youth in the year?	4	<input checked="" type="checkbox"/>	No	<input type="checkbox"/>	No	<input type="checkbox"/>				
Meaningful youth engagement in entity processes	Were youth meaningfully engaged in entity processes , including in strategic planning processes?	18.3	<input checked="" type="checkbox"/>	No	<input type="checkbox"/>	No	<input type="checkbox"/>				
3. How is the entity organized to deliver coherently FOR and WITH youth?											
A. Coordination arrangements											
Inter-agency coordination	Was the entity engaged in inter-agency coordination on youth at global/regional levels in the year?	14	<input checked="" type="checkbox"/> ^d	n/a	<input type="checkbox"/>	Yes	<input checked="" type="checkbox"/>				
B. Internal capacities to deliver on Youth2030											
Internal capacities	Did the entity have personnel in place to deliver on the youth agenda in the year?	15.1	<input checked="" type="checkbox"/>	Yes	<input checked="" type="checkbox"/>	Yes	<input checked="" type="checkbox"/>				
	Does the entity have an internal coordination mechanism for its personnel working on youth?	15.2	<input checked="" type="checkbox"/> ^b	No	<input type="checkbox"/>	No	<input type="checkbox"/>				
	Did the entity invest in strengthening its organizational capacity on youth in the year?	15.3	<input checked="" type="checkbox"/>	No	<input type="checkbox"/>	Yes	<input type="checkbox"/>				
C. Youth workforce and internships											
Youth workforce	Does the entity undertake data-driven action to increase youth in its workforce and track progress?	16	<input checked="" type="checkbox"/>	Yes	<input type="checkbox"/>	Yes	<input type="checkbox"/>				
Fair and quality internships	Does the entity undertake data-driven action to improve internships and track progress?	17	<input checked="" type="checkbox"/>	Yes	<input checked="" type="checkbox"/>	Yes	<input checked="" type="checkbox"/>				
Policies, processes and platforms for meaningful youth engagement	Does the entity have in place policies, processes and platforms for meaningful youth engagement ?	18.1	<input checked="" type="checkbox"/>	Yes	<input type="checkbox"/>	Yes	<input type="checkbox"/>				
	Did the entity engage youth (groups) at the global/regional level in the year?	18.2	<input checked="" type="checkbox"/>	Yes	<input checked="" type="checkbox"/>	Yes	<input checked="" type="checkbox"/>				

^a Includes a range of programmes, projects and initiatives.

^d Reporting on KPI 14 has been simplified: global and regional inter-agency coordination are integrated into one score. For 2021 scores on KPI 14, please refer to [Youth2030 Snapshot Series 2022](#).

^b Required for entities with 2 or more offices in different locations (special case).

^c ESCAP's rating for KPIs 10 and 11 was at the same levels for 2021 and 2022. The 2021 reporting for these KPIs is green due to an error.

What is the Youth2030 UN Entity Snapshot Series?

In 2022, UN entities self-reported on their progress on Youth2030 against 18 key performance indicators (KPIs) as set out in the [Youth2030 Scorecard for UN Entities](#)

<p>How to read the Youth2030 UN Entity Snapshot</p>	<p>The snapshot</p> <ul style="list-style-type: none"> includes the entity's mandate, geographical presence and priority areas on Youth2030 summarizes the entity's self-reported progress for 2022 	<p>Insights are available on the entity's work</p> <p><input type="checkbox"/> FOR youth</p> <p><input checked="" type="checkbox"/> WITH youth</p>	<p>18 KPIs organized in 42 questions:</p> <ul style="list-style-type: none"> 36 rated questions <ul style="list-style-type: none"> At milestone Moving forward Getting ready 6 non-rated questions, yielding qualitative insights 	<p>The 42 questions are:</p> <ul style="list-style-type: none"> 18 required 24 optional (as relevant to the mandate and geographical presence of the entity)
--	---	--	---	---

18 KPIs including 42 questions distributed across 10 areas of action

Themes	Areas of action	Scores FOR youth	Scores WITH youth
<p>How is the entity advancing global commitments FOR youth and delivering them WITH youth?</p>	Data, evidence, standards	<input checked="" type="checkbox"/> <input checked="" type="checkbox"/> <input checked="" type="checkbox"/> <input checked="" type="checkbox"/> <input checked="" type="checkbox"/> <input checked="" type="checkbox"/> <input checked="" type="checkbox"/> <input checked="" type="checkbox"/> <input checked="" type="checkbox"/>	
	Support to Governments	<input checked="" type="checkbox"/> <input checked="" type="checkbox"/>	
	Programmes, projects, partnerships	<input checked="" type="checkbox"/> <input checked="" type="checkbox"/> <input checked="" type="checkbox"/>	<input checked="" type="checkbox"/> <input checked="" type="checkbox"/>
	Knowledge and capacity	<input checked="" type="checkbox"/> <input checked="" type="checkbox"/> <input checked="" type="checkbox"/> <input checked="" type="checkbox"/>	
	Advocacy	<input checked="" type="checkbox"/> <input checked="" type="checkbox"/> <input checked="" type="checkbox"/>	
<p>How does the entity's strategic planning process support work FOR and WITH youth?</p>	Strategic planning	<input checked="" type="checkbox"/> <input checked="" type="checkbox"/> <input checked="" type="checkbox"/> <input checked="" type="checkbox"/> <input checked="" type="checkbox"/> <input checked="" type="checkbox"/>	<input checked="" type="checkbox"/>
	Funding and transparency	<input checked="" type="checkbox"/> <input checked="" type="checkbox"/> <input checked="" type="checkbox"/> <input checked="" type="checkbox"/>	
<p>How is the entity organized to deliver coherently FOR and WITH youth?</p>	Coordination*	<input checked="" type="checkbox"/>	
	Internal capacities	<input checked="" type="checkbox"/> <input checked="" type="checkbox"/> <input checked="" type="checkbox"/>	<input checked="" type="checkbox"/> <input checked="" type="checkbox"/>
	Youth workforce and internships	<input checked="" type="checkbox"/> <input checked="" type="checkbox"/>	

Part 1. Overview

Mandate

ESCWA promotes inclusive sustainable development in the Arab region.

The entity works in the following fields

Support sustainable development and climate change	Protect and promote human rights	Maintain peace and security	Deliver humanitarian aid	Uphold international law
--	----------------------------------	-----------------------------	--------------------------	--------------------------

Geographical presence

Global	Regional	Country
--------	----------	---------

Action/functions on youth

Data and evidence	Assistance/advisory services	Financing	Advocacy	Operational and management support
Setting standards	Programmes and projects	Coordination	Communications, outreach, visibility	Oversight
Capacity-building	Partnerships	Other (specify)		

Youth2030 priority areas in line with the entity's mandate

<p>Priority area 1 Youth engagement, participation and advocacy</p> <p>Partner with youth-led and youth-serving organizations^b</p> <p>Strengthen youth engagement mechanisms in UN entities</p> <p>Strengthen meaningful youth engagement in intergovernmental/multilateral forums</p> <p>Leverage technology and digital solutions for large-scale outreach to young people</p> <p>Amplify voices of young people and showcase their contributions</p>				
<p>Priority area 2 Informed and healthy foundations</p>	<p>Priority area 3 Economic empowerment through decent work</p>	<p>Priority area 4 Youth and human rights</p>	<p>Priority area 5 Peacebuilding and resilience-building</p>	

^a Reporting on KPI 14 has been simplified from four scores in 2021 to one score in 2022.

^b Includes a wide range of formal and informal communities of young people in the form of youth-led and youth-serving federations, unions, organizations, associations, councils, networks, clubs, movements, mechanisms and structures.

Part 2. Entity's performance

How to read: Required KPIs Optional KPIs FOR youth WITH youth

Scores: ● At milestone ● Moving forward ● Getting ready ● Not applicable

Qualitative reporting in [Youth2030 Progress Report 2023](#)

Short description of KPI	Questions	Year	KPI No.	2021		2022		2023		2024	
				Response	Rating	Response	Rating	Response	Rating	Response	Rating
1. How is the entity advancing global commitments FOR youth and delivering them WITH youth?											
A. Make data and evidence on youth available; set standards for work on youth											
Data on youth	Does the entity maintain databases on youth?	5.1	<input checked="" type="checkbox"/>	No	▽	Yes	▽				
	Does the entity spearhead development of new indicators on youth?	5.2	<input checked="" type="checkbox"/>	No	▽	No	▽				
	Did the entity make new data/data products on youth available in the year?	5.3	<input checked="" type="checkbox"/>	No	●	No	●				
	Does the entity harness big-data sources for insights on youth issues?	5.4	<input checked="" type="checkbox"/>	Yes	●	No	●				
Evidence on youth	Did the entity make new evidence on Youth2030 priority areas available in the year?	6.1	<input checked="" type="checkbox"/>	Yes	●	No	●				
	Did the entity publish best practices/lessons learned documentation on youth in the year?	6.2	<input checked="" type="checkbox"/>	Yes	▽	No	▽				
	Did the entity publish flagship/periodic reports on youth in the year?	6.3	<input checked="" type="checkbox"/>	Yes	▽	No	▽				
	Did the entity complete evaluations on youth in the year?	6.4	<input checked="" type="checkbox"/>	No	●	No	●				
Set standards	Did the entity publish new guidance and/or tools on Youth2030 priority areas in the year?	7	<input checked="" type="checkbox"/>	No	●	No	●				
B. Support efforts of Governments to work FOR and WITH youth											
Strengthen national policies	Did the entity strengthen national policies on youth/mainstream youth issues in the year?	9	<input checked="" type="checkbox"/>	Yes	●	Yes	●				
Leave No Youth Behind	Did the entity strengthen capacities of Governments to design and deliver Leave No Youth Behind strategies in the year?	10	<input checked="" type="checkbox"/>	No	●	Yes	●				
C. Establish programmes, projects and partnerships FOR and WITH youth											
Joint programmes and multistakeholder initiatives	Did the entity support joint programmes and/or multistakeholder initiatives ^a on youth in the year?	11	<input checked="" type="checkbox"/>	No	●	Yes	●				
Partnerships and investments for innovation	Did the entity establish partnerships for innovations on youth in the year?	12.1	<input checked="" type="checkbox"/>	n/a	●	n/a	●				
	Did the entity directly fund youth-led organizations ^a to undertake projects in the year?	12.2	<input checked="" type="checkbox"/>	n/a	●	n/a	●				
D. Build capacity of stakeholders and support exchange of knowledge on youth											
Build capacity of external stakeholders	Does the entity maintain knowledge portal(s) with information relevant to youth?	8.1	<input checked="" type="checkbox"/>	Yes	●	Yes	●				
	Did the entity invest in capacity-building of external stakeholders on youth in the year?	8.2	<input checked="" type="checkbox"/>	Yes	●	Yes	●				
	Does the entity support/host/partner with any open-source e-learning platforms for online learning?	8.3	<input checked="" type="checkbox"/>	Yes	●	Yes	●				
	Did the entity facilitate knowledge exchange on youth issues in the year?	8.4	<input checked="" type="checkbox"/>	Yes	●	Yes	●				
E. Advocate and communicate FOR and WITH youth											
Communication and advocacy	Did the entity support advocacy events on youth in intergovernmental forums/summits/conferences?	13.1	<input checked="" type="checkbox"/>	Yes	●	Yes	●				
	Did the entity support commemoration of international day events relevant to youth in the year?	13.2	<input checked="" type="checkbox"/>	Yes	●	Yes	●				
	Did the entity support/activate campaigns on Youth2030 priority areas in the year?	13.3	<input checked="" type="checkbox"/>	Yes	●	Yes	●				
Meaningful youth engagement in support to Governments	Were youth meaningfully engaged in entity support to Governments/intergovernmental processes ?	18.4	<input checked="" type="checkbox"/>	Yes	●	Yes	●				
Meaningful youth engagement in programmes, projects and campaigns	Were youth meaningfully engaged in UN-led programmes, projects and campaigns ?	18.5	<input checked="" type="checkbox"/>	Yes	●	Yes	●				
2. How does the entity's strategic planning process support work FOR and WITH youth?											
A. Strategic planning											
Results for youth in strategic plans	Does the entity have guiding instruments (strategic plan/equivalent) for its work on youth?	1.1	<input checked="" type="checkbox"/>	Yes	▽	Yes	▽				
	Does the situational analysis in the entity's strategic plan include insights on youth issues ?	1.2	<input checked="" type="checkbox"/>	Yes	●	Yes	●				
	Does the strategic plan of the entity include results FOR youth ?	1.3	<input checked="" type="checkbox"/>	Yes	●	Yes	●				
Alignment of youth work in UN entities to Youth2030	Are the entity's programmes on youth aligned to Youth2030 priority areas ?	2.1	<input checked="" type="checkbox"/>	Yes	●	Yes	●				
	Does the human resources plan include work on strengthening internships and increasing the youth workforce ?	2.2	<input checked="" type="checkbox"/>	Yes	●	Yes	●				
	Does the entity's communication and advocacy strategy or plan include youth?	2.3	<input checked="" type="checkbox"/>	Yes	●	Yes	●				
B. Funding and transparency											
Funding for youth	Does the entity have a marker/tagging system to track resources on youth?	3.1	<input checked="" type="checkbox"/>	Yes	●	Yes	●				
	Did the entity spend/utilize the funding allocated for youth-related activities in the year?	3.2.1	<input checked="" type="checkbox"/>	No	●	Yes	●				
	Is information available on the proportion of the entity's total expenditure spent on youth-related activities in the year?	3.2.2	<input checked="" type="checkbox"/>	No	▽	Yes	▽				
Transparency	Did the annual report of the entity include results achieved/funds utilized on youth in the year?	4	<input checked="" type="checkbox"/>	Yes	●	Yes	●				
Meaningful youth engagement in entity processes	Were youth meaningfully engaged in entity processes , including in strategic planning processes?	18.3	<input checked="" type="checkbox"/>	Yes	●	Yes	●				
3. How is the entity organized to deliver coherently FOR and WITH youth?											
A. Coordination arrangements											
Inter-agency coordination	Was the entity engaged in inter-agency coordination on youth at global/regional levels in the year?	14	<input checked="" type="checkbox"/> ^d	n/a	⊗	Yes	●				
B. Internal capacities to deliver on Youth2030											
Internal capacities	Did the entity have personnel in place to deliver on the youth agenda in the year?	15.1	<input checked="" type="checkbox"/>	Yes	●	Yes	●				
	Does the entity have an internal coordination mechanism for its personnel working on youth?	15.2	<input checked="" type="checkbox"/> ^b	Yes	●	Yes	●				
	Did the entity invest in strengthening its organizational capacity on youth in the year?	15.3	<input checked="" type="checkbox"/>	Yes	●	Yes	●				
C. Youth workforce and internships											
Youth workforce	Does the entity undertake data-driven action to increase youth in its workforce and track progress?	16	<input checked="" type="checkbox"/>	Yes	●	Yes	●				
Fair and quality internships	Does the entity undertake data-driven action to improve internships and track progress?	17	<input checked="" type="checkbox"/>	Yes	●	Yes	●				
Policies, processes and platforms for meaningful youth engagement	Does the entity have in place policies, processes and platforms for meaningful youth engagement ?	18.1	<input checked="" type="checkbox"/>	Yes	●	No	●				
	Did the entity engage youth (groups) at the global/regional level in the year?	18.2	<input checked="" type="checkbox"/>	Yes	●	Yes	●				

^a Includes a range of programmes, projects and initiatives.

^d Reporting on KPI 14 has been simplified: global and regional inter-agency coordination are integrated into one score. For 2021 scores on KPI 14, please refer to [Youth2030 Snapshot Series 2022](#).

^b Required for entities with 2 or more offices in different locations (special case).

What is the Youth2030 UN Entity Snapshot Series?

In 2022, UN entities self-reported on their progress on Youth2030 against 18 key performance indicators (KPIs) as set out in the [Youth2030 Scorecard for UN Entities](#) ↗

<p>How to read the Youth2030 UN Entity Snapshot</p>	<p>The snapshot</p> <ul style="list-style-type: none"> includes the entity's mandate, geographical presence and priority areas on Youth2030 summarizes the entity's self-reported progress for 2022 	<p>Insights are available on the entity's work</p> <p><input type="checkbox"/> FOR youth</p> <p><input checked="" type="checkbox"/> WITH youth</p>	<p>18 KPIs organized in 42 questions:</p> <ul style="list-style-type: none"> 36 rated questions <ul style="list-style-type: none"> At milestone Moving forward Getting ready 6 non-rated questions, yielding qualitative insights 	<p>The 42 questions are:</p> <ul style="list-style-type: none"> 18 required 24 optional (as relevant to the mandate and geographical presence of the entity)
--	---	--	---	--

18 KPIs including 42 questions distributed across 10 areas of action

Themes	Areas of action	Scores FOR youth	Scores WITH youth
How is the entity advancing global commitments FOR youth and delivering them WITH youth?	Data, evidence, standards	☑ ☑ ☑ ☑ ☑ ☑ ☑ ☑ ☑	
	Support to Governments	☑ ☑	
	Programmes, projects, partnerships	☑ ☑ ☑	☑ ☑
	Knowledge and capacity	☑ ☑ ☑ ☑	
	Advocacy	☑ ☑ ☑	
How does the entity's strategic planning process support work FOR and WITH youth?	Strategic planning	☑ ☑ ☑ ☑ ☑ ☑	
	Funding and transparency	☑ ☑ ☑ ☑	☑
How is the entity organized to deliver coherently FOR and WITH youth?	Coordination*	☑	
	Internal capacities	☑ ☑ ☑	☑ ☑
	Youth workforce and internships	☑ ☑	

Part 1. Overview

Mandate

FAO leads international efforts to defeat hunger and to achieve food security for all.

The entity works in the following fields

Support sustainable development and climate change	Protect and promote human rights	Maintain peace and security	Deliver humanitarian aid	Uphold international law
--	----------------------------------	-----------------------------	--------------------------	--------------------------

Geographical presence

Global	Regional	Country
--------	----------	---------

Action/functions on youth

Data and evidence	Assistance/advisory services	Financing	Advocacy	Operational and management support
Setting standards	Programmes and projects	Coordination	Communications, outreach, visibility	Oversight
Capacity-building	Partnerships	Other (specify)		

Youth2030 priority areas in line with the entity's mandate

Priority area 1
Youth engagement, participation and advocacy

Partner with youth-led and youth-serving organizations ^b	Strengthen youth engagement mechanisms in UN entities	Strengthen meaningful youth engagement in intergovernmental/multilateral forums	Leverage technology and digital solutions for large-scale outreach to young people	Amplify voices of young people and showcase their contributions
---	---	---	--	---

Priority area 2 Informed and healthy foundations	Priority area 3 Economic empowerment through decent work	Priority area 4 Youth and human rights	Priority area 5 Peacebuilding and resilience-building
--	--	--	---

^a Reporting on KPI 14 has been simplified from four scores in 2021 to one score in 2022.

^b Includes a wide range of formal and informal communities of young people in the form of youth-led and youth-serving federations, unions, organizations, associations, councils, networks, clubs, movements, mechanisms and structures.

Part 2. Entity's performance

How to read: Required KPIs Optional KPIs FOR youth WITH youth

Scores: At milestone Moving forward Getting ready Not applicable

Qualitative reporting in [Youth2030 Progress Report 2023](#)

Short description of KPI	Questions	Year	KPI No.	2021		2022		2023		2024	
				Response	Rating	Response	Rating	Response	Rating	Response	Rating
1. How is the entity advancing global commitments FOR youth and delivering them WITH youth?											
A. Make data and evidence on youth available; set standards for work on youth											
Data on youth	Does the entity maintain databases on youth?	5.1	<input checked="" type="checkbox"/>	n/a	<input type="checkbox"/>	n/a	<input type="checkbox"/>				
	Does the entity spearhead development of new indicators on youth?	5.2	<input checked="" type="checkbox"/>	n/a	<input type="checkbox"/>	n/a	<input type="checkbox"/>				
	Did the entity make new data/data products on youth available in the year?	5.3	<input checked="" type="checkbox"/>	n/a	<input type="checkbox"/>	n/a	<input type="checkbox"/>				
	Does the entity harness big-data sources for insights on youth issues?	5.4	<input checked="" type="checkbox"/>	n/a	<input type="checkbox"/>	n/a	<input type="checkbox"/>				
Evidence on youth	Did the entity make new evidence on Youth2030 priority areas available in the year?	6.1	<input checked="" type="checkbox"/>	Yes	<input checked="" type="checkbox"/>	Yes	<input checked="" type="checkbox"/>				
	Did the entity publish best practices/lessons learned documentation on youth in the year?	6.2	<input checked="" type="checkbox"/>	Yes	<input type="checkbox"/>	Yes	<input type="checkbox"/>				
	Did the entity publish flagship/periodic reports on youth in the year?	6.3	<input checked="" type="checkbox"/>	No	<input type="checkbox"/>	Yes	<input type="checkbox"/>				
	Did the entity complete evaluations on youth in the year?	6.4	<input checked="" type="checkbox"/>	Yes	<input checked="" type="checkbox"/>	No	<input type="checkbox"/>				
Set standards	Did the entity publish new guidance and/or tools on Youth2030 priority areas in the year?	7	<input checked="" type="checkbox"/>	Yes	<input checked="" type="checkbox"/>	Yes	<input checked="" type="checkbox"/>				
B. Support efforts of Governments to work FOR and WITH youth											
Strengthen national policies	Did the entity strengthen national policies on youth/mainstream youth issues in the year?	9	<input checked="" type="checkbox"/>	Yes	<input type="checkbox"/>	Yes	<input type="checkbox"/>				
Leave No Youth Behind	Did the entity strengthen capacities of Governments to design and deliver Leave No Youth Behind strategies in the year?	10	<input checked="" type="checkbox"/>	No	<input type="checkbox"/>	n/a	<input type="checkbox"/>				
C. Establish programmes, projects and partnerships FOR and WITH youth											
Joint programmes and multistakeholder initiatives	Did the entity support joint programmes and/or multistakeholder initiatives ^a on youth in the year?	11	<input checked="" type="checkbox"/>	Yes	<input type="checkbox"/>	Yes	<input type="checkbox"/>				
Partnerships and investments for innovation	Did the entity establish partnerships for innovations on youth in the year?	12.1	<input checked="" type="checkbox"/>	Yes	<input type="checkbox"/>	Yes	<input type="checkbox"/>				
	Did the entity directly fund youth-led organizations ^b to undertake projects in the year?	12.2	<input checked="" type="checkbox"/>	n/a	<input type="checkbox"/>	n/a	<input type="checkbox"/>				
D. Build capacity of stakeholders and support exchange of knowledge on youth											
Build capacity of external stakeholders	Does the entity maintain knowledge portal(s) with information relevant to youth?	8.1	<input checked="" type="checkbox"/>	Yes	<input checked="" type="checkbox"/>	Yes	<input checked="" type="checkbox"/>				
	Did the entity invest in capacity-building of external stakeholders on youth in the year?	8.2	<input checked="" type="checkbox"/>	Yes	<input checked="" type="checkbox"/>	Yes	<input checked="" type="checkbox"/>				
	Does the entity support/host/partner with any open-source e-learning platforms for online learning?	8.3	<input checked="" type="checkbox"/>	Yes	<input checked="" type="checkbox"/>	Yes	<input checked="" type="checkbox"/>				
	Did the entity facilitate knowledge exchange on youth issues in the year?	8.4	<input checked="" type="checkbox"/>	Yes	<input checked="" type="checkbox"/>	Yes	<input checked="" type="checkbox"/>				
E. Advocate and communicate FOR and WITH youth											
Communication and advocacy	Did the entity support advocacy events on youth in intergovernmental forums/summits/conferences?	13.1	<input checked="" type="checkbox"/>	Yes	<input checked="" type="checkbox"/>	Yes	<input checked="" type="checkbox"/>				
	Did the entity support commemoration of international day events relevant to youth in the year?	13.2	<input checked="" type="checkbox"/>	Yes	<input checked="" type="checkbox"/>	Yes	<input checked="" type="checkbox"/>				
	Did the entity support/activate campaigns on Youth2030 priority areas in the year?	13.3	<input checked="" type="checkbox"/>	Yes	<input checked="" type="checkbox"/>	Yes	<input checked="" type="checkbox"/>				
Meaningful youth engagement in support to Governments	Were youth meaningfully engaged in entity support to Governments/intergovernmental processes ?	18.4	<input checked="" type="checkbox"/>	Yes	<input checked="" type="checkbox"/>	Yes	<input checked="" type="checkbox"/>				
Meaningful youth engagement in programmes, projects and campaigns	Were youth meaningfully engaged in UN-led programmes, projects and campaigns?	18.5	<input checked="" type="checkbox"/>	Yes	<input checked="" type="checkbox"/>	Yes	<input checked="" type="checkbox"/>				
2. How does the entity's strategic planning process support work FOR and WITH youth?											
A. Strategic planning											
Results for youth in strategic plans	Does the entity have guiding instruments (strategic plan/equivalent) for its work on youth?	1.1	<input checked="" type="checkbox"/>	Yes	<input type="checkbox"/>	Yes	<input type="checkbox"/>				
	Does the situational analysis in the entity's strategic plan include insights on youth issues ?	1.2	<input checked="" type="checkbox"/>	Yes	<input checked="" type="checkbox"/>	Yes	<input checked="" type="checkbox"/>				
	Does the strategic plan of the entity include results FOR youth ?	1.3	<input checked="" type="checkbox"/>	Yes	<input checked="" type="checkbox"/>	Yes	<input checked="" type="checkbox"/>				
Alignment of youth work in UN entities to Youth2030	Are the entity's programmes on youth aligned to Youth2030 priority areas ?	2.1	<input checked="" type="checkbox"/>	Yes	<input checked="" type="checkbox"/>	Yes	<input checked="" type="checkbox"/>				
	Does the human resources plan include work on strengthening internships and increasing the youth workforce ?	2.2	<input checked="" type="checkbox"/>	Yes	<input checked="" type="checkbox"/>	Yes	<input checked="" type="checkbox"/>				
	Does the entity's communication and advocacy strategy or plan include youth?	2.3	<input checked="" type="checkbox"/>	Yes	<input type="checkbox"/>	Yes	<input type="checkbox"/>				
B. Funding and transparency											
Funding for youth	Does the entity have a marker/tagging system to track resources on youth?	3.1	<input checked="" type="checkbox"/>	Yes	<input type="checkbox"/>	Yes	<input checked="" type="checkbox"/>				
	Did the entity spend/utilize the funding allocated for youth-related activities in the year?	3.2.1	<input checked="" type="checkbox"/>	No	<input type="checkbox"/>	Yes	<input checked="" type="checkbox"/>				
	Is information available on the proportion of the entity's total expenditure spent on youth-related activities in the year?	3.2.2	<input checked="" type="checkbox"/>	Yes	<input type="checkbox"/>	Yes	<input type="checkbox"/>				
Transparency	Did the annual report of the entity include results achieved/funds utilized on youth in the year?	4	<input checked="" type="checkbox"/>	Yes	<input type="checkbox"/>	Yes	<input type="checkbox"/>				
Meaningful youth engagement in entity processes	Were youth meaningfully engaged in entity processes , including in strategic planning processes?	18.3	<input checked="" type="checkbox"/>	Yes	<input type="checkbox"/>	Yes	<input checked="" type="checkbox"/>				
3. How is the entity organized to deliver coherently FOR and WITH youth?											
A. Coordination arrangements											
Inter-agency coordination	Was the entity engaged in inter-agency coordination on youth at global/regional levels in the year?	14	<input checked="" type="checkbox"/> ^d	n/a	<input type="checkbox"/>	Yes	<input checked="" type="checkbox"/>				
B. Internal capacities to deliver on Youth2030											
Internal capacities	Did the entity have personnel in place to deliver on the youth agenda in the year?	15.1	<input checked="" type="checkbox"/>	Yes	<input checked="" type="checkbox"/>	Yes	<input checked="" type="checkbox"/>				
	Does the entity have an internal coordination mechanism for its personnel working on youth?	15.2	<input checked="" type="checkbox"/> ^e	Yes	<input checked="" type="checkbox"/>	Yes	<input checked="" type="checkbox"/>				
	Did the entity invest in strengthening its organizational capacity on youth in the year?	15.3	<input checked="" type="checkbox"/>	Yes	<input checked="" type="checkbox"/>	Yes	<input checked="" type="checkbox"/>				
C. Youth workforce and internships											
Youth workforce	Does the entity undertake data-driven action to increase youth in its workforce and track progress?	16	<input checked="" type="checkbox"/>	Yes	<input checked="" type="checkbox"/>	Yes	<input checked="" type="checkbox"/>				
Fair and quality internships	Does the entity undertake data-driven action to improve internships and track progress?	17	<input checked="" type="checkbox"/>	Yes	<input type="checkbox"/>	Yes	<input checked="" type="checkbox"/>				
Policies, processes and platforms for meaningful youth engagement	Does the entity have in place policies, processes and platforms for meaningful youth engagement ?	18.1	<input checked="" type="checkbox"/>	Yes	<input type="checkbox"/>	Yes	<input checked="" type="checkbox"/>				
	Did the entity engage youth (groups) at the global/regional level in the year?	18.2	<input checked="" type="checkbox"/>	Yes	<input checked="" type="checkbox"/>	Yes	<input checked="" type="checkbox"/>				

^a Includes a range of programmes, projects and initiatives.

^d Reporting on KPI 14 has been simplified: global and regional inter-agency coordination are integrated into one score. For 2021 scores on KPI 14, please refer to [Youth2030 Snapshot Series 2022](#).

^e Required for entities with 2 or more offices in different locations (special case).

What is the Youth2030 UN Entity Snapshot Series?

In 2022, UN entities self-reported on their progress on Youth2030 against 18 key performance indicators (KPIs) as set out in the [Youth2030 Scorecard for UN Entities](#) ↗

<p>How to read the Youth2030 UN Entity Snapshot</p>	<p>The snapshot</p> <ul style="list-style-type: none"> includes the entity's mandate, geographical presence and priority areas on Youth2030 summarizes the entity's self-reported progress for 2022 	<p>Insights are available on the entity's work</p> <p><input type="checkbox"/> FOR youth</p> <p><input checked="" type="checkbox"/> WITH youth</p>	<p>18 KPIs organized in 42 questions:</p> <ul style="list-style-type: none"> 36 rated questions <ul style="list-style-type: none"> At milestone Moving forward Getting ready 6 non-rated questions, yielding qualitative insights 	<p>The 42 questions are:</p> <ul style="list-style-type: none"> 18 required 24 optional (as relevant to the mandate and geographical presence of the entity)
--	---	--	---	--

18 KPIs including 42 questions distributed across 10 areas of action

Themes	Areas of action	Scores FOR youth	Scores WITH youth
<p>How is the entity advancing global commitments FOR youth and delivering them WITH youth?</p>	Data, evidence, standards	<input checked="" type="checkbox"/> <input checked="" type="checkbox"/> <input checked="" type="checkbox"/> <input checked="" type="checkbox"/> <input checked="" type="checkbox"/> <input checked="" type="checkbox"/> <input checked="" type="checkbox"/> <input checked="" type="checkbox"/> <input checked="" type="checkbox"/>	
	Support to Governments	<input checked="" type="checkbox"/> <input checked="" type="checkbox"/>	
	Programmes, projects, partnerships	<input checked="" type="checkbox"/> <input checked="" type="checkbox"/> <input checked="" type="checkbox"/>	<input checked="" type="checkbox"/> <input checked="" type="checkbox"/>
	Knowledge and capacity	<input checked="" type="checkbox"/> <input checked="" type="checkbox"/> <input checked="" type="checkbox"/> <input checked="" type="checkbox"/>	
	Advocacy	<input checked="" type="checkbox"/> <input checked="" type="checkbox"/> <input checked="" type="checkbox"/>	
<p>How does the entity's strategic planning process support work FOR and WITH youth?</p>	Strategic planning	<input checked="" type="checkbox"/> <input checked="" type="checkbox"/> <input checked="" type="checkbox"/> <input checked="" type="checkbox"/> <input checked="" type="checkbox"/> <input checked="" type="checkbox"/>	<input checked="" type="checkbox"/>
	Funding and transparency	<input checked="" type="checkbox"/> <input checked="" type="checkbox"/> <input checked="" type="checkbox"/> <input checked="" type="checkbox"/>	
<p>How is the entity organized to deliver coherently FOR and WITH youth?</p>	Coordination*	<input checked="" type="checkbox"/>	
	Internal capacities	<input checked="" type="checkbox"/> <input checked="" type="checkbox"/> <input checked="" type="checkbox"/>	<input checked="" type="checkbox"/> <input checked="" type="checkbox"/>
	Youth workforce and internships	<input checked="" type="checkbox"/> <input checked="" type="checkbox"/>	

Part 1. Overview

Mandate

IFAD mobilizes resources for agriculture and rural development in developing countries. It invests in rural people, empowering them to increase their food security, improve the nutrition of their families and increase their incomes.

The entity works in the following fields

Support sustainable development and climate change	Protect and promote human rights	Maintain peace and security	Deliver humanitarian aid	Uphold international law
--	----------------------------------	-----------------------------	--------------------------	--------------------------

Geographical presence

Global	Regional	Country
--------	----------	---------

Action/functions on youth

Data and evidence	Assistance/advisory services	Financing	Advocacy	Operational and management support
Setting standards	Programmes and projects	Coordination	Communications, outreach, visibility	Oversight
Capacity-building	Partnerships	Other (specify)		

Youth2030 priority areas in line with the entity's mandate

Priority area 1
Youth engagement, participation and advocacy

Partner with youth-led and youth-serving organizations ^a	Strengthen youth engagement mechanisms in UN entities	Strengthen meaningful youth engagement in intergovernmental/multilateral forums	Leverage technology and digital solutions for large-scale outreach to young people	Amplify voices of young people and showcase their contributions
---	---	---	--	---

Priority area 2
Informed and healthy foundations

Priority area 3
Economic empowerment through decent work

Priority area 4
Youth and human rights

Priority area 5
Peacebuilding and resilience-building

^a Reporting on KPI 14 has been simplified from four scores in 2021 to one score in 2022.

^b Includes a wide range of formal and informal communities of young people in the form of youth-led and youth-serving federations, unions, organizations, associations, councils, networks, clubs, movements, mechanisms and structures.

Part 2. Entity's performance

How to read: Required KPIs Optional KPIs FOR youth WITH youth

Scores: ● At milestone ● Moving forward ● Getting ready ● Not applicable

Qualitative reporting in [Youth2030 Progress Report 2023](#)

Short description of KPI	Questions	Year	KPI No.	2021		2022		2023		2024	
				Response	Rating	Response	Rating	Response	Rating	Response	Rating
1. How is the entity advancing global commitments FOR youth and delivering them WITH youth?											
A. Make data and evidence on youth available; set standards for work on youth											
Data on youth	Does the entity maintain databases on youth?	5.1	<input checked="" type="checkbox"/>	Yes	<input type="checkbox"/>	Yes	<input type="checkbox"/>				
	Does the entity spearhead development of new indicators on youth?	5.2	<input checked="" type="checkbox"/>	No	<input type="checkbox"/>	No	<input type="checkbox"/>				
	Did the entity make new data/data products on youth available in the year?	5.3	<input checked="" type="checkbox"/>	No	<input type="checkbox"/>	No	<input type="checkbox"/>				
	Does the entity harness big-data sources for insights on youth issues?	5.4	<input checked="" type="checkbox"/>	Yes	<input type="checkbox"/>	Yes	<input type="checkbox"/>				
Evidence on youth	Did the entity make new evidence on Youth2030 priority areas available in the year?	6.1	<input checked="" type="checkbox"/>	No	<input type="checkbox"/>	No	<input type="checkbox"/>				
	Did the entity publish best practices/lessons learned documentation on youth in the year?	6.2	<input checked="" type="checkbox"/>	Yes	<input type="checkbox"/>	Yes	<input type="checkbox"/>				
	Did the entity publish flagship/periodic reports on youth in the year?	6.3	<input checked="" type="checkbox"/>	Yes	<input type="checkbox"/>	Yes	<input type="checkbox"/>				
	Did the entity complete evaluations on youth in the year?	6.4	<input checked="" type="checkbox"/>	No	<input type="checkbox"/>	No	<input type="checkbox"/>				
Set standards	Did the entity publish new guidance and/or tools on Youth2030 priority areas in the year?	7	<input checked="" type="checkbox"/>	Yes	<input checked="" type="checkbox"/>	Yes	<input checked="" type="checkbox"/>				
B. Support efforts of Governments to work FOR and WITH youth											
Strengthen national policies	Did the entity strengthen national policies on youth/mainstream youth issues in the year?	9	<input checked="" type="checkbox"/>	n/a	<input type="checkbox"/>	Yes	<input type="checkbox"/>				
Leave No Youth Behind	Did the entity strengthen capacities of Governments to design and deliver Leave No Youth Behind strategies in the year?	10	<input checked="" type="checkbox"/>	n/a	<input type="checkbox"/>	Yes	<input type="checkbox"/>				
C. Establish programmes, projects and partnerships FOR and WITH youth											
Joint programmes and multistakeholder initiatives	Did the entity support joint programmes and/or multistakeholder initiatives ^a on youth in the year?	11	<input checked="" type="checkbox"/>	Yes	<input type="checkbox"/>	Yes	<input type="checkbox"/>				
Partnerships and investments for innovation	Did the entity establish partnerships for innovations on youth in the year?	12.1	<input checked="" type="checkbox"/>	Yes	<input type="checkbox"/>	Yes	<input type="checkbox"/>				
	Did the entity directly fund youth-led organizations ^a to undertake projects in the year?	12.2	<input checked="" type="checkbox"/>	Yes	<input type="checkbox"/>	Yes	<input type="checkbox"/>				
D. Build capacity of stakeholders and support exchange of knowledge on youth											
Build capacity of external stakeholders	Does the entity maintain knowledge portal(s) with information relevant to youth?	8.1	<input checked="" type="checkbox"/>	Yes	<input type="checkbox"/>	Yes	<input type="checkbox"/>				
	Did the entity invest in capacity-building of external stakeholders on youth in the year?	8.2	<input checked="" type="checkbox"/>	No	<input type="checkbox"/>	Yes	<input type="checkbox"/>				
	Does the entity support/host/partner with any open-source e-learning platforms for online learning?	8.3	<input checked="" type="checkbox"/>	No	<input type="checkbox"/>	No	<input type="checkbox"/>				
	Did the entity facilitate knowledge exchange on youth issues in the year?	8.4	<input checked="" type="checkbox"/>	Yes	<input checked="" type="checkbox"/>	Yes	<input checked="" type="checkbox"/>				
E. Advocate and communicate FOR and WITH youth											
Communication and advocacy	Did the entity support advocacy events on youth in intergovernmental forums/summits/conferences?	13.1	<input checked="" type="checkbox"/>	Yes	<input checked="" type="checkbox"/>	Yes	<input checked="" type="checkbox"/>				
	Did the entity support commemoration of international day events relevant to youth in the year?	13.2	<input checked="" type="checkbox"/>	No	<input type="checkbox"/>	No	<input type="checkbox"/>				
	Did the entity support/activate campaigns on Youth2030 priority areas in the year?	13.3	<input checked="" type="checkbox"/>	No	<input type="checkbox"/>	No	<input type="checkbox"/>				
Meaningful youth engagement in support to Governments	Were youth meaningfully engaged in entity support to Governments/intergovernmental processes ?	18.4	<input checked="" type="checkbox"/>	Yes	<input type="checkbox"/>	Yes	<input checked="" type="checkbox"/>				
Meaningful youth engagement in programmes, projects and campaigns	Were youth meaningfully engaged in UN-led programmes, projects and campaigns?	18.5	<input checked="" type="checkbox"/>	Yes	<input checked="" type="checkbox"/>	Yes	<input checked="" type="checkbox"/>				
2. How does the entity's strategic planning process support work FOR and WITH youth?											
A. Strategic planning											
Results for youth in strategic plans	Does the entity have guiding instruments (strategic plan/equivalent) for its work on youth?	1.1	<input checked="" type="checkbox"/>	Yes	<input type="checkbox"/>	Yes	<input type="checkbox"/>				
	Does the situational analysis in the entity's strategic plan include insights on youth issues ?	1.2	<input checked="" type="checkbox"/>	Yes	<input checked="" type="checkbox"/>	Yes	<input checked="" type="checkbox"/>				
	Does the strategic plan of the entity include results FOR youth ?	1.3	<input checked="" type="checkbox"/>	Yes	<input checked="" type="checkbox"/>	Yes	<input checked="" type="checkbox"/>				
Alignment of youth work in UN entities to Youth2030	Are the entity's programmes on youth aligned to Youth2030 priority areas ?	2.1	<input checked="" type="checkbox"/>	Yes	<input type="checkbox"/>	Yes	<input type="checkbox"/>				
	Does the human resources plan include work on strengthening internships and increasing the youth workforce ?	2.2	<input checked="" type="checkbox"/>	Yes	<input type="checkbox"/>	Yes	<input type="checkbox"/>				
	Does the entity's communication and advocacy strategy or plan include youth?	2.3	<input checked="" type="checkbox"/>	Yes	<input checked="" type="checkbox"/>	Yes	<input checked="" type="checkbox"/>				
B. Funding and transparency											
Funding for youth	Does the entity have a marker/tagging system to track resources on youth?	3.1	<input checked="" type="checkbox"/>	Yes	<input checked="" type="checkbox"/>	Yes	<input checked="" type="checkbox"/>				
	Did the entity spend/utilize the funding allocated for youth-related activities in the year?	3.2.1	<input checked="" type="checkbox"/>	No	<input type="checkbox"/>	No	<input type="checkbox"/>				
	Is information available on the proportion of the entity's total expenditure spent on youth-related activities in the year?	3.2.2	<input checked="" type="checkbox"/>	No	<input type="checkbox"/>	No	<input type="checkbox"/>				
Transparency	Did the annual report of the entity include results achieved/funds utilized on youth in the year?	4	<input checked="" type="checkbox"/>	Yes	<input type="checkbox"/>	Yes	<input type="checkbox"/>				
Meaningful youth engagement in entity processes	Were youth meaningfully engaged in entity processes , including in strategic planning processes?	18.3	<input checked="" type="checkbox"/>	Yes	<input type="checkbox"/>	Yes	<input type="checkbox"/>				
3. How is the entity organized to deliver coherently FOR and WITH youth?											
A. Coordination arrangements											
Inter-agency coordination	Was the entity engaged in inter-agency coordination on youth at global/regional levels in the year?	14	<input checked="" type="checkbox"/> ^d	n/a	<input type="checkbox"/>	Yes	<input type="checkbox"/>				
B. Internal capacities to deliver on Youth2030											
Internal capacities	Did the entity have personnel in place to deliver on the youth agenda in the year?	15.1	<input checked="" type="checkbox"/>	Yes	<input checked="" type="checkbox"/>	Yes	<input checked="" type="checkbox"/>				
	Does the entity have an internal coordination mechanism for its personnel working on youth?	15.2	<input checked="" type="checkbox"/> ^b	Yes	<input checked="" type="checkbox"/>	Yes	<input checked="" type="checkbox"/>				
	Did the entity invest in strengthening its organizational capacity on youth in the year?	15.3	<input checked="" type="checkbox"/>	Yes	<input type="checkbox"/>	Yes	<input checked="" type="checkbox"/>				
C. Youth workforce and internships											
Youth workforce	Does the entity undertake data-driven action to increase youth in its workforce and track progress?	16	<input checked="" type="checkbox"/>	No	<input type="checkbox"/>	No	<input type="checkbox"/>				
Fair and quality internships	Does the entity undertake data-driven action to improve internships and track progress?	17	<input checked="" type="checkbox"/>	Yes	<input type="checkbox"/>	Yes	<input type="checkbox"/>				
Policies, processes and platforms for meaningful youth engagement	Does the entity have in place policies, processes and platforms for meaningful youth engagement ?	18.1	<input checked="" type="checkbox"/>	Yes	<input type="checkbox"/>	Yes	<input type="checkbox"/>				
	Did the entity engage youth (groups) at the global/regional level in the year?	18.2	<input checked="" type="checkbox"/>	Yes	<input checked="" type="checkbox"/>	Yes	<input checked="" type="checkbox"/>				

^a Includes a range of programmes, projects and initiatives.

^d Reporting on KPI 14 has been simplified: global and regional inter-agency coordination are integrated into one score. For 2021 scores on KPI 14, please refer to [Youth2030 Snapshot Series 2022](#).

^b Required for entities with 2 or more offices in different locations (special case).

What is the Youth2030 UN Entity Snapshot Series?

In 2022, UN entities self-reported on their progress on Youth2030 against 18 key performance indicators (KPIs) as set out in the [Youth2030 Scorecard for UN Entities](#) ↗

<p>How to read the Youth2030 UN Entity Snapshot</p>	<p>The snapshot</p> <ul style="list-style-type: none"> includes the entity's mandate, geographical presence and priority areas on Youth2030 summarizes the entity's self-reported progress for 2022 	<p>Insights are available on the entity's work</p> <p><input type="checkbox"/> FOR youth</p> <p><input checked="" type="checkbox"/> WITH youth</p>	<p>18 KPIs organized in 42 questions:</p> <ul style="list-style-type: none"> 36 rated questions <ul style="list-style-type: none"> At milestone Moving forward Getting ready 6 non-rated questions, yielding qualitative insights 	<p>The 42 questions are:</p> <ul style="list-style-type: none"> 18 required 24 optional (as relevant to the mandate and geographical presence of the entity)
--	---	--	---	---

18 KPIs including 42 questions distributed across 10 areas of action

Themes	Areas of action	Scores FOR youth	Scores WITH youth
<p>How is the entity advancing global commitments FOR youth and delivering them WITH youth?</p>	Data, evidence, standards	<input checked="" type="checkbox"/> <input checked="" type="checkbox"/> <input checked="" type="checkbox"/> <input checked="" type="checkbox"/> <input checked="" type="checkbox"/> <input checked="" type="checkbox"/> <input checked="" type="checkbox"/> <input checked="" type="checkbox"/> <input checked="" type="checkbox"/>	
	Support to Governments	<input checked="" type="checkbox"/> <input checked="" type="checkbox"/>	
	Programmes, projects, partnerships	<input checked="" type="checkbox"/> <input checked="" type="checkbox"/> <input checked="" type="checkbox"/>	<input checked="" type="checkbox"/> <input checked="" type="checkbox"/>
	Knowledge and capacity	<input checked="" type="checkbox"/> <input checked="" type="checkbox"/> <input checked="" type="checkbox"/> <input checked="" type="checkbox"/>	
	Advocacy	<input checked="" type="checkbox"/> <input checked="" type="checkbox"/> <input checked="" type="checkbox"/>	
<p>How does the entity's strategic planning process support work FOR and WITH youth?</p>	Strategic planning	<input checked="" type="checkbox"/> <input checked="" type="checkbox"/> <input checked="" type="checkbox"/> <input checked="" type="checkbox"/> <input checked="" type="checkbox"/> <input checked="" type="checkbox"/>	<input checked="" type="checkbox"/>
	Funding and transparency	<input checked="" type="checkbox"/> <input checked="" type="checkbox"/> <input checked="" type="checkbox"/> <input checked="" type="checkbox"/>	
<p>How is the entity organized to deliver coherently FOR and WITH youth?</p>	Coordination*	<input checked="" type="checkbox"/>	
	Internal capacities	<input checked="" type="checkbox"/> <input checked="" type="checkbox"/> <input checked="" type="checkbox"/>	<input checked="" type="checkbox"/> <input checked="" type="checkbox"/>
	Youth workforce and internships	<input checked="" type="checkbox"/> <input checked="" type="checkbox"/>	

Part 1. Overview

Mandate

ILO promotes social justice and internationally recognized human and labour rights, pursuing its founding mission that social justice is essential to universal and lasting peace.

The entity works in the following fields

Support sustainable development and climate change	Protect and promote human rights	Maintain peace and security	Deliver humanitarian aid	Uphold international law
--	----------------------------------	-----------------------------	--------------------------	--------------------------

Geographical presence

Global	Regional	Country
--------	----------	---------

Action/functions on youth

Data and evidence	Assistance/advisory services	Financing	Advocacy	Operational and management support
Setting standards	Programmes and projects	Coordination	Communications, outreach, visibility	Oversight
Capacity-building	Partnerships	Other (specify)		

Youth2030 priority areas in line with the entity's mandate

<p>Priority area 1 Youth engagement, participation and advocacy</p> <p>Partner with youth-led and youth-serving organizations^b</p> <p>Strengthen youth engagement mechanisms in UN entities</p> <p>Strengthen meaningful youth engagement in intergovernmental/multilateral forums</p> <p>Leverage technology and digital solutions for large-scale outreach to young people</p> <p>Amplify voices of young people and showcase their contributions</p>				
<p>Priority area 2 Informed and healthy foundations</p>	<p>Priority area 3 Economic empowerment through decent work</p>	<p>Priority area 4 Youth and human rights</p>	<p>Priority area 5 Peacebuilding and resilience-building</p>	

* Reporting on KPI 14 has been simplified from four scores in 2021 to one score in 2022.

^b Includes a wide range of formal and informal communities of young people in the form of youth-led and youth-serving federations, unions, organizations, associations, councils, networks, clubs, movements, mechanisms and structures.

Part 2. Entity's performance

How to read: Required KPIs Optional KPIs FOR youth WITH youth

Scores: At milestone Moving forward Getting ready Not applicable

Qualitative reporting in [Youth2030 Progress Report 2023](#)

Short description of KPI	Questions	Year	KPI No.	2021		2022		2023		2024	
				Response	Rating	Response	Rating	Response	Rating	Response	Rating
1. How is the entity advancing global commitments FOR youth and delivering them WITH youth?											
A. Make data and evidence on youth available; set standards for work on youth											
Data on youth	Does the entity maintain databases on youth?	5.1	<input checked="" type="checkbox"/>	Yes	▽	Yes	▽				
	Does the entity spearhead development of new indicators on youth?	5.2	<input checked="" type="checkbox"/>	Yes	▽	Yes	▽				
	Did the entity make new data/data products on youth available in the year?	5.3	<input checked="" type="checkbox"/>	Yes	●	Yes	●				
	Does the entity harness big-data sources for insights on youth issues?	5.4	<input checked="" type="checkbox"/>	Yes	●	Yes	●				
Evidence on youth	Did the entity make new evidence on Youth2030 priority areas available in the year?	6.1	<input checked="" type="checkbox"/>	Yes	●	Yes	●				
	Did the entity publish best practices/lessons learned documentation on youth in the year?	6.2	<input checked="" type="checkbox"/>	Yes	▽	Yes	▽				
	Did the entity publish flagship/periodic reports on youth in the year?	6.3	<input checked="" type="checkbox"/>	No	▽	Yes	▽				
	Did the entity complete evaluations on youth in the year?	6.4	<input checked="" type="checkbox"/>	Yes	●	Yes	●				
Set standards	Did the entity publish new guidance and/or tools on Youth2030 priority areas in the year?	7	<input checked="" type="checkbox"/>	Yes	●	Yes	●				
B. Support efforts of Governments to work FOR and WITH youth											
Strengthen national policies	Did the entity strengthen national policies on youth/mainstream youth issues in the year?	9	<input checked="" type="checkbox"/>	Yes	●	Yes	●				
Leave No Youth Behind	Did the entity strengthen capacities of Governments to design and deliver Leave No Youth Behind strategies in the year?	10	<input checked="" type="checkbox"/>	Yes	●	Yes	●				
C. Establish programmes, projects and partnerships FOR and WITH youth											
Joint programmes and multistakeholder initiatives	Did the entity support joint programmes and/or multistakeholder initiatives ^a on youth in the year?	11	<input checked="" type="checkbox"/>	Yes	●	Yes	●				
Partnerships and investments for innovation	Did the entity establish partnerships for innovations on youth in the year?	12.1	<input checked="" type="checkbox"/>	Yes	●	Yes	●				
	Did the entity directly fund youth-led organizations ^a to undertake projects in the year?	12.2	<input checked="" type="checkbox"/>	Yes	●	Yes	●				
D. Build capacity of stakeholders and support exchange of knowledge on youth											
Build capacity of external stakeholders	Does the entity maintain knowledge portal(s) with information relevant to youth?	8.1	<input checked="" type="checkbox"/>	Yes	●	Yes	●				
	Did the entity invest in capacity-building of external stakeholders on youth in the year?	8.2	<input checked="" type="checkbox"/>	Yes	●	Yes	●				
	Does the entity support/host/partner with any open-source e-learning platforms for online learning?	8.3	<input checked="" type="checkbox"/>	Yes	●	Yes	●				
	Did the entity facilitate knowledge exchange on youth issues in the year?	8.4	<input checked="" type="checkbox"/>	Yes	●	Yes	●				
E. Advocate and communicate FOR and WITH youth											
Communication and advocacy	Did the entity support advocacy events on youth in intergovernmental forums/summits/conferences?	13.1	<input checked="" type="checkbox"/>	Yes	●	Yes	●				
	Did the entity support commemoration of international day events relevant to youth in the year?	13.2	<input checked="" type="checkbox"/>	Yes	●	Yes	●				
	Did the entity support/activate campaigns on Youth2030 priority areas in the year?	13.3	<input checked="" type="checkbox"/>	Yes	●	Yes	●				
Meaningful youth engagement in support to Governments	Were youth meaningfully engaged in entity support to Governments/intergovernmental processes ?	18.4	<input checked="" type="checkbox"/>	Yes	●	Yes	●				
Meaningful youth engagement in programmes, projects and campaigns	Were youth meaningfully engaged in UN-led programmes, projects and campaigns?	18.5	<input checked="" type="checkbox"/>	Yes	●	Yes	●				
2. How does the entity's strategic planning process support work FOR and WITH youth?											
A. Strategic planning											
Results for youth in strategic plans	Does the entity have guiding instruments (strategic plan/equivalent) for its work on youth?	1.1	<input checked="" type="checkbox"/>	Yes	▽	Yes	▽				
	Does the situational analysis in the entity's strategic plan include insights on youth issues ?	1.2	<input checked="" type="checkbox"/>	Yes	●	Yes	●				
	Does the strategic plan of the entity include results FOR youth ?	1.3	<input checked="" type="checkbox"/>	Yes	●	Yes	●				
Alignment of youth work in UN entities to Youth2030	Are the entity's programmes on youth aligned to Youth2030 priority areas ?	2.1	<input checked="" type="checkbox"/>	Yes	●	Yes	●				
	Does the human resources plan include work on strengthening internships and increasing the youth workforce ?	2.2	<input checked="" type="checkbox"/>	Yes	●	Yes	●				
	Does the entity's communication and advocacy strategy or plan include youth?	2.3	<input checked="" type="checkbox"/>	Yes	●	Yes	●				
B. Funding and transparency											
Funding for youth	Does the entity have a marker/tagging system to track resources on youth?	3.1	<input checked="" type="checkbox"/>	Yes	●	Yes	●				
	Did the entity spend/utilize the funding allocated for youth-related activities in the year?	3.2.1	<input checked="" type="checkbox"/>	No	●	Yes	●				
	Is information available on the proportion of the entity's total expenditure spent on youth-related activities in the year?	3.2.2	<input checked="" type="checkbox"/>	No	▽	No	▽				
Transparency	Did the annual report of the entity include results achieved/funds utilized on youth in the year?	4	<input checked="" type="checkbox"/>	Yes	●	Yes	●				
Meaningful youth engagement in entity processes	Were youth meaningfully engaged in entity processes , including in strategic planning processes?	18.3	<input checked="" type="checkbox"/>	Yes	●	Yes	●				
3. How is the entity organized to deliver coherently FOR and WITH youth?											
A. Coordination arrangements											
Inter-agency coordination	Was the entity engaged in inter-agency coordination on youth at global/regional levels in the year?	14	<input checked="" type="checkbox"/> ^d	n/a	⊗	Yes	●				
B. Internal capacities to deliver on Youth2030											
Internal capacities	Did the entity have personnel in place to deliver on the youth agenda in the year?	15.1	<input checked="" type="checkbox"/>	Yes	●	Yes	●				
	Does the entity have an internal coordination mechanism for its personnel working on youth?	15.2	<input checked="" type="checkbox"/> ^b	Yes	●	Yes	●				
	Did the entity invest in strengthening its organizational capacity on youth in the year?	15.3	<input checked="" type="checkbox"/>	Yes	●	Yes	●				
C. Youth workforce and internships											
Youth workforce	Does the entity undertake data-driven action to increase youth in its workforce and track progress?	16	<input checked="" type="checkbox"/>	Yes	●	Yes	●				
Fair and quality internships	Does the entity undertake data-driven action to improve internships and track progress?	17	<input checked="" type="checkbox"/>	Yes	●	Yes	●				
Policies, processes and platforms for meaningful youth engagement	Does the entity have in place policies, processes and platforms for meaningful youth engagement ?	18.1	<input checked="" type="checkbox"/>	Yes	●	Yes	●				
	Did the entity engage youth (groups) at the global/regional level in the year?	18.2	<input checked="" type="checkbox"/>	Yes	●	Yes	●				

^a Includes a range of programmes, projects and initiatives.

^d Reporting on KPI 14 has been simplified: global and regional inter-agency coordination are integrated into one score. For 2021 scores on KPI 14, please refer to [Youth2030 Snapshot Series 2022](#).

^b Required for entities with 2 or more offices in different locations (special case).

What is the Youth2030 UN Entity Snapshot Series?

In 2022, UN entities self-reported on their progress on Youth2030 against 18 key performance indicators (KPIs) as set out in the [Youth2030 Scorecard for UN Entities](#) ↗

<p>How to read the Youth2030 UN Entity Snapshot</p>	<p>The snapshot</p> <ul style="list-style-type: none"> includes the entity's mandate, geographical presence and priority areas on Youth2030 summarizes the entity's self-reported progress for 2022 	<p>Insights are available on the entity's work</p> <p><input type="checkbox"/> FOR youth</p> <p><input checked="" type="checkbox"/> WITH youth</p>	<p>18 KPIs organized in 42 questions:</p> <ul style="list-style-type: none"> 36 rated questions <ul style="list-style-type: none"> At milestone Moving forward Getting ready 6 non-rated questions, yielding qualitative insights 	<p>The 42 questions are:</p> <ul style="list-style-type: none"> 18 required 24 optional (as relevant to the mandate and geographical presence of the entity)
--	---	--	---	--

18 KPIs including 42 questions distributed across 10 areas of action

Themes	Areas of action	Scores FOR youth	Scores WITH youth
<p>How is the entity advancing global commitments FOR youth and delivering them WITH youth?</p>	Data, evidence, standards	<input checked="" type="checkbox"/> <input checked="" type="checkbox"/> <input checked="" type="checkbox"/> <input checked="" type="checkbox"/> <input checked="" type="checkbox"/> <input checked="" type="checkbox"/> <input checked="" type="checkbox"/> <input checked="" type="checkbox"/> <input checked="" type="checkbox"/>	
	Support to Governments	<input checked="" type="checkbox"/> <input checked="" type="checkbox"/>	
	Programmes, projects, partnerships	<input checked="" type="checkbox"/> <input checked="" type="checkbox"/> <input checked="" type="checkbox"/>	<input checked="" type="checkbox"/> <input checked="" type="checkbox"/>
	Knowledge and capacity	<input checked="" type="checkbox"/> <input checked="" type="checkbox"/> <input checked="" type="checkbox"/> <input checked="" type="checkbox"/>	
	Advocacy	<input checked="" type="checkbox"/> <input checked="" type="checkbox"/> <input checked="" type="checkbox"/>	
<p>How does the entity's strategic planning process support work FOR and WITH youth?</p>	Strategic planning	<input checked="" type="checkbox"/> <input checked="" type="checkbox"/> <input checked="" type="checkbox"/> <input checked="" type="checkbox"/> <input checked="" type="checkbox"/> <input checked="" type="checkbox"/>	<input checked="" type="checkbox"/>
	Funding and transparency	<input checked="" type="checkbox"/> <input checked="" type="checkbox"/> <input checked="" type="checkbox"/> <input checked="" type="checkbox"/>	
<p>How is the entity organized to deliver coherently FOR and WITH youth?</p>	Coordination*	<input checked="" type="checkbox"/>	
	Internal capacities	<input checked="" type="checkbox"/> <input checked="" type="checkbox"/> <input checked="" type="checkbox"/>	<input checked="" type="checkbox"/> <input checked="" type="checkbox"/>
	Youth workforce and internships	<input checked="" type="checkbox"/> <input checked="" type="checkbox"/>	

Part 1. Overview

Mandate

IOM is the leading intergovernmental organization in the field of migration and is committed to the principle that humane and orderly migration benefits both migrants and society.

The entity works in the following fields

Support sustainable development and climate change	Protect and promote human rights	Maintain peace and security	Deliver humanitarian aid	Uphold international law
--	----------------------------------	-----------------------------	--------------------------	--------------------------

Geographical presence

Global	Regional	Country
--------	----------	---------

Action/functions on youth

Data and evidence	Assistance/advisory services	Financing	Advocacy	Operational and management support
Setting standards	Programmes and projects	Coordination	Communications, outreach, visibility	Oversight
Capacity-building	Partnerships	Other (specify)		

Youth2030 priority areas in line with the entity's mandate

<p>Priority area 1 Youth engagement, participation and advocacy</p> <p>Partner with youth-led and youth-serving organizations^b</p> <p>Strengthen youth engagement mechanisms in UN entities</p> <p>Strengthen meaningful youth engagement in intergovernmental/multilateral forums</p> <p>Leverage technology and digital solutions for large-scale outreach to young people</p> <p>Amplify voices of young people and showcase their contributions</p>				
<p>Priority area 2 Informed and healthy foundations</p>	<p>Priority area 3 Economic empowerment through decent work</p>	<p>Priority area 4 Youth and human rights</p>	<p>Priority area 5 Peacebuilding and resilience-building</p>	

* Reporting on KPI 14 has been simplified from four scores in 2021 to one score in 2022.

^b Includes a wide range of formal and informal communities of young people in the form of youth-led and youth-serving federations, unions, organizations, associations, councils, networks, clubs, movements, mechanisms and structures.

Part 2. Entity's performance

How to read: Required KPIs Optional KPIs FOR youth WITH youth

Scores: ● At milestone ● Moving forward ● Getting ready ● Not applicable

Qualitative reporting in [Youth2030 Progress Report 2023](#)

Short description of KPI	Questions	Year	KPI No.	2021		2022		2023		2024	
				Response	Rating	Response	Rating	Response	Rating	Response	Rating
1. How is the entity advancing global commitments FOR youth and delivering them WITH youth?											
A. Make data and evidence on youth available; set standards for work on youth											
Data on youth	Does the entity maintain databases on youth?	5.1	<input checked="" type="checkbox"/>	Yes	▽	Yes	▽				
	Does the entity spearhead development of new indicators on youth?	5.2	<input checked="" type="checkbox"/>	No	▽	Yes	▽				
	Did the entity make new data/data products on youth available in the year?	5.3	<input checked="" type="checkbox"/>	Yes	●	Yes	●				
	Does the entity harness big-data sources for insights on youth issues?	5.4	<input checked="" type="checkbox"/>	No	●	Yes	●				
Evidence on youth	Did the entity make new evidence on Youth2030 priority areas available in the year?	6.1	<input checked="" type="checkbox"/>	Yes	●	Yes	●				
	Did the entity publish best practices/lessons learned documentation on youth in the year?	6.2	<input checked="" type="checkbox"/>	No	▽	Yes	▽				
	Did the entity publish flagship/periodic reports on youth in the year?	6.3	<input checked="" type="checkbox"/>	No	▽	Yes	▽				
	Did the entity complete evaluations on youth in the year?	6.4	<input checked="" type="checkbox"/>	No	●	Yes	●				
Set standards	Did the entity publish new guidance and/or tools on Youth2030 priority areas in the year?	7	<input checked="" type="checkbox"/>	No	●	Yes	●				
B. Support efforts of Governments to work FOR and WITH youth											
Strengthen national policies	Did the entity strengthen national policies on youth/mainstream youth issues in the year?	9	<input checked="" type="checkbox"/>	Yes	●	Yes	●				
Leave No Youth Behind	Did the entity strengthen capacities of Governments to design and deliver Leave No Youth Behind strategies in the year?	10	<input checked="" type="checkbox"/>	Yes	●	n/a	●				
C. Establish programmes, projects and partnerships FOR and WITH youth											
Joint programmes and multistakeholder initiatives	Did the entity support joint programmes and/or multistakeholder initiatives on youth in the year?	11	<input checked="" type="checkbox"/>	No	●	n/a	●				
Partnerships and investments for innovation	Did the entity establish partnerships for innovations on youth in the year?	12.1	<input checked="" type="checkbox"/>	No	●	Yes	●				
	Did the entity directly fund youth-led organizations to undertake projects in the year?	12.2	<input checked="" type="checkbox"/>	n/a	●	Yes	●				
D. Build capacity of stakeholders and support exchange of knowledge on youth											
Build capacity of external stakeholders	Does the entity maintain knowledge portal(s) with information relevant to youth?	8.1	<input checked="" type="checkbox"/>	Yes	●	Yes	●				
	Did the entity invest in capacity-building of external stakeholders on youth in the year?	8.2	<input checked="" type="checkbox"/>	Yes	●	Yes	●				
	Does the entity support/host/partner with any open-source e-learning platforms for online learning?	8.3	<input checked="" type="checkbox"/>	No	●	Yes	●				
	Did the entity facilitate knowledge exchange on youth issues in the year?	8.4	<input checked="" type="checkbox"/>	Yes	●	Yes	●				
E. Advocate and communicate FOR and WITH youth											
Communication and advocacy	Did the entity support advocacy events on youth in intergovernmental forums/summits/conferences?	13.1	<input checked="" type="checkbox"/>	Yes	●	Yes	●				
	Did the entity support commemoration of international day events relevant to youth in the year?	13.2	<input checked="" type="checkbox"/>	Yes	●	Yes	●				
	Did the entity support/activate campaigns on Youth2030 priority areas in the year?	13.3	<input checked="" type="checkbox"/>	Yes	●	Yes	●				
Meaningful youth engagement in support to Governments	Were youth meaningfully engaged in entity support to Governments/intergovernmental processes ?	18.4	<input checked="" type="checkbox"/>	Yes	●	Yes	●				
Meaningful youth engagement in programmes, projects and campaigns	Were youth meaningfully engaged in UN-led programmes, projects and campaigns ?	18.5	<input checked="" type="checkbox"/>	Yes	●	Yes	●				
2. How does the entity's strategic planning process support work FOR and WITH youth?											
A. Strategic planning											
Results for youth in strategic plans	Does the entity have guiding instruments (strategic plan/equivalent) for its work on youth?	1.1	<input checked="" type="checkbox"/>	Yes	▽	Yes	▽				
	Does the situational analysis in the entity's strategic plan include insights on youth issues ?	1.2	<input checked="" type="checkbox"/>	Yes	●	Yes	●				
	Does the strategic plan of the entity include results FOR youth ?	1.3	<input checked="" type="checkbox"/>	Yes	●	Yes	●				
Alignment of youth work in UN entities to Youth2030	Are the entity's programmes on youth aligned to Youth2030 priority areas ?	2.1	<input checked="" type="checkbox"/>	Yes	●	Yes	●				
	Does the human resources plan include work on strengthening internships and increasing the youth workforce ?	2.2	<input checked="" type="checkbox"/>	Yes	●	Yes	●				
	Does the entity's communication and advocacy strategy or plan include youth?	2.3	<input checked="" type="checkbox"/>	Yes	●	Yes	●				
B. Funding and transparency											
Funding for youth	Does the entity have a marker/tagging system to track resources on youth?	3.1	<input checked="" type="checkbox"/>	No	●	Yes	●				
	Did the entity spend/utilize the funding allocated for youth-related activities in the year?	3.2.1	<input checked="" type="checkbox"/>	No	●	Yes	●				
	Is information available on the proportion of the entity's total expenditure spent on youth-related activities in the year?	3.2.2	<input checked="" type="checkbox"/>	No	▽	Yes	▽				
Transparency	Did the annual report of the entity include results achieved/funds utilized on youth in the year?	4	<input checked="" type="checkbox"/>	No	●	Yes	●				
Meaningful youth engagement in entity processes	Were youth meaningfully engaged in entity processes , including in strategic planning processes?	18.3	<input checked="" type="checkbox"/>	No	●	Yes	●				
3. How is the entity organized to deliver coherently FOR and WITH youth?											
A. Coordination arrangements											
Inter-agency coordination	Was the entity engaged in inter-agency coordination on youth at global/regional levels in the year?	14	<input checked="" type="checkbox"/> ^d	n/a	⊗	Yes	●				
B. Internal capacities to deliver on Youth2030											
Internal capacities	Did the entity have personnel in place to deliver on the youth agenda in the year?	15.1	<input checked="" type="checkbox"/>	Yes	●	Yes	●				
	Does the entity have an internal coordination mechanism for its personnel working on youth?	15.2	<input checked="" type="checkbox"/> ^e	Yes	●	Yes	●				
	Did the entity invest in strengthening its organizational capacity on youth in the year?	15.3	<input checked="" type="checkbox"/>	Yes	●	Yes	●				
C. Youth workforce and internships											
Youth workforce	Does the entity undertake data-driven action to increase youth in its workforce and track progress?	16	<input checked="" type="checkbox"/>	Yes	●	Yes	●				
Fair and quality internships	Does the entity undertake data-driven action to improve internships and track progress?	17	<input checked="" type="checkbox"/>	Yes	●	Yes	●				
Policies, processes and platforms for meaningful youth engagement	Does the entity have in place policies, processes and platforms for meaningful youth engagement ?	18.1	<input checked="" type="checkbox"/>	Yes	●	No	●				
	Did the entity engage youth (groups) at the global/regional level in the year?	18.2	<input checked="" type="checkbox"/>	Yes	●	Yes	●				

^c Includes a range of programmes, projects and initiatives.

^d Reporting on KPI 14 has been simplified: global and regional inter-agency coordination are integrated into one score. For 2021 scores on KPI 14, please refer to [Youth2030 Snapshot Series 2022](#).

^e Required for entities with 2 or more offices in different locations (special case).

What is the Youth2030 UN Entity Snapshot Series?

In 2022, UN entities self-reported on their progress on Youth2030 against 18 key performance indicators (KPIs) as set out in the [Youth2030 Scorecard for UN Entities](#) ↗

<p>How to read the Youth2030 UN Entity Snapshot</p>	<p>The snapshot</p> <ul style="list-style-type: none"> includes the entity's mandate, geographical presence and priority areas on Youth2030 summarizes the entity's self-reported progress for 2022 	<p>Insights are available on the entity's work</p> <p><input type="checkbox"/> FOR youth</p> <p><input checked="" type="checkbox"/> WITH youth</p>	<p>18 KPIs organized in 42 questions:</p> <ul style="list-style-type: none"> 36 rated questions <ul style="list-style-type: none"> At milestone Moving forward Getting ready 6 non-rated questions, yielding qualitative insights 	<p>The 42 questions are:</p> <ul style="list-style-type: none"> 18 required 24 optional (as relevant to the mandate and geographical presence of the entity)
--	---	--	---	--

18 KPIs including 42 questions distributed across 10 areas of action

Themes	Areas of action	Scores FOR youth	Scores WITH youth
<p>How is the entity advancing global commitments FOR youth and delivering them WITH youth?</p>	Data, evidence, standards	<input checked="" type="checkbox"/> <input checked="" type="checkbox"/> <input checked="" type="checkbox"/> <input checked="" type="checkbox"/> <input checked="" type="checkbox"/> <input checked="" type="checkbox"/> <input checked="" type="checkbox"/> <input checked="" type="checkbox"/> <input checked="" type="checkbox"/>	
	Support to Governments	<input checked="" type="checkbox"/> <input checked="" type="checkbox"/>	
	Programmes, projects, partnerships	<input checked="" type="checkbox"/> <input checked="" type="checkbox"/> <input checked="" type="checkbox"/>	<input checked="" type="checkbox"/> <input checked="" type="checkbox"/>
	Knowledge and capacity	<input checked="" type="checkbox"/> <input checked="" type="checkbox"/> <input checked="" type="checkbox"/> <input checked="" type="checkbox"/>	
	Advocacy	<input checked="" type="checkbox"/> <input checked="" type="checkbox"/> <input checked="" type="checkbox"/>	
<p>How does the entity's strategic planning process support work FOR and WITH youth?</p>	Strategic planning	<input checked="" type="checkbox"/> <input checked="" type="checkbox"/> <input checked="" type="checkbox"/> <input checked="" type="checkbox"/> <input checked="" type="checkbox"/> <input checked="" type="checkbox"/>	<input checked="" type="checkbox"/>
	Funding and transparency	<input checked="" type="checkbox"/> <input checked="" type="checkbox"/> <input checked="" type="checkbox"/> <input checked="" type="checkbox"/>	
<p>How is the entity organized to deliver coherently FOR and WITH youth?</p>	Coordination*	<input checked="" type="checkbox"/>	
	Internal capacities	<input checked="" type="checkbox"/> <input checked="" type="checkbox"/> <input checked="" type="checkbox"/>	<input checked="" type="checkbox"/> <input checked="" type="checkbox"/>
	Youth workforce and internships	<input checked="" type="checkbox"/> <input checked="" type="checkbox"/>	

Part 1. Overview

Mandate

ITC fosters inclusive and sustainable economic development, contributes to achieving the SDGs, and works towards creating "trade impact for good".

The entity works in the following fields

Support sustainable development and climate change	Protect and promote human rights	Maintain peace and security	Deliver humanitarian aid	Uphold international law
--	----------------------------------	-----------------------------	--------------------------	--------------------------

Geographical presence

Global	Regional	Country
--------	----------	---------

Action/functions on youth

Data and evidence	Assistance/advisory services	Financing	Advocacy	Operational and management support
Setting standards	Programmes and projects	Coordination	Communications, outreach, visibility	Oversight
Capacity-building	Partnerships	Other (specify)		

Youth2030 priority areas in line with the entity's mandate

<p>Priority area 1 Youth engagement, participation and advocacy</p> <p>Partner with youth-led and youth-serving organizations^b</p> <p>Strengthen youth engagement mechanisms in UN entities</p> <p>Strengthen meaningful youth engagement in intergovernmental/multilateral forums</p> <p>Leverage technology and digital solutions for large-scale outreach to young people</p> <p>Amplify voices of young people and showcase their contributions</p>				
<p>Priority area 2 Informed and healthy foundations</p>	<p>Priority area 3 Economic empowerment through decent work</p>	<p>Priority area 4 Youth and human rights</p>	<p>Priority area 5 Peacebuilding and resilience-building</p>	

* Reporting on KPI 14 has been simplified from four scores in 2021 to one score in 2022.

^b Includes a wide range of formal and informal communities of young people in the form of youth-led and youth-serving federations, unions, organizations, associations, councils, networks, clubs, movements, mechanisms and structures.

Part 2. Entity's performance

How to read: Required KPIs Optional KPIs FOR youth WITH youth

Scores: At milestone Moving forward Getting ready Not applicable

Qualitative reporting in [Youth2030 Progress Report 2023](#)

Short description of KPI	Questions	Year	KPI No.	2021		2022		2023		2024	
				Response	Rating	Response	Rating	Response	Rating	Response	Rating
1. How is the entity advancing global commitments FOR youth and delivering them WITH youth?											
A. Make data and evidence on youth available; set standards for work on youth											
Data on youth	Does the entity maintain databases on youth?	5.1	<input checked="" type="checkbox"/>	Yes	<input type="checkbox"/>	Yes	<input type="checkbox"/>				
	Does the entity spearhead development of new indicators on youth?	5.2	<input checked="" type="checkbox"/>	Yes	<input type="checkbox"/>	Yes	<input type="checkbox"/>				
	Did the entity make new data/data products on youth available in the year?	5.3	<input checked="" type="checkbox"/>	Yes	<input checked="" type="checkbox"/>	Yes	<input checked="" type="checkbox"/>				
	Does the entity harness big-data sources for insights on youth issues?	5.4	<input checked="" type="checkbox"/>	No	<input type="checkbox"/>	No	<input type="checkbox"/>				
Evidence on youth	Did the entity make new evidence on Youth2030 priority areas available in the year?	6.1	<input checked="" type="checkbox"/>	n/a	<input type="checkbox"/>	Yes	<input checked="" type="checkbox"/>				
	Did the entity publish best practices/lessons learned documentation on youth in the year?	6.2	<input checked="" type="checkbox"/>	n/a	<input type="checkbox"/>	No	<input type="checkbox"/>				
	Did the entity publish flagship/periodic reports on youth in the year?	6.3	<input checked="" type="checkbox"/>	n/a	<input type="checkbox"/>	No	<input type="checkbox"/>				
	Did the entity complete evaluations on youth in the year?	6.4	<input checked="" type="checkbox"/>	No	<input type="checkbox"/>	No	<input type="checkbox"/>				
Set standards	Did the entity publish new guidance and/or tools on Youth2030 priority areas in the year?	7	<input checked="" type="checkbox"/>	n/a	<input type="checkbox"/>	n/a	<input type="checkbox"/>				
B. Support efforts of Governments to work FOR and WITH youth											
Strengthen national policies	Did the entity strengthen national policies on youth/mainstream youth issues in the year?	9	<input checked="" type="checkbox"/>	Yes	<input type="checkbox"/>	Yes	<input type="checkbox"/>				
Leave No Youth Behind	Did the entity strengthen capacities of Governments to design and deliver Leave No Youth Behind strategies in the year?	10	<input checked="" type="checkbox"/>	n/a	<input type="checkbox"/>	n/a	<input type="checkbox"/>				
C. Establish programmes, projects and partnerships FOR and WITH youth											
Joint programmes and multistakeholder initiatives	Did the entity support joint programmes and/or multistakeholder initiatives on youth in the year?	11	<input checked="" type="checkbox"/>	Yes	<input type="checkbox"/>	Yes	<input type="checkbox"/>				
Partnerships and investments for innovation	Did the entity establish partnerships for innovations on youth in the year?	12.1	<input checked="" type="checkbox"/>	n/a	<input type="checkbox"/>	n/a	<input type="checkbox"/>				
	Did the entity directly fund youth-led organizations to undertake projects in the year?	12.2	<input checked="" type="checkbox"/>	n/a	<input type="checkbox"/>	Yes	<input checked="" type="checkbox"/>				
D. Build capacity of stakeholders and support exchange of knowledge on youth											
Build capacity of external stakeholders	Does the entity maintain knowledge portal(s) with information relevant to youth?	8.1	<input checked="" type="checkbox"/>	Yes	<input type="checkbox"/>	Yes	<input checked="" type="checkbox"/>				
	Did the entity invest in capacity-building of external stakeholders on youth in the year?	8.2	<input checked="" type="checkbox"/>	Yes	<input type="checkbox"/>	Yes	<input type="checkbox"/>				
	Does the entity support/host/partner with any open-source e-learning platforms for online learning?	8.3	<input checked="" type="checkbox"/>	Yes	<input checked="" type="checkbox"/>	Yes	<input checked="" type="checkbox"/>				
	Did the entity facilitate knowledge exchange on youth issues in the year?	8.4	<input checked="" type="checkbox"/>	Yes	<input checked="" type="checkbox"/>	Yes	<input checked="" type="checkbox"/>				
E. Advocate and communicate FOR and WITH youth											
Communication and advocacy	Did the entity support advocacy events on youth in intergovernmental forums/summits/conferences?	13.1	<input checked="" type="checkbox"/>	Yes	<input checked="" type="checkbox"/>	Yes	<input checked="" type="checkbox"/>				
	Did the entity support commemoration of international day events relevant to youth in the year?	13.2	<input checked="" type="checkbox"/>	Yes	<input checked="" type="checkbox"/>	Yes	<input checked="" type="checkbox"/>				
	Did the entity support/activate campaigns on Youth2030 priority areas in the year?	13.3	<input checked="" type="checkbox"/>	No	<input type="checkbox"/>	No	<input type="checkbox"/>				
Meaningful youth engagement in support to Governments	Were youth meaningfully engaged in entity support to Governments/intergovernmental processes ?	18.4	<input checked="" type="checkbox"/>	Yes	<input type="checkbox"/>	Yes	<input type="checkbox"/>				
Meaningful youth engagement in programmes, projects and campaigns	Were youth meaningfully engaged in UN-led programmes, projects and campaigns?	18.5	<input checked="" type="checkbox"/>	Yes	<input type="checkbox"/>	Yes	<input type="checkbox"/>				
2. How does the entity's strategic planning process support work FOR and WITH youth?											
A. Strategic planning											
Results for youth in strategic plans	Does the entity have guiding instruments (strategic plan/equivalent) for its work on youth?	1.1	<input checked="" type="checkbox"/>	Yes	<input type="checkbox"/>	Yes	<input type="checkbox"/>				
	Does the situational analysis in the entity's strategic plan include insights on youth issues ?	1.2	<input checked="" type="checkbox"/>	Yes	<input checked="" type="checkbox"/>	Yes	<input checked="" type="checkbox"/>				
	Does the strategic plan of the entity include results FOR youth ?	1.3	<input checked="" type="checkbox"/>	Yes	<input checked="" type="checkbox"/>	Yes	<input checked="" type="checkbox"/>				
Alignment of youth work in UN entities to Youth2030	Are the entity's programmes on youth aligned to Youth2030 priority areas ?	2.1	<input checked="" type="checkbox"/>	Yes	<input type="checkbox"/>	Yes	<input checked="" type="checkbox"/>				
	Does the human resources plan include work on strengthening internships and increasing the youth workforce ?	2.2	<input checked="" type="checkbox"/>	Yes	<input checked="" type="checkbox"/>	Yes	<input checked="" type="checkbox"/>				
	Does the entity's communication and advocacy strategy or plan include youth?	2.3	<input checked="" type="checkbox"/>	No	<input type="checkbox"/>	Yes	<input type="checkbox"/>				
B. Funding and transparency											
Funding for youth	Does the entity have a marker/tagging system to track resources on youth?	3.1	<input checked="" type="checkbox"/>	Yes	<input checked="" type="checkbox"/>	Yes	<input checked="" type="checkbox"/>				
	Did the entity spend/utilize the funding allocated for youth-related activities in the year?	3.2.1	<input checked="" type="checkbox"/>	Yes	<input checked="" type="checkbox"/>	Yes	<input checked="" type="checkbox"/>				
	Is information available on the proportion of the entity's total expenditure spent on youth-related activities in the year?	3.2.2	<input checked="" type="checkbox"/>	Yes	<input type="checkbox"/>	Yes	<input type="checkbox"/>				
Transparency	Did the annual report of the entity include results achieved/funds utilized on youth in the year?	4	<input checked="" type="checkbox"/>	Yes	<input type="checkbox"/>	Yes	<input checked="" type="checkbox"/>				
Meaningful youth engagement in entity processes	Were youth meaningfully engaged in entity processes , including in strategic planning processes?	18.3	<input checked="" type="checkbox"/>	No	<input type="checkbox"/>	Yes	<input type="checkbox"/>				
3. How is the entity organized to deliver coherently FOR and WITH youth?											
A. Coordination arrangements											
Inter-agency coordination	Was the entity engaged in inter-agency coordination on youth at global/regional levels in the year?	14	<input checked="" type="checkbox"/> ^d	n/a	<input type="checkbox"/>	Yes	<input type="checkbox"/>				
B. Internal capacities to deliver on Youth2030											
Internal capacities	Did the entity have personnel in place to deliver on the youth agenda in the year?	15.1	<input checked="" type="checkbox"/>	Yes	<input type="checkbox"/>	Yes	<input type="checkbox"/>				
	Does the entity have an internal coordination mechanism for its personnel working on youth?	15.2	<input checked="" type="checkbox"/> ^b	Yes	<input type="checkbox"/>	Yes	<input checked="" type="checkbox"/>				
	Did the entity invest in strengthening its organizational capacity on youth in the year?	15.3	<input checked="" type="checkbox"/>	Yes	<input type="checkbox"/>	Yes	<input type="checkbox"/>				
C. Youth workforce and internships											
Youth workforce	Does the entity undertake data-driven action to increase youth in its workforce and track progress?	16	<input checked="" type="checkbox"/>	Yes	<input type="checkbox"/>	Yes	<input type="checkbox"/>				
Fair and quality internships	Does the entity undertake data-driven action to improve internships and track progress?	17	<input checked="" type="checkbox"/>	Yes	<input checked="" type="checkbox"/>	Yes	<input checked="" type="checkbox"/>				
Policies, processes and platforms for meaningful youth engagement	Does the entity have in place policies, processes and platforms for meaningful youth engagement ?	18.1	<input checked="" type="checkbox"/>	Yes	<input type="checkbox"/>	Yes	<input type="checkbox"/>				
	Did the entity engage youth (groups) at the global/regional level in the year?	18.2	<input checked="" type="checkbox"/>	Yes	<input checked="" type="checkbox"/>	Yes	<input checked="" type="checkbox"/>				

^c Includes a range of programmes, projects and initiatives.

^d Reporting on KPI 14 has been simplified: global and regional inter-agency coordination are integrated into one score. For 2021 scores on KPI 14, please refer to [Youth2030 Snapshot Series 2022](#).

^e Required for entities with 2 or more offices in different locations (special case).

What is the Youth2030 UN Entity Snapshot Series?

In 2022, UN entities self-reported on their progress on Youth2030 against 18 key performance indicators (KPIs) as set out in the [Youth2030 Scorecard for UN Entities](#) ↗

<p>How to read the Youth2030 UN Entity Snapshot</p>	<p>The snapshot</p> <ul style="list-style-type: none"> includes the entity's mandate, geographical presence and priority areas on Youth2030 summarizes the entity's self-reported progress for 2022 	<p>Insights are available on the entity's work</p> <p><input type="checkbox"/> FOR youth</p> <p><input checked="" type="checkbox"/> WITH youth</p>	<p>18 KPIs organized in 42 questions:</p> <ul style="list-style-type: none"> 36 rated questions <ul style="list-style-type: none"> At milestone Moving forward Getting ready 6 non-rated questions, yielding qualitative insights 	<p>The 42 questions are:</p> <ul style="list-style-type: none"> 18 required 24 optional (as relevant to the mandate and geographical presence of the entity)
--	---	--	---	---

18 KPIs including 42 questions distributed across 10 areas of action

Themes	Areas of action	Scores FOR youth	Scores WITH youth
<p>How is the entity advancing global commitments FOR youth and delivering them WITH youth?</p>	Data, evidence, standards	<input checked="" type="checkbox"/> <input checked="" type="checkbox"/> <input checked="" type="checkbox"/> <input checked="" type="checkbox"/> <input checked="" type="checkbox"/> <input checked="" type="checkbox"/> <input checked="" type="checkbox"/> <input checked="" type="checkbox"/> <input checked="" type="checkbox"/>	
	Support to Governments	<input checked="" type="checkbox"/> <input checked="" type="checkbox"/>	
	Programmes, projects, partnerships	<input checked="" type="checkbox"/> <input checked="" type="checkbox"/> <input checked="" type="checkbox"/>	<input checked="" type="checkbox"/> <input checked="" type="checkbox"/>
	Knowledge and capacity	<input checked="" type="checkbox"/> <input checked="" type="checkbox"/> <input checked="" type="checkbox"/> <input checked="" type="checkbox"/>	
	Advocacy	<input checked="" type="checkbox"/> <input checked="" type="checkbox"/> <input checked="" type="checkbox"/>	
<p>How does the entity's strategic planning process support work FOR and WITH youth?</p>	Strategic planning	<input checked="" type="checkbox"/> <input checked="" type="checkbox"/> <input checked="" type="checkbox"/> <input checked="" type="checkbox"/> <input checked="" type="checkbox"/> <input checked="" type="checkbox"/>	<input checked="" type="checkbox"/>
	Funding and transparency	<input checked="" type="checkbox"/> <input checked="" type="checkbox"/> <input checked="" type="checkbox"/> <input checked="" type="checkbox"/>	
<p>How is the entity organized to deliver coherently FOR and WITH youth?</p>	Coordination*	<input checked="" type="checkbox"/>	
	Internal capacities	<input checked="" type="checkbox"/> <input checked="" type="checkbox"/> <input checked="" type="checkbox"/>	<input checked="" type="checkbox"/> <input checked="" type="checkbox"/>
	Youth workforce and internships	<input checked="" type="checkbox"/> <input checked="" type="checkbox"/>	

Part 1. Overview

Mandate

ITU is committed to connecting all the world's people – wherever they live and whatever their means. Through its work, ITU protects and supports everyone's right to communicate.

The entity works in the following fields

Support sustainable development and climate change	Protect and promote human rights	Maintain peace and security	Deliver humanitarian aid	Uphold international law
--	----------------------------------	-----------------------------	--------------------------	--------------------------

Geographical presence

Global	Regional	Country
--------	----------	---------

Action/functions on youth

Data and evidence	Assistance/advisory services	Financing	Advocacy	Operational and management support
Setting standards	Programmes and projects	Coordination	Communications, outreach, visibility	Oversight
Capacity-building	Partnerships	Other (specify)		

Youth2030 priority areas in line with the entity's mandate

<p>Priority area 1 Youth engagement, participation and advocacy</p> <p>Partner with youth-led and youth-serving organizations^b</p> <p>Strengthen youth engagement mechanisms in UN entities</p> <p>Strengthen meaningful youth engagement in intergovernmental/multilateral forums</p> <p>Leverage technology and digital solutions for large-scale outreach to young people</p> <p>Amplify voices of young people and showcase their contributions</p>				
<p>Priority area 2 Informed and healthy foundations</p>	<p>Priority area 3 Economic empowerment through decent work</p>	<p>Priority area 4 Youth and human rights</p>	<p>Priority area 5 Peacebuilding and resilience-building</p>	

* Reporting on KPI 14 has been simplified from four scores in 2021 to one score in 2022.

^b Includes a wide range of formal and informal communities of young people in the form of youth-led and youth-serving federations, unions, organizations, associations, councils, networks, clubs, movements, mechanisms and structures.

Part 2. Entity's performance

How to read: Required KPIs Optional KPIs FOR youth WITH youth

Scores: At milestone Moving forward Getting ready Not applicable

Qualitative reporting in [Youth2030 Progress Report 2023](#)

Short description of KPI	Questions	Year	KPI No.	2021		2022		2023		2024	
				Response	Rating	Response	Rating	Response	Rating	Response	Rating
1. How is the entity advancing global commitments FOR youth and delivering them WITH youth?											
A. Make data and evidence on youth available; set standards for work on youth											
Data on youth	Does the entity maintain databases on youth?	5.1	<input checked="" type="checkbox"/>	No	<input type="checkbox"/>	No	<input type="checkbox"/>				
	Does the entity spearhead development of new indicators on youth?	5.2	<input checked="" type="checkbox"/>	Yes	<input type="checkbox"/>	Yes	<input type="checkbox"/>				
	Did the entity make new data/data products on youth available in the year?	5.3	<input checked="" type="checkbox"/>	Yes	<input checked="" type="checkbox"/>	Yes	<input checked="" type="checkbox"/>				
	Does the entity harness big-data sources for insights on youth issues?	5.4	<input checked="" type="checkbox"/>	No	<input type="checkbox"/>	No	<input type="checkbox"/>				
Evidence on youth	Did the entity make new evidence on Youth2030 priority areas available in the year?	6.1	<input checked="" type="checkbox"/>	n/a	<input type="checkbox"/>	n/a	<input type="checkbox"/>				
	Did the entity publish best practices/lessons learned documentation on youth in the year?	6.2	<input checked="" type="checkbox"/>	n/a	<input type="checkbox"/>	n/a	<input type="checkbox"/>				
	Did the entity publish flagship/periodic reports on youth in the year?	6.3	<input checked="" type="checkbox"/>	n/a	<input type="checkbox"/>	n/a	<input type="checkbox"/>				
	Did the entity complete evaluations on youth in the year?	6.4	<input checked="" type="checkbox"/>	Yes	<input type="checkbox"/>	Yes	<input type="checkbox"/>				
Set standards	Did the entity publish new guidance and/or tools on Youth2030 priority areas in the year?	7	<input checked="" type="checkbox"/>	No	<input type="checkbox"/>	No	<input type="checkbox"/>				
B. Support efforts of Governments to work FOR and WITH youth											
Strengthen national policies	Did the entity strengthen national policies on youth/mainstream youth issues in the year?	9	<input checked="" type="checkbox"/>	No	<input type="checkbox"/>	No	<input type="checkbox"/>				
Leave No Youth Behind	Did the entity strengthen capacities of Governments to design and deliver Leave No Youth Behind strategies in the year?	10	<input checked="" type="checkbox"/>	n/a	<input type="checkbox"/>	n/a	<input type="checkbox"/>				
C. Establish programmes, projects and partnerships FOR and WITH youth											
Joint programmes and multistakeholder initiatives	Did the entity support joint programmes and/or multistakeholder initiatives ^a on youth in the year?	11	<input checked="" type="checkbox"/>	No	<input type="checkbox"/>	n/a	<input type="checkbox"/>				
Partnerships and investments for innovation	Did the entity establish partnerships for innovations on youth in the year?	12.1	<input checked="" type="checkbox"/>	No	<input type="checkbox"/>	Yes	<input type="checkbox"/>				
	Did the entity directly fund youth-led organizations ^a to undertake projects in the year?	12.2	<input checked="" type="checkbox"/>	n/a	<input type="checkbox"/>	n/a	<input type="checkbox"/>				
D. Build capacity of stakeholders and support exchange of knowledge on youth											
Build capacity of external stakeholders	Does the entity maintain knowledge portal(s) with information relevant to youth?	8.1	<input checked="" type="checkbox"/>	No	<input type="checkbox"/>	No	<input type="checkbox"/>				
	Did the entity invest in capacity-building of external stakeholders on youth in the year?	8.2	<input checked="" type="checkbox"/>	No	<input type="checkbox"/>	Yes	<input checked="" type="checkbox"/>				
	Does the entity support/host/partner with any open-source e-learning platforms for online learning?	8.3	<input checked="" type="checkbox"/>	No	<input type="checkbox"/>	Yes	<input checked="" type="checkbox"/>				
	Did the entity facilitate knowledge exchange on youth issues in the year?	8.4	<input checked="" type="checkbox"/>	Yes	<input type="checkbox"/>	Yes	<input checked="" type="checkbox"/>				
E. Advocate and communicate FOR and WITH youth											
Communication and advocacy	Did the entity support advocacy events on youth in intergovernmental forums/summits/conferences?	13.1	<input checked="" type="checkbox"/>	Yes	<input checked="" type="checkbox"/>	Yes	<input checked="" type="checkbox"/>				
	Did the entity support commemoration of international day events relevant to youth in the year?	13.2	<input checked="" type="checkbox"/>	Yes	<input checked="" type="checkbox"/>	Yes	<input checked="" type="checkbox"/>				
	Did the entity support/activate campaigns on Youth2030 priority areas in the year?	13.3	<input checked="" type="checkbox"/>	Yes	<input checked="" type="checkbox"/>	Yes	<input checked="" type="checkbox"/>				
Meaningful youth engagement in support to Governments	Were youth meaningfully engaged in entity support to Governments/intergovernmental processes ?	18.4	<input checked="" type="checkbox"/>	Yes	<input type="checkbox"/>	Yes	<input type="checkbox"/>				
Meaningful youth engagement in programmes, projects and campaigns	Were youth meaningfully engaged in UN-led programmes, projects and campaigns?	18.5	<input checked="" type="checkbox"/>	Yes	<input type="checkbox"/>	Yes	<input type="checkbox"/>				
2. How does the entity's strategic planning process support work FOR and WITH youth?											
A. Strategic planning											
Results for youth in strategic plans	Does the entity have guiding instruments (strategic plan/equivalent) for its work on youth?	1.1	<input checked="" type="checkbox"/>	Yes	<input type="checkbox"/>	Yes	<input type="checkbox"/>				
	Does the situational analysis in the entity's strategic plan include insights on youth issues ?	1.2	<input checked="" type="checkbox"/>	Yes	<input type="checkbox"/>	Yes	<input type="checkbox"/>				
	Does the strategic plan of the entity include results FOR youth ?	1.3	<input checked="" type="checkbox"/>	Yes	<input checked="" type="checkbox"/>	Yes	<input checked="" type="checkbox"/>				
Alignment of youth work in UN entities to Youth2030	Are the entity's programmes on youth aligned to Youth2030 priority areas ?	2.1	<input checked="" type="checkbox"/>	Yes	<input type="checkbox"/>	Yes	<input type="checkbox"/>				
	Does the human resources plan include work on strengthening internships and increasing the youth workforce ?	2.2	<input checked="" type="checkbox"/>	Yes	<input type="checkbox"/>	Yes	<input checked="" type="checkbox"/>				
	Does the entity's communication and advocacy strategy or plan include youth?	2.3	<input checked="" type="checkbox"/>	Yes	<input type="checkbox"/>	Yes	<input type="checkbox"/>				
B. Funding and transparency											
Funding for youth	Does the entity have a marker/tagging system to track resources on youth?	3.1	<input checked="" type="checkbox"/>	No	<input type="checkbox"/>	No	<input type="checkbox"/>				
	Did the entity spend/utilize the funding allocated for youth-related activities in the year?	3.2.1	<input checked="" type="checkbox"/>	Yes	<input type="checkbox"/>	Yes	<input type="checkbox"/>				
	Is information available on the proportion of the entity's total expenditure spent on youth-related activities in the year?	3.2.2	<input checked="" type="checkbox"/>	No	<input type="checkbox"/>	No	<input type="checkbox"/>				
Transparency	Did the annual report of the entity include results achieved/funds utilized on youth in the year?	4	<input checked="" type="checkbox"/>	Yes	<input type="checkbox"/>	Yes	<input type="checkbox"/>				
Meaningful youth engagement in entity processes	Were youth meaningfully engaged in entity processes , including in strategic planning processes?	18.3	<input checked="" type="checkbox"/>	Yes	<input checked="" type="checkbox"/>	Yes	<input checked="" type="checkbox"/>				
3. How is the entity organized to deliver coherently FOR and WITH youth?											
A. Coordination arrangements											
Inter-agency coordination	Was the entity engaged in inter-agency coordination on youth at global/regional levels in the year?	14	<input checked="" type="checkbox"/> ^d	n/a	<input type="checkbox"/>	Yes	<input type="checkbox"/>				
B. Internal capacities to deliver on Youth2030											
Internal capacities	Did the entity have personnel in place to deliver on the youth agenda in the year?	15.1	<input checked="" type="checkbox"/>	Yes	<input checked="" type="checkbox"/>	Yes	<input checked="" type="checkbox"/>				
	Does the entity have an internal coordination mechanism for its personnel working on youth?	15.2	<input checked="" type="checkbox"/> ^e	Yes	<input checked="" type="checkbox"/>	Yes	<input checked="" type="checkbox"/>				
	Did the entity invest in strengthening its organizational capacity on youth in the year?	15.3	<input checked="" type="checkbox"/>	Yes	<input type="checkbox"/>	Yes	<input type="checkbox"/>				
C. Youth workforce and internships											
Youth workforce	Does the entity undertake data-driven action to increase youth in its workforce and track progress?	16	<input checked="" type="checkbox"/>	No	<input type="checkbox"/>	Yes	<input type="checkbox"/>				
Fair and quality internships	Does the entity undertake data-driven action to improve internships and track progress?	17	<input checked="" type="checkbox"/>	Yes	<input type="checkbox"/>	Yes	<input type="checkbox"/>				
Policies, processes and platforms for meaningful youth engagement	Does the entity have in place policies, processes and platforms for meaningful youth engagement ?	18.1	<input checked="" type="checkbox"/>	Yes	<input type="checkbox"/>	Yes	<input type="checkbox"/>				
	Did the entity engage youth (groups) at the global/regional level in the year?	18.2	<input checked="" type="checkbox"/>	Yes	<input checked="" type="checkbox"/>	Yes	<input checked="" type="checkbox"/>				

^a Includes a range of programmes, projects and initiatives.

^d Reporting on KPI 14 has been simplified: global and regional inter-agency coordination are integrated into one score. For 2021 scores on KPI 14, please refer to [Youth2030 Snapshot Series 2022](#).

^e Required for entities with 2 or more offices in different locations (special case).

UN ENTITY SNAPSHOT SERIES

Office for the Coordination of Humanitarian Affairs (OCHA)

What is the Youth2030 UN Entity Snapshot Series?

In 2022, UN entities self-reported on their progress on Youth2030 against 18 key performance indicators (KPIs) as set out in the [Youth2030 Scorecard for UN Entities](#)

<p>How to read the Youth2030 UN Entity Snapshot</p>	<p>The snapshot</p> <ul style="list-style-type: none"> includes the entity's mandate, geographical presence and priority areas on Youth2030 summarizes the entity's self-reported progress for 2022 	<p>Insights are available on the entity's work</p> <p><input type="checkbox"/> FOR youth</p> <p><input checked="" type="checkbox"/> WITH youth</p>	<p>18 KPIs organized in 42 questions:</p> <ul style="list-style-type: none"> 36 rated questions <ul style="list-style-type: none"> At milestone Moving forward Getting ready 6 non-rated questions, yielding qualitative insights 	<p>The 42 questions are:</p> <ul style="list-style-type: none"> 18 required 24 optional (as relevant to the mandate and geographical presence of the entity)
--	---	--	---	---

18 KPIs including 42 questions distributed across 10 areas of action

Themes	Areas of action	Scores FOR youth	Scores WITH youth
<p>How is the entity advancing global commitments FOR youth and delivering them WITH youth?</p>	Data, evidence, standards	<input checked="" type="checkbox"/> <input checked="" type="checkbox"/> <input checked="" type="checkbox"/> <input checked="" type="checkbox"/> <input checked="" type="checkbox"/> <input checked="" type="checkbox"/> <input checked="" type="checkbox"/> <input checked="" type="checkbox"/> <input checked="" type="checkbox"/>	
	Support to Governments	<input checked="" type="checkbox"/> <input checked="" type="checkbox"/>	
	Programmes, projects, partnerships	<input checked="" type="checkbox"/> <input checked="" type="checkbox"/> <input checked="" type="checkbox"/>	<input checked="" type="checkbox"/> <input checked="" type="checkbox"/>
	Knowledge and capacity	<input checked="" type="checkbox"/> <input checked="" type="checkbox"/> <input checked="" type="checkbox"/> <input checked="" type="checkbox"/>	
	Advocacy	<input checked="" type="checkbox"/> <input checked="" type="checkbox"/> <input checked="" type="checkbox"/>	
<p>How does the entity's strategic planning process support work FOR and WITH youth?</p>	Strategic planning	<input checked="" type="checkbox"/> <input checked="" type="checkbox"/> <input checked="" type="checkbox"/> <input checked="" type="checkbox"/> <input checked="" type="checkbox"/> <input checked="" type="checkbox"/>	<input checked="" type="checkbox"/>
	Funding and transparency	<input checked="" type="checkbox"/> <input checked="" type="checkbox"/> <input checked="" type="checkbox"/> <input checked="" type="checkbox"/>	
<p>How is the entity organized to deliver coherently FOR and WITH youth?</p>	Coordination*	<input checked="" type="checkbox"/>	
	Internal capacities	<input checked="" type="checkbox"/> <input checked="" type="checkbox"/> <input checked="" type="checkbox"/>	<input checked="" type="checkbox"/> <input checked="" type="checkbox"/>
	Youth workforce and internships	<input checked="" type="checkbox"/> <input checked="" type="checkbox"/>	

Part 1. Overview

Mandate

OCHA contributes to principled and effective humanitarian response through coordination, advocacy, policy, information management and humanitarian financing tools and services.

The entity works in the following fields

Support sustainable development and climate change	Protect and promote human rights	Maintain peace and security	Deliver humanitarian aid	Uphold international law
--	----------------------------------	-----------------------------	---------------------------------	--------------------------

Geographical presence

Global	Regional	Country
---------------	----------	---------

Action/functions on youth

Data and evidence	Assistance/advisory services	Financing	Advocacy	Operational and management support
Setting standards	Programmes and projects	Coordination	Communications, outreach, visibility	Oversight
Capacity-building	Partnerships	Other (specify)		

Youth2030 priority areas in line with the entity's mandate

<p>Priority area 1 Youth engagement, participation and advocacy</p> <p>Partner with youth-led and youth-serving organizations^b</p> <p>Strengthen youth engagement mechanisms in UN entities</p> <p>Strengthen meaningful youth engagement in intergovernmental/multilateral forums</p> <p>Leverage technology and digital solutions for large-scale outreach to young people</p> <p>Amplify voices of young people and showcase their contributions</p>				
<p>Priority area 2 Informed and healthy foundations</p>	<p>Priority area 3 Economic empowerment through decent work</p>	<p>Priority area 4 Youth and human rights</p>	<p>Priority area 5 Peacebuilding and resilience-building</p>	

^a Reporting on KPI 14 has been simplified from four scores in 2021 to one score in 2022.

^b Includes a wide range of formal and informal communities of young people in the form of youth-led and youth-serving federations, unions, organizations, associations, councils, networks, clubs, movements, mechanisms and structures.

Part 2. Entity's performance

How to read: Required KPIs Optional KPIs FOR youth WITH youth

Scores: At milestone Moving forward Getting ready Not applicable

Qualitative reporting in [Youth2030 Progress Report 2023](#)

Short description of KPI	Questions	Year	2021		2022		2023		2024	
			KPI No.	Response	Rating	Response	Rating	Response	Rating	Response
1. How is the entity advancing global commitments FOR youth and delivering them WITH youth?										
A. Make data and evidence on youth available; set standards for work on youth										
Data on youth	Does the entity maintain databases on youth?	5.1	<input checked="" type="checkbox"/>	n/a	▽	n/a	▽			
	Does the entity spearhead development of new indicators on youth?	5.2	<input checked="" type="checkbox"/>	n/a	▽	n/a	▽			
	Did the entity make new data/data products on youth available in the year?	5.3	<input checked="" type="checkbox"/>	n/a	●	n/a	●			
	Does the entity harness big-data sources for insights on youth issues?	5.4	<input checked="" type="checkbox"/>	n/a	●	n/a	●			
Evidence on youth	Did the entity make new evidence on Youth2030 priority areas available in the year?	6.1	<input checked="" type="checkbox"/>	Yes	<input checked="" type="checkbox"/>	No	<input type="checkbox"/>			
	Did the entity publish best practices/lessons learned documentation on youth in the year?	6.2	<input checked="" type="checkbox"/>	Yes	▽	No	▽			
	Did the entity publish flagship/periodic reports on youth in the year?	6.3	<input checked="" type="checkbox"/>	Yes	▽	No	▽			
	Did the entity complete evaluations on youth in the year?	6.4	<input checked="" type="checkbox"/>	No	<input type="checkbox"/>	No	<input type="checkbox"/>			
Set standards	Did the entity publish new guidance and/or tools on Youth2030 priority areas in the year?	7	<input checked="" type="checkbox"/>	Yes	<input checked="" type="checkbox"/>	Yes	<input checked="" type="checkbox"/>			
B. Support efforts of Governments to work FOR and WITH youth										
Strengthen national policies	Did the entity strengthen national policies on youth/mainstream youth issues in the year?	9	<input checked="" type="checkbox"/>	n/a	●	n/a	●			
Leave No Youth Behind	Did the entity strengthen capacities of Governments to design and deliver Leave No Youth Behind strategies in the year?	10	<input checked="" type="checkbox"/>	n/a	●	n/a	●			
C. Establish programmes, projects and partnerships FOR and WITH youth										
Joint programmes and multistakeholder initiatives	Did the entity support joint programmes and/or multistakeholder initiatives ^a on youth in the year?	11	<input checked="" type="checkbox"/>	n/a	●	n/a	●			
Partnerships and investments for innovation	Did the entity establish partnerships for innovations on youth in the year?	12.1	<input checked="" type="checkbox"/>	n/a	●	n/a	●			
	Did the entity directly fund youth-led organizations ^a to undertake projects in the year?	12.2	<input checked="" type="checkbox"/>	n/a	●	n/a	●			
D. Build capacity of stakeholders and support exchange of knowledge on youth										
Build capacity of external stakeholders	Does the entity maintain knowledge portal(s) with information relevant to youth?	8.1	<input checked="" type="checkbox"/>	Yes	<input checked="" type="checkbox"/>	Yes	<input checked="" type="checkbox"/>			
	Did the entity invest in capacity-building of external stakeholders on youth in the year?	8.2	<input checked="" type="checkbox"/>	▽	<input type="checkbox"/>	n/a	●			
	Does the entity support/host/partner with any open-source e-learning platforms for online learning?	8.3	<input checked="" type="checkbox"/>	▽	●	n/a	●			
	Did the entity facilitate knowledge exchange on youth issues in the year?	8.4	<input checked="" type="checkbox"/>	Yes	<input checked="" type="checkbox"/>	Yes	<input checked="" type="checkbox"/>			
E. Advocate and communicate FOR and WITH youth										
Communication and advocacy	Did the entity support advocacy events on youth in intergovernmental forums/summits/conferences?	13.1	<input checked="" type="checkbox"/>	Yes	<input checked="" type="checkbox"/>	Yes	<input checked="" type="checkbox"/>			
	Did the entity support commemoration of international day events relevant to youth in the year?	13.2	<input checked="" type="checkbox"/>	Yes	●	No	<input type="checkbox"/>			
	Did the entity support/activate campaigns on Youth2030 priority areas in the year?	13.3	<input checked="" type="checkbox"/>	Yes	<input checked="" type="checkbox"/>	No	<input type="checkbox"/>			
Meaningful youth engagement in support to Governments	Were youth meaningfully engaged in entity support to Governments/intergovernmental processes ?	18.4	<input checked="" type="checkbox"/>	n/a	●	n/a	●			
Meaningful youth engagement in programmes, projects and campaigns	Were youth meaningfully engaged in UN-led programmes, projects and campaigns?	18.5	<input checked="" type="checkbox"/>	Yes	●	n/a	●			
2. How does the entity's strategic planning process support work FOR and WITH youth?										
A. Strategic planning										
Results for youth in strategic plans	Does the entity have guiding instruments (strategic plan/equivalent) for its work on youth?	1.1	<input checked="" type="checkbox"/>	Yes	▽	Yes	▽			
	Does the situational analysis in the entity's strategic plan include insights on youth issues ?	1.2	<input checked="" type="checkbox"/>	No	<input type="checkbox"/>	Yes	●			
	Does the strategic plan of the entity include results FOR youth ?	1.3	<input checked="" type="checkbox"/>	No	<input type="checkbox"/>	No	<input type="checkbox"/>			
Alignment of youth work in UN entities to Youth2030	Are the entity's programmes on youth aligned to Youth2030 priority areas ?	2.1	<input checked="" type="checkbox"/>	n/a	●	n/a	●			
	Does the human resources plan include work on strengthening internships and increasing the youth workforce ?	2.2	<input checked="" type="checkbox"/>	Yes	●	Yes	<input checked="" type="checkbox"/>			
	Does the entity's communication and advocacy strategy or plan include youth?	2.3	<input checked="" type="checkbox"/>	No	<input type="checkbox"/>	n/a	●			
B. Funding and transparency										
Funding for youth	Does the entity have a marker/tagging system to track resources on youth?	3.1	<input checked="" type="checkbox"/>	Yes	<input checked="" type="checkbox"/>	Yes	●			
	Did the entity spend/utilize the funding allocated for youth-related activities in the year?	3.2.1	<input checked="" type="checkbox"/>	Yes	●	No	<input type="checkbox"/>			
	Is information available on the proportion of the entity's total expenditure spent on youth-related activities in the year?	3.2.2	<input checked="" type="checkbox"/>	Yes	▽	No	▽			
Transparency	Did the annual report of the entity include results achieved/funds utilized on youth in the year?	4	<input checked="" type="checkbox"/>	No	<input type="checkbox"/>	No	<input type="checkbox"/>			
Meaningful youth engagement in entity processes	Were youth meaningfully engaged in entity processes , including in strategic planning processes?	18.3	<input checked="" type="checkbox"/>	No	<input type="checkbox"/>	No	<input type="checkbox"/>			
3. How is the entity organized to deliver coherently FOR and WITH youth?										
A. Coordination arrangements										
Inter-agency coordination	Was the entity engaged in inter-agency coordination on youth at global/regional levels in the year?	14	<input checked="" type="checkbox"/> ^d	n/a	⊗	Yes	●			
B. Internal capacities to deliver on Youth2030										
Internal capacities	Did the entity have personnel in place to deliver on the youth agenda in the year?	15.1	<input checked="" type="checkbox"/> ^e	No	<input type="checkbox"/>	No	<input type="checkbox"/>			
	Does the entity have an internal coordination mechanism for its personnel working on youth?	15.2	<input checked="" type="checkbox"/> ^e	No	<input type="checkbox"/>	No	<input type="checkbox"/>			
	Did the entity invest in strengthening its organizational capacity on youth in the year?	15.3	<input checked="" type="checkbox"/> ^e	No	<input type="checkbox"/>	No	<input type="checkbox"/>			
C. Youth workforce and internships										
Youth workforce	Does the entity undertake data-driven action to increase youth in its workforce and track progress?	16	<input checked="" type="checkbox"/>	No	<input type="checkbox"/>	Yes	●			
Fair and quality internships	Does the entity undertake data-driven action to improve internships and track progress?	17	<input checked="" type="checkbox"/>	Yes	●	Yes	●			
Policies, processes and platforms for meaningful youth engagement	Does the entity have in place policies, processes and platforms for meaningful youth engagement ?	18.1	<input checked="" type="checkbox"/>	Yes	<input type="checkbox"/>	Yes	●			
	Did the entity engage youth (groups) at the global/regional level in the year?	18.2	<input checked="" type="checkbox"/>	Yes	●	Yes	●			

^a Includes a range of programmes, projects and initiatives.

^d Reporting on KPI 14 has been simplified: global and regional inter-agency coordination are integrated into one score. For 2021 scores on KPI 14, please refer to [Youth2030 Snapshot Series 2022](#).

^e Required for entities with 2 or more offices in different locations (special case).

What is the Youth2030 UN Entity Snapshot Series?

In 2022, UN entities self-reported on their progress on Youth2030 against 18 key performance indicators (KPIs) as set out in the [Youth2030 Scorecard for UN Entities](#) ↗

<p>How to read the Youth2030 UN Entity Snapshot</p>	<p>The snapshot</p> <ul style="list-style-type: none"> includes the entity's mandate, geographical presence and priority areas on Youth2030 summarizes the entity's self-reported progress for 2022 	<p>Insights are available on the entity's work</p> <p><input type="checkbox"/> FOR youth</p> <p><input checked="" type="checkbox"/> WITH youth</p>	<p>18 KPIs organized in 42 questions:</p> <ul style="list-style-type: none"> 36 rated questions <ul style="list-style-type: none"> At milestone Moving forward Getting ready 6 non-rated questions, yielding qualitative insights 	<p>The 42 questions are:</p> <ul style="list-style-type: none"> 18 required 24 optional (as relevant to the mandate and geographical presence of the entity)
--	---	--	---	---

18 KPIs including 42 questions distributed across 10 areas of action

Themes	Areas of action	Scores FOR youth	Scores WITH youth
How is the entity advancing global commitments FOR youth and delivering them WITH youth?	Data, evidence, standards	✓ ✓ ✓ ✓ ✓ ✓ ✓ ✓ ✓	
	Support to Governments	✓ ✓	
	Programmes, projects, partnerships	✓ ✓ ✓	✓ ✓
	Knowledge and capacity	✓ ✓ ✓ ✓	
	Advocacy	✓ ✓ ✓	
How does the entity's strategic planning process support work FOR and WITH youth?	Strategic planning	✓ ✓ ✓ ✓ ✓ ✓	
	Funding and transparency	✓ ✓ ✓ ✓	✓
How is the entity organized to deliver coherently FOR and WITH youth?	Coordination*	✓	
	Internal capacities	✓ ✓ ✓	✓ ✓
	Youth workforce and internships	✓ ✓	

Part 1. Overview

Mandate

Across the globe, UNOCT leads and coordinates an all-of-UN approach to prevent and counter terrorism and violent extremism.

The entity works in the following fields

Support sustainable development and climate change	Protect and promote human rights	Maintain peace and security	Deliver humanitarian aid	Uphold international law
--	----------------------------------	-----------------------------	--------------------------	--------------------------

Geographical presence

Global	Regional	Country
--------	----------	---------

Action/functions on youth

Data and evidence	Assistance/advisory services	Financing	Advocacy	Operational and management support
Setting standards	Programmes and projects	Coordination	Communications, outreach, visibility	Oversight
Capacity-building	Partnerships	Other (specify)		

Youth2030 priority areas in line with the entity's mandate

Priority area 1 Youth engagement, participation and advocacy				
Partner with youth-led and youth-serving organizations ^b	Strengthen youth engagement mechanisms in UN entities	Strengthen meaningful youth engagement in intergovernmental/multilateral forums	Leverage technology and digital solutions for large-scale outreach to young people	Amplify voices of young people and showcase their contributions
Priority area 2 Informed and healthy foundations	Priority area 3 Economic empowerment through decent work	Priority area 4 Youth and human rights	Priority area 5 Peacebuilding and resilience-building	

^a Reporting on KPI 14 has been simplified from four scores in 2021 to one score in 2022.

^b Includes a wide range of formal and informal communities of young people in the form of youth-led and youth-serving federations, unions, organizations, associations, councils, networks, clubs, movements, mechanisms and structures.

Part 2. Entity's performance

How to read: Required KPIs Optional KPIs FOR youth WITH youth

Scores: At milestone Moving forward Getting ready Not applicable

Qualitative reporting in [Youth2030 Progress Report 2023](#)

Short description of KPI	Questions	Year	KPI No.	2021		2022		2023		2024	
				Response	Rating	Response	Rating	Response	Rating	Response	Rating
1. How is the entity advancing global commitments FOR youth and delivering them WITH youth?											
A. Make data and evidence on youth available; set standards for work on youth											
Data on youth	Does the entity maintain databases on youth?	5.1	<input checked="" type="checkbox"/>	Yes	<input type="checkbox"/>	Yes	<input type="checkbox"/>				
	Does the entity spearhead development of new indicators on youth?	5.2	<input checked="" type="checkbox"/>	Yes	<input type="checkbox"/>	No	<input type="checkbox"/>				
	Did the entity make new data/data products on youth available in the year?	5.3	<input checked="" type="checkbox"/>	Yes	<input checked="" type="checkbox"/>	Yes	<input checked="" type="checkbox"/>				
	Does the entity harness big-data sources for insights on youth issues?	5.4	<input checked="" type="checkbox"/>	No	<input type="checkbox"/>	No	<input type="checkbox"/>				
Evidence on youth	Did the entity make new evidence on Youth2030 priority areas available in the year?	6.1	<input checked="" type="checkbox"/>	Yes	<input checked="" type="checkbox"/>	Yes	<input checked="" type="checkbox"/>				
	Did the entity publish best practices/lessons learned documentation on youth in the year?	6.2	<input checked="" type="checkbox"/>	No	<input type="checkbox"/>	No	<input type="checkbox"/>				
	Did the entity publish flagship/periodic reports on youth in the year?	6.3	<input checked="" type="checkbox"/>	No	<input type="checkbox"/>	No	<input type="checkbox"/>				
	Did the entity complete evaluations on youth in the year?	6.4	<input checked="" type="checkbox"/>	Yes	<input type="checkbox"/>	Yes	<input checked="" type="checkbox"/>				
Set standards	Did the entity publish new guidance and/or tools on Youth2030 priority areas in the year?	7	<input checked="" type="checkbox"/>	Yes	<input checked="" type="checkbox"/>	Yes	<input checked="" type="checkbox"/>				
B. Support efforts of Governments to work FOR and WITH youth											
Strengthen national policies	Did the entity strengthen national policies on youth/mainstream youth issues in the year?	9	<input checked="" type="checkbox"/>	Yes	<input type="checkbox"/>	Yes	<input type="checkbox"/>				
Leave No Youth Behind	Did the entity strengthen capacities of Governments to design and deliver Leave No Youth Behind strategies in the year?	10	<input checked="" type="checkbox"/>	n/a	<input type="checkbox"/>	n/a	<input type="checkbox"/>				
C. Establish programmes, projects and partnerships FOR and WITH youth											
Joint programmes and multistakeholder initiatives	Did the entity support joint programmes and/or multistakeholder initiatives ^a on youth in the year?	11	<input checked="" type="checkbox"/>	Yes	<input type="checkbox"/>	Yes	<input type="checkbox"/>				
Partnerships and investments for innovation	Did the entity establish partnerships for innovations on youth in the year?	12.1	<input checked="" type="checkbox"/>	Yes	<input type="checkbox"/>	n/a	<input type="checkbox"/>				
	Did the entity directly fund youth-led organization ^a to undertake projects in the year?	12.2	<input checked="" type="checkbox"/>	n/a	<input type="checkbox"/>	n/a	<input type="checkbox"/>				
D. Build capacity of stakeholders and support exchange of knowledge on youth											
Build capacity of external stakeholders	Does the entity maintain knowledge portal(s) with information relevant to youth?	8.1	<input checked="" type="checkbox"/>	Yes	<input type="checkbox"/>	Yes	<input checked="" type="checkbox"/>				
	Did the entity invest in capacity-building of external stakeholders on youth in the year?	8.2	<input checked="" type="checkbox"/>	Yes	<input checked="" type="checkbox"/>	Yes	<input checked="" type="checkbox"/>				
	Does the entity support/host/partner with any open-source e-learning platforms for online learning?	8.3	<input checked="" type="checkbox"/>	Yes	<input checked="" type="checkbox"/>	Yes	<input checked="" type="checkbox"/>				
	Did the entity facilitate knowledge exchange on youth issues in the year?	8.4	<input checked="" type="checkbox"/>	Yes	<input checked="" type="checkbox"/>	Yes	<input checked="" type="checkbox"/>				
E. Advocate and communicate FOR and WITH youth											
Communication and advocacy	Did the entity support advocacy events on youth in intergovernmental forums/summits/conferences?	13.1	<input checked="" type="checkbox"/>	Yes	<input checked="" type="checkbox"/>	Yes	<input checked="" type="checkbox"/>				
	Did the entity support commemoration of international day events relevant to youth in the year?	13.2	<input checked="" type="checkbox"/>	Yes	<input checked="" type="checkbox"/>	Yes	<input checked="" type="checkbox"/>				
	Did the entity support/activate campaigns on Youth2030 priority areas in the year?	13.3	<input checked="" type="checkbox"/>	Yes	<input checked="" type="checkbox"/>	Yes	<input checked="" type="checkbox"/>				
Meaningful youth engagement in support to Governments	Were youth meaningfully engaged in entity support to Governments/intergovernmental processes ?	18.4	<input checked="" type="checkbox"/>	Yes	<input checked="" type="checkbox"/>	Yes	<input checked="" type="checkbox"/>				
Meaningful youth engagement in programmes, projects and campaigns	Were youth meaningfully engaged in UN-led programmes, projects and campaigns?	18.5	<input checked="" type="checkbox"/>	Yes	<input checked="" type="checkbox"/>	Yes	<input checked="" type="checkbox"/>				
2. How does the entity's strategic planning process support work FOR and WITH youth?											
A. Strategic planning											
Results for youth in strategic plans	Does the entity have guiding instruments (strategic plan/equivalent) for its work on youth?	1.1	<input checked="" type="checkbox"/>	Yes	<input type="checkbox"/>	Yes	<input type="checkbox"/>				
	Does the situational analysis in the entity's strategic plan include insights on youth issues ?	1.2	<input checked="" type="checkbox"/>	Yes	<input checked="" type="checkbox"/>	Yes	<input checked="" type="checkbox"/>				
	Does the strategic plan of the entity include results FOR youth ?	1.3	<input checked="" type="checkbox"/>	Yes	<input checked="" type="checkbox"/>	Yes	<input checked="" type="checkbox"/>				
Alignment of youth work in UN entities to Youth2030	Are the entity's programmes on youth aligned to Youth2030 priority areas ?	2.1	<input checked="" type="checkbox"/>	Yes	<input type="checkbox"/>	Yes	<input checked="" type="checkbox"/>				
	Does the human resources plan include work on strengthening internships and increasing the youth workforce ?	2.2	<input checked="" type="checkbox"/>	Yes	<input checked="" type="checkbox"/>	Yes	<input checked="" type="checkbox"/>				
	Does the entity's communication and advocacy strategy or plan include youth?	2.3	<input checked="" type="checkbox"/>	Yes	<input type="checkbox"/>	Yes	<input type="checkbox"/>				
B. Funding and transparency											
Funding for youth	Does the entity have a marker/tagging system to track resources on youth?	3.1	<input checked="" type="checkbox"/>	Yes	<input checked="" type="checkbox"/>	Yes	<input checked="" type="checkbox"/>				
	Did the entity spend/utilize the funding allocated for youth-related activities in the year?	3.2.1	<input checked="" type="checkbox"/>	Yes	<input checked="" type="checkbox"/>	Yes	<input checked="" type="checkbox"/>				
	Is information available on the proportion of the entity's total expenditure spent on youth-related activities in the year?	3.2.2	<input checked="" type="checkbox"/>	No	<input type="checkbox"/>	Yes	<input type="checkbox"/>				
Transparency	Did the annual report of the entity include results achieved/funds utilized on youth in the year?	4	<input checked="" type="checkbox"/>	Yes	<input checked="" type="checkbox"/>	Yes	<input checked="" type="checkbox"/>				
Meaningful youth engagement in entity processes	Were youth meaningfully engaged in entity processes , including in strategic planning processes?	18.3	<input checked="" type="checkbox"/>	Yes	<input type="checkbox"/>	Yes	<input type="checkbox"/>				
3. How is the entity organized to deliver coherently FOR and WITH youth?											
A. Coordination arrangements											
Inter-agency coordination	Was the entity engaged in inter-agency coordination on youth at global/regional levels in the year?	14	<input checked="" type="checkbox"/> ^d	n/a	<input type="checkbox"/>	Yes	<input type="checkbox"/>				
B. Internal capacities to deliver on Youth2030											
Internal capacities	Did the entity have personnel in place to deliver on the youth agenda in the year?	15.1	<input checked="" type="checkbox"/>	Yes	<input type="checkbox"/>	Yes	<input checked="" type="checkbox"/>				
	Does the entity have an internal coordination mechanism for its personnel working on youth?	15.2	<input checked="" type="checkbox"/> ^b	Yes	<input checked="" type="checkbox"/>	Yes	<input checked="" type="checkbox"/>				
	Did the entity invest in strengthening its organizational capacity on youth in the year?	15.3	<input checked="" type="checkbox"/>	Yes	<input type="checkbox"/>	Yes	<input type="checkbox"/>				
C. Youth workforce and internships											
Youth workforce	Does the entity undertake data-driven action to increase youth in its workforce and track progress?	16	<input checked="" type="checkbox"/>	Yes	<input type="checkbox"/>	Yes	<input type="checkbox"/>				
Fair and quality internships	Does the entity undertake data-driven action to improve internships and track progress?	17	<input checked="" type="checkbox"/>	Yes	<input type="checkbox"/>	Yes	<input type="checkbox"/>				
Policies, processes and platforms for meaningful youth engagement	Does the entity have in place policies, processes and platforms for meaningful youth engagement ?	18.1	<input checked="" type="checkbox"/>	Yes	<input type="checkbox"/>	Yes	<input type="checkbox"/>				
	Did the entity engage youth (groups) at the global/regional level in the year?	18.2	<input checked="" type="checkbox"/>	Yes	<input checked="" type="checkbox"/>	Yes	<input checked="" type="checkbox"/>				

^a Includes a range of programmes, projects and initiatives.

^d Reporting on KPI 14 has been simplified: global and regional inter-agency coordination are integrated into one score. For 2021 scores on KPI 14, please refer to [Youth2030 Snapshot Series 2022](#).

^b Required for entities with 2 or more offices in different locations (special case).

What is the Youth2030 UN Entity Snapshot Series?

In 2022, UN entities self-reported on their progress on Youth2030 against 18 key performance indicators (KPIs) as set out in the Youth2030 Scorecard for UN Entities				
<p>How to read the Youth2030 UN Entity Snapshot</p>	<p>The snapshot</p> <ul style="list-style-type: none"> includes the entity's mandate, geographical presence and priority areas on Youth2030 summarizes the entity's self-reported progress for 2022 	<p>Insights are available on the entity's work</p> <ul style="list-style-type: none"> <input type="checkbox"/> FOR youth <input checked="" type="checkbox"/> WITH youth 	<p>18 KPIs organized in 42 questions:</p> <ul style="list-style-type: none"> 36 rated questions <ul style="list-style-type: none"> At milestone Moving forward Getting ready 6 non-rated questions, yielding qualitative insights 	<p>The 42 questions are:</p> <ul style="list-style-type: none"> 18 required 24 optional (as relevant to the mandate and geographical presence of the entity)

18 KPIs including 42 questions distributed across 10 areas of action

Themes	Areas of action	Scores FOR youth	Scores WITH youth
How is the entity advancing global commitments FOR youth and delivering them WITH youth?	Data, evidence, standards	☑ ☑ ☑ ☑ ☑ ☑ ☑ ☑ ☑	
	Support to Governments	☑ ☑	
	Programmes, projects, partnerships	☑ ☑ ☑	☑ ☑
	Knowledge and capacity	☑ ☑ ☑ ☑	
	Advocacy	☑ ☑ ☑	
How does the entity's strategic planning process support work FOR and WITH youth?	Strategic planning	☑ ☑ ☑ ☑ ☑ ☑	
	Funding and transparency	☑ ☑ ☑ ☑	☑
How is the entity organized to deliver coherently FOR and WITH youth?	Coordination*	☑	
	Internal capacities	☑ ☑ ☑	☑ ☑
	Youth workforce and internships	☑ ☑	

Part 1. Overview

Mandate

ODA supports multilateral efforts aimed at achieving the ultimate goal of general and complete disarmament under strict and effective international control.

The entity works in the following fields

Support sustainable development and climate change	Protect and promote human rights	Maintain peace and security	Deliver humanitarian aid	Uphold international law
--	----------------------------------	-----------------------------	--------------------------	--------------------------

Geographical presence

Global	Regional	Country
--------	----------	---------

Action/functions on youth

Data and evidence	Assistance/advisory services	Financing	Advocacy	Operational and management support
Setting standards	Programmes and projects	Coordination	Communications, outreach, visibility	Oversight
Capacity-building	Partnerships	Other (specify)		

Youth2030 priority areas in line with the entity's mandate

Priority area 1 Youth engagement, participation and advocacy				
Partner with youth-led and youth-serving organizations ^b	Strengthen youth engagement mechanisms in UN entities	Strengthen meaningful youth engagement in intergovernmental/multilateral forums	Leverage technology and digital solutions for large-scale outreach to young people	Amplify voices of young people and showcase their contributions
Priority area 2 Informed and healthy foundations	Priority area 3 Economic empowerment through decent work	Priority area 4 Youth and human rights	Priority area 5 Peacebuilding and resilience-building	

* Reporting on KPI 14 has been simplified from four scores in 2021 to one score in 2022.

^b Includes a wide range of formal and informal communities of young people in the form of youth-led and youth-serving federations, unions, organizations, associations, councils, networks, clubs, movements, mechanisms and structures.

Part 2. Entity's performance

How to read: Required KPIs Optional KPIs FOR youth WITH youth

Scores: At milestone Moving forward Getting ready Not applicable

Qualitative reporting in [Youth2030 Progress Report 2023](#)

Short description of KPI	Questions	Year	2021		2022		2023		2024	
			KPI No.	Response	Rating	Response	Rating	Response	Rating	Response
1. How is the entity advancing global commitments FOR youth and delivering them WITH youth?										
A. Make data and evidence on youth available; set standards for work on youth										
Data on youth	Does the entity maintain databases on youth?	5.1	<input checked="" type="checkbox"/>	n/a	▽	n/a	▽			
	Does the entity spearhead development of new indicators on youth?	5.2	<input checked="" type="checkbox"/>	n/a	▽	n/a	▽			
	Did the entity make new data/data products on youth available in the year?	5.3	<input checked="" type="checkbox"/>	n/a	●	n/a	●			
	Does the entity harness big-data sources for insights on youth issues?	5.4	<input checked="" type="checkbox"/>	n/a	●	n/a	●			
Evidence on youth	Did the entity make new evidence on Youth2030 priority areas available in the year?	6.1	<input checked="" type="checkbox"/>	n/a	●	n/a	●			
	Did the entity publish best practices/lessons learned documentation on youth in the year?	6.2	<input checked="" type="checkbox"/>	n/a	▽	n/a	▽			
	Did the entity publish flagship/periodic reports on youth in the year?	6.3	<input checked="" type="checkbox"/>	n/a	▽	n/a	▽			
	Did the entity complete evaluations on youth in the year?	6.4	<input checked="" type="checkbox"/>	Yes	●	No	●			
Set standards	Did the entity publish new guidance and/or tools on Youth2030 priority areas in the year?	7	<input checked="" type="checkbox"/>	n/a	●	n/a	●			
B. Support efforts of Governments to work FOR and WITH youth										
Strengthen national policies	Did the entity strengthen national policies on youth/mainstream youth issues in the year?	9	<input checked="" type="checkbox"/>	Yes	●	Yes	●			
Leave No Youth Behind	Did the entity strengthen capacities of Governments to design and deliver Leave No Youth Behind strategies in the year?	10	<input checked="" type="checkbox"/>	n/a	●	n/a	●			
C. Establish programmes, projects and partnerships FOR and WITH youth										
Joint programmes and multistakeholder initiatives	Did the entity support joint programmes and/or multistakeholder initiatives ^a on youth in the year?	11	<input checked="" type="checkbox"/>	n/a	●	n/a	●			
Partnerships and investments for innovation	Did the entity establish partnerships for innovations on youth in the year?	12.1	<input checked="" type="checkbox"/>	n/a	●	n/a	●			
	Did the entity directly fund youth-led organizations ^a to undertake projects in the year?	12.2	<input checked="" type="checkbox"/>	n/a	●	n/a	●			
D. Build capacity of stakeholders and support exchange of knowledge on youth										
Build capacity of external stakeholders	Does the entity maintain knowledge portal(s) with information relevant to youth?	8.1	<input checked="" type="checkbox"/>	Yes	●	Yes	●			
	Did the entity invest in capacity-building of external stakeholders on youth in the year?	8.2	<input checked="" type="checkbox"/>	Yes	●	Yes	●			
	Does the entity support/host/partner with any open-source e-learning platforms for online learning?	8.3	<input checked="" type="checkbox"/>	Yes	●	Yes	●			
	Did the entity facilitate knowledge exchange on youth issues in the year?	8.4	<input checked="" type="checkbox"/>	Yes	●	Yes	●			
E. Advocate and communicate FOR and WITH youth										
Communication and advocacy	Did the entity support advocacy events on youth in intergovernmental forums/summits/conferences?	13.1	<input checked="" type="checkbox"/>	Yes	●	Yes	●			
	Did the entity support commemoration of international day events relevant to youth in the year?	13.2	<input checked="" type="checkbox"/>	Yes	●	Yes	●			
	Did the entity support/activate campaigns on Youth2030 priority areas in the year?	13.3	<input checked="" type="checkbox"/>	Yes	●	Yes	●			
Meaningful youth engagement in support to Governments	Were youth meaningfully engaged in entity support to Governments/intergovernmental processes ?	18.4	<input checked="" type="checkbox"/>	Yes	●	Yes	●			
Meaningful youth engagement in programmes, projects and campaigns	Were youth meaningfully engaged in UN-led programmes, projects and campaigns?	18.5	<input checked="" type="checkbox"/>	Yes	●	Yes	●			
2. How does the entity's strategic planning process support work FOR and WITH youth?										
A. Strategic planning										
Results for youth in strategic plans	Does the entity have guiding instruments (strategic plan/equivalent) for its work on youth?	1.1	<input checked="" type="checkbox"/>	Yes	▽	Yes	▽			
	Does the situational analysis in the entity's strategic plan include insights on youth issues ?	1.2	<input checked="" type="checkbox"/>	Yes	●	Yes	●			
	Does the strategic plan of the entity include results FOR youth ?	1.3	<input checked="" type="checkbox"/>	Yes	●	Yes	●			
Alignment of youth work in UN entities to Youth2030	Are the entity's programmes on youth aligned to Youth2030 priority areas ?	2.1	<input checked="" type="checkbox"/>	Yes	●	Yes	●			
	Does the human resources plan include work on strengthening internships and increasing the youth workforce ?	2.2	<input checked="" type="checkbox"/>	Yes	●	Yes	●			
	Does the entity's communication and advocacy strategy or plan include youth?	2.3	<input checked="" type="checkbox"/>	Yes	●	Yes	●			
B. Funding and transparency										
Funding for youth	Does the entity have a marker/tagging system to track resources on youth?	3.1	<input checked="" type="checkbox"/>	Yes	●	Yes	●			
	Did the entity spend/utilize the funding allocated for youth-related activities in the year?	3.2.1	<input checked="" type="checkbox"/>	Yes	●	Yes	●			
	Is information available on the proportion of the entity's total expenditure spent on youth-related activities in the year?	3.2.2	<input checked="" type="checkbox"/>	Yes	▽	Yes	▽			
Transparency	Did the annual report of the entity include results achieved/funds utilized on youth in the year?	4	<input checked="" type="checkbox"/>	Yes	●	Yes	●			
Meaningful youth engagement in entity processes	Were youth meaningfully engaged in entity processes , including in strategic planning processes?	18.3	<input checked="" type="checkbox"/>	Yes	●	Yes	●			
3. How is the entity organized to deliver coherently FOR and WITH youth?										
A. Coordination arrangements										
Inter-agency coordination	Was the entity engaged in inter-agency coordination on youth at global/regional levels in the year?	14	<input checked="" type="checkbox"/> ^d	n/a	⊗	Yes	●			
B. Internal capacities to deliver on Youth2030										
Internal capacities	Did the entity have personnel in place to deliver on the youth agenda in the year?	15.1	<input checked="" type="checkbox"/>	Yes	●	Yes	●			
	Does the entity have an internal coordination mechanism for its personnel working on youth?	15.2	<input checked="" type="checkbox"/> ^b	Yes	●	Yes	●			
	Did the entity invest in strengthening its organizational capacity on youth in the year?	15.3	<input checked="" type="checkbox"/>	Yes	●	Yes	●			
C. Youth workforce and internships										
Youth workforce	Does the entity undertake data-driven action to increase youth in its workforce and track progress?	16	<input checked="" type="checkbox"/>	Yes	●	Yes	●			
Fair and quality internships	Does the entity undertake data-driven action to improve internships and track progress?	17	<input checked="" type="checkbox"/>	Yes	●	Yes	●			
Policies, processes and platforms for meaningful youth engagement	Does the entity have in place policies, processes and platforms for meaningful youth engagement ?	18.1	<input checked="" type="checkbox"/>	Yes	●	Yes	●			
	Did the entity engage youth (groups) at the global/regional level in the year?	18.2	<input checked="" type="checkbox"/>	Yes	●	Yes	●			

^a Includes a range of programmes, projects and initiatives.

^d Reporting on KPI 14 has been simplified: global and regional inter-agency coordination are integrated into one score. For 2021 scores on KPI 14, please refer to [Youth2030 Snapshot Series 2022](#).

^b Required for entities with 2 or more offices in different locations (special case).

What is the Youth2030 UN Entity Snapshot Series?

In 2022, UN entities self-reported on their progress on Youth2030 against 18 key performance indicators (KPIs) as set out in the [Youth2030 Scorecard for UN Entities](#)

<p>How to read the Youth2030 UN Entity Snapshot</p>	<p>The snapshot</p> <ul style="list-style-type: none"> includes the entity's mandate, geographical presence and priority areas on Youth2030 summarizes the entity's self-reported progress for 2022 	<p>Insights are available on the entity's work</p> <ul style="list-style-type: none"> <input type="checkbox"/> FOR youth <input checked="" type="checkbox"/> WITH youth 	<p>18 KPIs organized in 42 questions:</p> <ul style="list-style-type: none"> 36 rated questions <ul style="list-style-type: none"> At milestone Moving forward Getting ready 6 non-rated questions, yielding qualitative insights 	<p>The 42 questions are:</p> <ul style="list-style-type: none"> <input checked="" type="checkbox"/> 18 required <input checked="" type="checkbox"/> 24 optional (as relevant to the mandate and geographical presence of the entity)
--	---	---	---	--

18 KPIs including 42 questions distributed across 10 areas of action

Themes	Areas of action	Scores FOR youth	Scores WITH youth
How is the entity advancing global commitments FOR youth and delivering them WITH youth?	Data, evidence, standards	<input checked="" type="checkbox"/> <input checked="" type="checkbox"/> <input checked="" type="checkbox"/> <input checked="" type="checkbox"/> <input checked="" type="checkbox"/> <input checked="" type="checkbox"/> <input checked="" type="checkbox"/> <input checked="" type="checkbox"/> <input checked="" type="checkbox"/> <input checked="" type="checkbox"/>	
	Support to Governments	<input checked="" type="checkbox"/> <input checked="" type="checkbox"/>	
	Programmes, projects, partnerships	<input checked="" type="checkbox"/> <input checked="" type="checkbox"/> <input checked="" type="checkbox"/>	<input checked="" type="checkbox"/> <input checked="" type="checkbox"/>
	Knowledge and capacity	<input checked="" type="checkbox"/> <input checked="" type="checkbox"/> <input checked="" type="checkbox"/> <input checked="" type="checkbox"/>	
	Advocacy	<input checked="" type="checkbox"/> <input checked="" type="checkbox"/> <input checked="" type="checkbox"/>	
How does the entity's strategic planning process support work FOR and WITH youth?	Strategic planning	<input checked="" type="checkbox"/> <input checked="" type="checkbox"/> <input checked="" type="checkbox"/> <input checked="" type="checkbox"/> <input checked="" type="checkbox"/> <input checked="" type="checkbox"/>	<input checked="" type="checkbox"/>
	Funding and transparency	<input checked="" type="checkbox"/> <input checked="" type="checkbox"/> <input checked="" type="checkbox"/> <input checked="" type="checkbox"/>	
How is the entity organized to deliver coherently FOR and WITH youth?	Coordination*	<input checked="" type="checkbox"/>	
	Internal capacities	<input checked="" type="checkbox"/> <input checked="" type="checkbox"/> <input checked="" type="checkbox"/>	<input checked="" type="checkbox"/> <input checked="" type="checkbox"/>
	Youth workforce and internships	<input checked="" type="checkbox"/> <input checked="" type="checkbox"/>	

Part 1. Overview

Mandate

OHCHR promotes and protects the enjoyment and full realization, by all people, of all human rights.

The entity works in the following fields

Support sustainable development and climate change | **Protect and promote human rights** | Maintain peace and security | Deliver humanitarian aid | Uphold international law

Geographical presence

Global | **Regional** | Country

Action/functions on youth

Data and evidence | Assistance/advisory services | Financing | **Advocacy** | Operational and management support

Setting standards | Programmes and projects | Coordination | **Communications, outreach, visibility** | Oversight

Capacity-building | Partnerships | Other (specify)

Youth2030 priority areas in line with the entity's mandate

Priority area 1
Youth engagement, participation and advocacy

Partner with youth-led and youth-serving organizations^b | Strengthen youth engagement mechanisms in UN entities | Strengthen meaningful youth engagement in intergovernmental/multilateral forums | Leverage technology and digital solutions for large-scale outreach to young people | Amplify voices of young people and showcase their contributions

Priority area 2 Informed and healthy foundations | **Priority area 3** Economic empowerment through decent work | **Priority area 4** Youth and human rights | **Priority area 5** Peacebuilding and resilience-building

^a Reporting on KPI 14 has been simplified from four scores in 2021 to one score in 2022.

^b Includes a wide range of formal and informal communities of young people in the form of youth-led and youth-serving federations, unions, organizations, associations, councils, networks, clubs, movements, mechanisms and structures.

Part 2. Entity's performance

How to read: Required KPIs Optional KPIs FOR youth WITH youth

Scores: At milestone Moving forward Getting ready Not applicable

Qualitative reporting in [Youth2030 Progress Report 2023](#)

Short description of KPI	Questions	Year	KPI No.	2021		2022		2023		2024	
				Response	Rating	Response	Rating	Response	Rating	Response	Rating
1. How is the entity advancing global commitments FOR youth and delivering them WITH youth?											
A. Make data and evidence on youth available; set standards for work on youth											
Data on youth	Does the entity maintain databases on youth?	5.1	<input checked="" type="checkbox"/>	n/a	▽	n/a	▽				
	Does the entity spearhead development of new indicators on youth?	5.2	<input checked="" type="checkbox"/>	n/a	▽	n/a	▽				
	Did the entity make new data/data products on youth available in the year?	5.3	<input checked="" type="checkbox"/>	n/a	●	n/a	●				
	Does the entity harness big-data sources for insights on youth issues?	5.4	<input checked="" type="checkbox"/>	n/a	●	n/a	●				
Evidence on youth	Did the entity make new evidence on Youth2030 priority areas available in the year?	6.1	<input checked="" type="checkbox"/>	Yes	●	Yes	●				
	Did the entity publish best practices/lessons learned documentation on youth in the year?	6.2	<input checked="" type="checkbox"/>	Yes	▽	Yes	▽				
	Did the entity publish flagship/periodic reports on youth in the year?	6.3	<input checked="" type="checkbox"/>	Yes	▽	Yes	▽				
	Did the entity complete evaluations on youth in the year?	6.4	<input checked="" type="checkbox"/>	No	●	Yes	●				
Set standards	Did the entity publish new guidance and/or tools on Youth2030 priority areas in the year?	7	<input checked="" type="checkbox"/>	Yes	●	Yes	●				
B. Support efforts of Governments to work FOR and WITH youth											
Strengthen national policies	Did the entity strengthen national policies on youth/mainstream youth issues in the year?	9	<input checked="" type="checkbox"/>	Yes	●	Yes	●				
Leave No Youth Behind	Did the entity strengthen capacities of Governments to design and deliver Leave No Youth Behind strategies in the year?	10	<input checked="" type="checkbox"/>	Yes	●	Yes	●				
C. Establish programmes, projects and partnerships FOR and WITH youth											
Joint programmes and multistakeholder initiatives	Did the entity support joint programmes and/or multistakeholder initiatives ^a on youth in the year?	11	<input checked="" type="checkbox"/>	Yes	●	Yes	●				
Partnerships and investments for innovation	Did the entity establish partnerships for innovations on youth in the year?	12.1	<input checked="" type="checkbox"/>	Yes	●	Yes	●				
	Did the entity directly fund youth-led organizations ^a to undertake projects in the year?	12.2	<input checked="" type="checkbox"/>	n/a	●	Yes	●				
D. Build capacity of stakeholders and support exchange of knowledge on youth											
Build capacity of external stakeholders	Does the entity maintain knowledge portal(s) with information relevant to youth?	8.1	<input checked="" type="checkbox"/>	Yes	●	Yes	●				
	Did the entity invest in capacity-building of external stakeholders on youth in the year?	8.2	<input checked="" type="checkbox"/>	Yes	●	Yes	●				
	Does the entity support/host/partner with any open-source e-learning platforms for online learning?	8.3	<input checked="" type="checkbox"/>	No	●	Yes	●				
	Did the entity facilitate knowledge exchange on youth issues in the year?	8.4	<input checked="" type="checkbox"/>	Yes	●	Yes	●				
E. Advocate and communicate FOR and WITH youth											
Communication and advocacy	Did the entity support advocacy events on youth in intergovernmental forums/summits/conferences?	13.1	<input checked="" type="checkbox"/>	Yes	●	Yes	●				
	Did the entity support commemoration of international day events relevant to youth in the year?	13.2	<input checked="" type="checkbox"/>	Yes	●	Yes	●				
	Did the entity support/activate campaigns on Youth2030 priority areas in the year?	13.3	<input checked="" type="checkbox"/>	Yes	●	Yes	●				
Meaningful youth engagement in support to Governments	Were youth meaningfully engaged in entity support to Governments/intergovernmental processes ?	18.4	<input checked="" type="checkbox"/>	Yes	●	Yes	●				
Meaningful youth engagement in programmes, projects and campaigns	Were youth meaningfully engaged in UN-led programmes, projects and campaigns?	18.5	<input checked="" type="checkbox"/>	Yes	●	Yes	●				
2. How does the entity's strategic planning process support work FOR and WITH youth?											
A. Strategic planning											
Results for youth in strategic plans	Does the entity have guiding instruments (strategic plan/equivalent) for its work on youth?	1.1	<input checked="" type="checkbox"/>	Yes	▽	Yes	▽				
	Does the situational analysis in the entity's strategic plan include insights on youth issues ?	1.2	<input checked="" type="checkbox"/>	Yes	●	Yes	●				
	Does the strategic plan of the entity include results FOR youth ?	1.3	<input checked="" type="checkbox"/>	Yes	●	Yes	●				
Alignment of youth work in UN entities to Youth2030	Are the entity's programmes on youth aligned to Youth2030 priority areas ?	2.1	<input checked="" type="checkbox"/>	Yes	●	Yes	●				
	Does the human resources plan include work on strengthening internships and increasing the youth workforce ?	2.2	<input checked="" type="checkbox"/>	Yes	●	Yes	●				
	Does the entity's communication and advocacy strategy or plan include youth?	2.3	<input checked="" type="checkbox"/>	Yes	●	Yes	●				
B. Funding and transparency											
Funding for youth	Does the entity have a marker/tagging system to track resources on youth?	3.1	<input checked="" type="checkbox"/>	Yes	●	Yes	●				
	Did the entity spend/utilize the funding allocated for youth-related activities in the year?	3.2.1	<input checked="" type="checkbox"/>	Yes	●	Yes	●				
	Is information available on the proportion of the entity's total expenditure spent on youth-related activities in the year?	3.2.2	<input checked="" type="checkbox"/>	Yes	▽	Yes	▽				
Transparency	Did the annual report of the entity include results achieved/funds utilized on youth in the year?	4	<input checked="" type="checkbox"/>	Yes	●	Yes	●				
Meaningful youth engagement in entity processes	Were youth meaningfully engaged in entity processes , including in strategic planning processes?	18.3	<input checked="" type="checkbox"/>	Yes	●	Yes	●				
3. How is the entity organized to deliver coherently FOR and WITH youth?											
A. Coordination arrangements											
Inter-agency coordination	Was the entity engaged in inter-agency coordination on youth at global/regional levels in the year?	14	<input checked="" type="checkbox"/> ^d	n/a	⊗	Yes	●				
B. Internal capacities to deliver on Youth2030											
Internal capacities	Did the entity have personnel in place to deliver on the youth agenda in the year?	15.1	<input checked="" type="checkbox"/>	Yes	●	Yes	●				
	Does the entity have an internal coordination mechanism for its personnel working on youth?	15.2	<input checked="" type="checkbox"/> ^b	Yes	●	Yes	●				
	Did the entity invest in strengthening its organizational capacity on youth in the year?	15.3	<input checked="" type="checkbox"/>	Yes	●	Yes	●				
C. Youth workforce and internships											
Youth workforce	Does the entity undertake data-driven action to increase youth in its workforce and track progress?	16	<input checked="" type="checkbox"/>	Yes	●	Yes	●				
Fair and quality internships	Does the entity undertake data-driven action to improve internships and track progress?	17	<input checked="" type="checkbox"/>	Yes	●	Yes	●				
Policies, processes and platforms for meaningful youth engagement	Does the entity have in place policies, processes and platforms for meaningful youth engagement ?	18.1	<input checked="" type="checkbox"/>	Yes	●	Yes	●				
	Did the entity engage youth (groups) at the global/regional level in the year?	18.2	<input checked="" type="checkbox"/>	Yes	●	Yes	●				

^a Includes a range of programmes, projects and initiatives.

^d Reporting on KPI 14 has been simplified: global and regional inter-agency coordination are integrated into one score. For 2021 scores on KPI 14, please refer to [Youth2030 Snapshot Series 2022](#).

^b Required for entities with 2 or more offices in different locations (special case).

What is the Youth2030 UN Entity Snapshot Series?

In 2022, UN entities self-reported on their progress on Youth2030 against 18 key performance indicators (KPIs) as set out in the Youth2030 Scorecard for UN Entities				
<p>How to read the Youth2030 UN Entity Snapshot</p>	<p>The snapshot</p> <ul style="list-style-type: none"> includes the entity’s mandate, geographical presence and priority areas on Youth2030 summarizes the entity’s self-reported progress for 2022 	<p>Insights are available on the entity’s work</p> <p><input type="checkbox"/> FOR youth</p> <p><input checked="" type="checkbox"/> WITH youth</p>	<p>18 KPIs organized in 42 questions:</p> <ul style="list-style-type: none"> 36 rated questions <ul style="list-style-type: none"> At milestone Moving forward Getting ready 6 non-rated questions, yielding qualitative insights 	<p>The 42 questions are:</p> <ul style="list-style-type: none"> 18 required 24 optional (as relevant to the mandate and geographical presence of the entity)

18 KPIs including 42 questions distributed across 10 areas of action

Themes	Areas of action	Scores FOR youth	Scores WITH youth
How is the entity advancing global commitments FOR youth and delivering them WITH youth?	Data, evidence, standards	☑ ☑ ☑ ☑ ☑ ☑ ☑ ☑ ☑	
	Support to Governments	☑ ☑	
	Programmes, projects, partnerships	☑ ☑ ☑	☑ ☑
	Knowledge and capacity	☑ ☑ ☑ ☑	
	Advocacy	☑ ☑ ☑	
How does the entity’s strategic planning process support work FOR and WITH youth?	Strategic planning	☑ ☑ ☑ ☑ ☑ ☑	
	Funding and transparency	☑ ☑ ☑ ☑	☑
How is the entity organized to deliver coherently FOR and WITH youth?	Coordination*	☑	
	Internal capacities	☑ ☑ ☑	☑ ☑
	Youth workforce and internships	☑ ☑	

Part 1. Overview

Mandate

OSGEY leads on high-level advocacy and serves as the anchor for UN system coordination and accountability on youth matters across the UN’s work on peace, sustainable development, humanitarian issues and human rights.

The entity works in the following fields

Support sustainable development and climate change	Protect and promote human rights	Maintain peace and security	Deliver humanitarian aid	Uphold international law
--	----------------------------------	-----------------------------	--------------------------	--------------------------

Geographical presence

Global	Regional	Country
--------	----------	---------

Action/functions on youth

Data and evidence	Assistance/advisory services	Financing	Advocacy	Operational and management support
Setting standards	Programmes and projects	Coordination	Communications, outreach, visibility	Oversight
Capacity-building	Partnerships	Other (specify)		

Youth2030 priority areas in line with the entity’s mandate

<p>Priority area 1 Youth engagement, participation and advocacy</p> <p>Partner with youth-led and youth-serving organizations^b</p> <p>Strengthen youth engagement mechanisms in UN entities</p> <p>Strengthen meaningful youth engagement in intergovernmental/multilateral forums</p> <p>Leverage technology and digital solutions for large-scale outreach to young people</p> <p>Amplify voices of young people and showcase their contributions</p>				
<p>Priority area 2 Informed and healthy foundations</p>	<p>Priority area 3 Economic empowerment through decent work</p>	<p>Priority area 4 Youth and human rights</p>	<p>Priority area 5 Peacebuilding and resilience-building</p>	

* Reporting on KPI 14 has been simplified from four scores in 2021 to one score in 2022.

^b Includes a wide range of formal and informal communities of young people in the form of youth-led and youth-serving federations, unions, organizations, associations, councils, networks, clubs, movements, mechanisms and structures.

Part 2. Entity's performance

How to read: Required KPIs Optional KPIs FOR youth WITH youth

Scores: At milestone Moving forward Getting ready Not applicable

Qualitative reporting in [Youth2030 Progress Report 2023](#)

Short description of KPI	Questions	Year	KPI No.	2021		2022		2023		2024	
				Response	Rating	Response	Rating	Response	Rating	Response	Rating
1. How is the entity advancing global commitments FOR youth and delivering them WITH youth?											
A. Make data and evidence on youth available; set standards for work on youth											
Data on youth	Does the entity maintain databases on youth?	5.1	<input checked="" type="checkbox"/>	Yes	<input type="checkbox"/>	Yes	<input type="checkbox"/>				
	Does the entity spearhead development of new indicators on youth?	5.2	<input checked="" type="checkbox"/>	Yes	<input type="checkbox"/>	Yes	<input type="checkbox"/>				
	Did the entity make new data/data products on youth available in the year?	5.3	<input checked="" type="checkbox"/>	Yes	<input checked="" type="checkbox"/>	Yes	<input checked="" type="checkbox"/>				
	Does the entity harness big-data sources for insights on youth issues?	5.4	<input checked="" type="checkbox"/>	No	<input type="checkbox"/>	No	<input type="checkbox"/>				
Evidence on youth	Did the entity make new evidence on Youth2030 priority areas available in the year?	6.1	<input checked="" type="checkbox"/>	Yes	<input checked="" type="checkbox"/>	Yes	<input checked="" type="checkbox"/>				
	Did the entity publish best practices/lessons learned documentation on youth in the year?	6.2	<input checked="" type="checkbox"/>	Yes	<input type="checkbox"/>	Yes	<input type="checkbox"/>				
	Did the entity publish flagship/periodic reports on youth in the year?	6.3	<input checked="" type="checkbox"/>	Yes	<input type="checkbox"/>	Yes	<input type="checkbox"/>				
	Did the entity complete evaluations on youth in the year?	6.4	<input checked="" type="checkbox"/>	Yes	<input checked="" type="checkbox"/>	Yes	<input checked="" type="checkbox"/>				
Set standards	Did the entity publish new guidance and/or tools on Youth2030 priority areas in the year?	7	<input checked="" type="checkbox"/>	Yes	<input checked="" type="checkbox"/>	Yes	<input checked="" type="checkbox"/>				
B. Support efforts of Governments to work FOR and WITH youth											
Strengthen national policies	Did the entity strengthen national policies on youth/mainstream youth issues in the year?	9	<input checked="" type="checkbox"/>	n/a	<input type="checkbox"/>	n/a	<input type="checkbox"/>				
Leave No Youth Behind	Did the entity strengthen capacities of Governments to design and deliver Leave No Youth Behind strategies in the year?	10	<input checked="" type="checkbox"/>	n/a	<input type="checkbox"/>	n/a	<input type="checkbox"/>				
C. Establish programmes, projects and partnerships FOR and WITH youth											
Joint programmes and multistakeholder initiatives	Did the entity support joint programmes and/or multistakeholder initiatives ^a on youth in the year?	11	<input checked="" type="checkbox"/>	n/a	<input type="checkbox"/>	n/a	<input type="checkbox"/>				
Partnerships and investments for innovation	Did the entity establish partnerships for innovations on youth in the year?	12.1	<input checked="" type="checkbox"/>	n/a	<input type="checkbox"/>	n/a	<input type="checkbox"/>				
	Did the entity directly fund youth-led organizations ^a to undertake projects in the year?	12.2	<input checked="" type="checkbox"/>	n/a	<input type="checkbox"/>	n/a	<input type="checkbox"/>				
D. Build capacity of stakeholders and support exchange of knowledge on youth											
Build capacity of external stakeholders	Does the entity maintain knowledge portal(s) with information relevant to youth?	8.1	<input checked="" type="checkbox"/>	Yes	<input checked="" type="checkbox"/>	Yes	<input checked="" type="checkbox"/>				
	Did the entity invest in capacity-building of external stakeholders on youth in the year?	8.2	<input checked="" type="checkbox"/>	Yes	<input type="checkbox"/>	Yes	<input checked="" type="checkbox"/>				
	Does the entity support/host/partner with any open-source e-learning platforms for online learning?	8.3	<input checked="" type="checkbox"/>	Yes	<input checked="" type="checkbox"/>	Yes	<input checked="" type="checkbox"/>				
	Did the entity facilitate knowledge exchange on youth issues in the year?	8.4	<input checked="" type="checkbox"/>	Yes	<input checked="" type="checkbox"/>	Yes	<input checked="" type="checkbox"/>				
E. Advocate and communicate FOR and WITH youth											
Communication and advocacy	Did the entity support advocacy events on youth in intergovernmental forums/summits/conferences?	13.1	<input checked="" type="checkbox"/>	Yes	<input checked="" type="checkbox"/>	Yes	<input checked="" type="checkbox"/>				
	Did the entity support commemoration of international day events relevant to youth in the year?	13.2	<input checked="" type="checkbox"/>	Yes	<input checked="" type="checkbox"/>	Yes	<input checked="" type="checkbox"/>				
	Did the entity support/activate campaigns on Youth2030 priority areas in the year?	13.3	<input checked="" type="checkbox"/>	Yes	<input checked="" type="checkbox"/>	Yes	<input checked="" type="checkbox"/>				
Meaningful youth engagement in support to Governments	Were youth meaningfully engaged in entity support to Governments/intergovernmental processes ?	18.4	<input checked="" type="checkbox"/>	Yes	<input type="checkbox"/>	Yes	<input checked="" type="checkbox"/>				
Meaningful youth engagement in programmes, projects and campaigns	Were youth meaningfully engaged in UN-led programmes, projects and campaigns?	18.5	<input checked="" type="checkbox"/>	Yes	<input checked="" type="checkbox"/>	Yes	<input checked="" type="checkbox"/>				
2. How does the entity's strategic planning process support work FOR and WITH youth?											
A. Strategic planning											
Results for youth in strategic plans	Does the entity have guiding instruments (strategic plan/equivalent) for its work on youth?	1.1	<input checked="" type="checkbox"/>	Yes	<input type="checkbox"/>	Yes	<input type="checkbox"/>				
	Does the situational analysis in the entity's strategic plan include insights on youth issues ?	1.2	<input checked="" type="checkbox"/>	Yes	<input checked="" type="checkbox"/>	Yes	<input checked="" type="checkbox"/>				
	Does the strategic plan of the entity include results FOR youth ?	1.3	<input checked="" type="checkbox"/>	Yes	<input checked="" type="checkbox"/>	Yes	<input checked="" type="checkbox"/>				
Alignment of youth work in UN entities to Youth2030	Are the entity's programmes on youth aligned to Youth2030 priority areas ?	2.1	<input checked="" type="checkbox"/>	Yes	<input checked="" type="checkbox"/>	Yes	<input checked="" type="checkbox"/>				
	Does the human resources plan include work on strengthening internships and increasing the youth workforce ?	2.2	<input checked="" type="checkbox"/>	Yes	<input checked="" type="checkbox"/>	Yes	<input checked="" type="checkbox"/>				
	Does the entity's communication and advocacy strategy or plan include youth?	2.3	<input checked="" type="checkbox"/>	Yes	<input checked="" type="checkbox"/>	Yes	<input checked="" type="checkbox"/>				
B. Funding and transparency											
Funding for youth	Does the entity have a marker/tagging system to track resources on youth?	3.1	<input checked="" type="checkbox"/>	Yes	<input checked="" type="checkbox"/>	Yes	<input checked="" type="checkbox"/>				
	Did the entity spend/utilize the funding allocated for youth-related activities in the year?	3.2.1	<input checked="" type="checkbox"/>	Yes	<input checked="" type="checkbox"/>	Yes	<input checked="" type="checkbox"/>				
	Is information available on the proportion of the entity's total expenditure spent on youth-related activities in the year?	3.2.2	<input checked="" type="checkbox"/>	Yes	<input type="checkbox"/>	Yes	<input type="checkbox"/>				
Transparency	Did the annual report of the entity include results achieved/funds utilized on youth in the year?	4	<input checked="" type="checkbox"/>	Yes	<input type="checkbox"/>	Yes	<input type="checkbox"/>				
Meaningful youth engagement in entity processes	Were youth meaningfully engaged in entity processes , including in strategic planning processes?	18.3	<input checked="" type="checkbox"/>	Yes	<input checked="" type="checkbox"/>	Yes	<input checked="" type="checkbox"/>				
3. How is the entity organized to deliver coherently FOR and WITH youth?											
A. Coordination arrangements											
Inter-agency coordination	Was the entity engaged in inter-agency coordination on youth at global/regional levels in the year?	14	<input checked="" type="checkbox"/> ^d	n/a	<input type="checkbox"/>	Yes	<input checked="" type="checkbox"/>				
B. Internal capacities to deliver on Youth2030											
Internal capacities	Did the entity have personnel in place to deliver on the youth agenda in the year?	15.1	<input checked="" type="checkbox"/>	Yes	<input checked="" type="checkbox"/>	Yes	<input checked="" type="checkbox"/>				
	Does the entity have an internal coordination mechanism for its personnel working on youth?	15.2	<input checked="" type="checkbox"/> ^b	Yes	<input checked="" type="checkbox"/>	n/a	<input type="checkbox"/>				
	Did the entity invest in strengthening its organizational capacity on youth in the year?	15.3	<input checked="" type="checkbox"/>	Yes	<input checked="" type="checkbox"/>	Yes	<input checked="" type="checkbox"/>				
C. Youth workforce and internships											
Youth workforce	Does the entity undertake data-driven action to increase youth in its workforce and track progress?	16	<input checked="" type="checkbox"/>	Yes	<input checked="" type="checkbox"/>	Yes	<input checked="" type="checkbox"/>				
Fair and quality internships	Does the entity undertake data-driven action to improve internships and track progress?	17	<input checked="" type="checkbox"/>	Yes	<input checked="" type="checkbox"/>	Yes	<input checked="" type="checkbox"/>				
Policies, processes and platforms for meaningful youth engagement	Does the entity have in place policies, processes and platforms for meaningful youth engagement ?	18.1	<input checked="" type="checkbox"/>	Yes	<input checked="" type="checkbox"/>	Yes	<input checked="" type="checkbox"/>				
	Did the entity engage youth (groups) at the global/regional level in the year?	18.2	<input checked="" type="checkbox"/>	Yes	<input checked="" type="checkbox"/>	Yes	<input checked="" type="checkbox"/>				

^a Includes a range of programmes, projects and initiatives.

^d Reporting on KPI 14 has been simplified: global and regional inter-agency coordination are integrated into one score. For 2021 scores on KPI 14, please refer to [Youth2030 Snapshot Series 2022](#).

^b Required for entities with 2 or more offices in different locations (special case).

What is the Youth2030 UN Entity Snapshot Series?

In 2022, UN entities self-reported on their progress on Youth2030 against 18 key performance indicators (KPIs) as set out in the [Youth2030 Scorecard for UN Entities](#)

<p>How to read the Youth2030 UN Entity Snapshot</p>	<p>The snapshot</p> <ul style="list-style-type: none"> includes the entity's mandate, geographical presence and priority areas on Youth2030 summarizes the entity's self-reported progress for 2022 	<p>Insights are available on the entity's work</p> <ul style="list-style-type: none"> <input type="checkbox"/> FOR youth <input checked="" type="checkbox"/> WITH youth 	<p>18 KPIs organized in 42 questions:</p> <ul style="list-style-type: none"> 36 rated questions <ul style="list-style-type: none"> At milestone Moving forward Getting ready 6 non-rated questions, yielding qualitative insights 	<p>The 42 questions are:</p> <ul style="list-style-type: none"> 18 required 24 optional (as relevant to the mandate and geographical presence of the entity)
--	---	---	---	---

18 KPIs including 42 questions distributed across 10 areas of action

Themes	Areas of action	Scores FOR youth	Scores WITH youth
How is the entity advancing global commitments FOR youth and delivering them WITH youth?	Data, evidence, standards	✓ ✓ ✓ ✓ ✓ ✓ ✓ ✓ ✓	
	Support to Governments	✓ ✓	
	Programmes, projects, partnerships	✓ ✓ ✓	✓ ✓
	Knowledge and capacity	✓ ✓ ✓ ✓	
	Advocacy	✓ ✓ ✓	
How does the entity's strategic planning process support work FOR and WITH youth?	Strategic planning	✓ ✓ ✓ ✓ ✓ ✓	
	Funding and transparency	✓ ✓ ✓ ✓	✓
How is the entity organized to deliver coherently FOR and WITH youth?	Coordination*	✓	
	Internal capacities	✓ ✓ ✓	✓ ✓
	Youth workforce and internships	✓ ✓	

Part 1. Overview

Mandate

UNAIDS provides global leadership for the AIDS response and the operationalization at the country level of the global AIDS strategy. It supports governments, NGOs, civil society, academia and the private sector in response to HIV.

The entity works in the following fields

Support sustainable development and climate change	Protect and promote human rights	Maintain peace and security	Deliver humanitarian aid	Uphold international law
--	----------------------------------	-----------------------------	--------------------------	--------------------------

Geographical presence

Global	Regional	Country
--------	----------	---------

Action/functions on youth

Data and evidence	Assistance/advisory services	Financing	Advocacy	Operational and management support
Setting standards	Programmes and projects	Coordination	Communications, outreach, visibility	Oversight
Capacity-building	Partnerships	Other (specify)		

Youth2030 priority areas in line with the entity's mandate

Priority area 1
Youth engagement, participation and advocacy

Partner with youth-led and youth-serving organizations ^a	Strengthen youth engagement mechanisms in UN entities	Strengthen meaningful youth engagement in intergovernmental/multilateral forums	Leverage technology and digital solutions for large-scale outreach to young people	Amplify voices of young people and showcase their contributions
---	---	---	--	---

Priority area 2 Informed and healthy foundations	Priority area 3 Economic empowerment through decent work	Priority area 4 Youth and human rights	Priority area 5 Peacebuilding and resilience-building
--	--	--	---

^a Reporting on KPI 14 has been simplified from four scores in 2021 to one score in 2022.

^b Includes a wide range of formal and informal communities of young people in the form of youth-led and youth-serving federations, unions, organizations, associations, councils, networks, clubs, movements, mechanisms and structures.

Part 2. Entity's performance

How to read: Required KPIs Optional KPIs FOR youth WITH youth

Scores: At milestone Moving forward Getting ready Not applicable

Qualitative reporting in [Youth2030 Progress Report 2023](#)

Short description of KPI	Questions	Year	KPI No.	2021		2022		2023		2024	
				Response	Rating	Response	Rating	Response	Rating	Response	Rating
1. How is the entity advancing global commitments FOR youth and delivering them WITH youth?											
A. Make data and evidence on youth available; set standards for work on youth											
Data on youth	Does the entity maintain databases on youth?	5.1	<input checked="" type="checkbox"/>	Yes	<input type="checkbox"/>	Yes	<input type="checkbox"/>				
	Does the entity spearhead development of new indicators on youth?	5.2	<input checked="" type="checkbox"/>	Yes	<input type="checkbox"/>	Yes	<input type="checkbox"/>				
	Did the entity make new data/data products on youth available in the year?	5.3	<input checked="" type="checkbox"/>	Yes	<input type="checkbox"/>	Yes	<input checked="" type="checkbox"/>				
	Does the entity harness big-data sources for insights on youth issues?	5.4	<input checked="" type="checkbox"/>	Yes	<input type="checkbox"/>	No	<input type="checkbox"/>				
Evidence on youth	Did the entity make new evidence on Youth2030 priority areas available in the year?	6.1	<input checked="" type="checkbox"/>	Yes	<input checked="" type="checkbox"/>	Yes	<input checked="" type="checkbox"/>				
	Did the entity publish best practices/lessons learned documentation on youth in the year?	6.2	<input checked="" type="checkbox"/>	No	<input type="checkbox"/>	Yes	<input type="checkbox"/>				
	Did the entity publish flagship/periodic reports on youth in the year?	6.3	<input checked="" type="checkbox"/>	Yes	<input type="checkbox"/>	Yes	<input type="checkbox"/>				
	Did the entity complete evaluations on youth in the year?	6.4	<input checked="" type="checkbox"/>	Yes	<input checked="" type="checkbox"/>	Yes	<input checked="" type="checkbox"/>				
Set standards	Did the entity publish new guidance and/or tools on Youth2030 priority areas in the year?	7	<input checked="" type="checkbox"/>	No	<input type="checkbox"/>	Yes	<input checked="" type="checkbox"/>				
B. Support efforts of Governments to work FOR and WITH youth											
Strengthen national policies	Did the entity strengthen national policies on youth/mainstream youth issues in the year?	9	<input checked="" type="checkbox"/>	Yes	<input type="checkbox"/>	Yes	<input checked="" type="checkbox"/>				
Leave No Youth Behind	Did the entity strengthen capacities of Governments to design and deliver Leave No Youth Behind strategies in the year?	10	<input checked="" type="checkbox"/>	Yes	<input type="checkbox"/>	Yes	<input checked="" type="checkbox"/>				
C. Establish programmes, projects and partnerships FOR and WITH youth											
Joint programmes and multistakeholder initiatives	Did the entity support joint programmes and/or multistakeholder initiatives on youth in the year?	11	<input checked="" type="checkbox"/>	Yes	<input type="checkbox"/>	Yes	<input checked="" type="checkbox"/>				
Partnerships and investments for innovation	Did the entity establish partnerships for innovations on youth in the year?	12.1	<input checked="" type="checkbox"/>	Yes	<input type="checkbox"/>	Yes	<input checked="" type="checkbox"/>				
	Did the entity directly fund youth-led organizations to undertake projects in the year?	12.2	<input checked="" type="checkbox"/>	Yes	<input type="checkbox"/>	Yes	<input type="checkbox"/>				
D. Build capacity of stakeholders and support exchange of knowledge on youth											
Build capacity of external stakeholders	Does the entity maintain knowledge portal(s) with information relevant to youth?	8.1	<input checked="" type="checkbox"/>	Yes	<input checked="" type="checkbox"/>	Yes	<input checked="" type="checkbox"/>				
	Did the entity invest in capacity-building of external stakeholders on youth in the year?	8.2	<input checked="" type="checkbox"/>	Yes	<input type="checkbox"/>	Yes	<input checked="" type="checkbox"/>				
	Does the entity support/host/partner with any open-source e-learning platforms for online learning?	8.3	<input checked="" type="checkbox"/>	Yes	<input type="checkbox"/>	Yes	<input type="checkbox"/>				
	Did the entity facilitate knowledge exchange on youth issues in the year?	8.4	<input checked="" type="checkbox"/>	Yes	<input checked="" type="checkbox"/>	Yes	<input checked="" type="checkbox"/>				
E. Advocate and communicate FOR and WITH youth											
Communication and advocacy	Did the entity support advocacy events on youth in intergovernmental forums/summits/conferences?	13.1	<input checked="" type="checkbox"/>	Yes	<input checked="" type="checkbox"/>	Yes	<input checked="" type="checkbox"/>				
	Did the entity support commemoration of international day events relevant to youth in the year?	13.2	<input checked="" type="checkbox"/>	Yes	<input checked="" type="checkbox"/>	Yes	<input checked="" type="checkbox"/>				
	Did the entity support/activate campaigns on Youth2030 priority areas in the year?	13.3	<input checked="" type="checkbox"/>	Yes	<input checked="" type="checkbox"/>	Yes	<input checked="" type="checkbox"/>				
Meaningful youth engagement in support to Governments	Were youth meaningfully engaged in entity support to Governments/intergovernmental processes ?	18.4	<input checked="" type="checkbox"/>	Yes	<input checked="" type="checkbox"/>	Yes	<input checked="" type="checkbox"/>				
Meaningful youth engagement in programmes, projects and campaigns	Were youth meaningfully engaged in UN-led programmes, projects and campaigns ?	18.5	<input checked="" type="checkbox"/>	Yes	<input checked="" type="checkbox"/>	Yes	<input checked="" type="checkbox"/>				
2. How does the entity's strategic planning process support work FOR and WITH youth?											
A. Strategic planning											
Results for youth in strategic plans	Does the entity have guiding instruments (strategic plan/equivalent) for its work on youth?	1.1	<input checked="" type="checkbox"/>	Yes	<input type="checkbox"/>	Yes	<input type="checkbox"/>				
	Does the situational analysis in the entity's strategic plan include insights on youth issues ?	1.2	<input checked="" type="checkbox"/>	Yes	<input checked="" type="checkbox"/>	Yes	<input checked="" type="checkbox"/>				
	Does the strategic plan of the entity include results FOR youth ?	1.3	<input checked="" type="checkbox"/>	Yes	<input checked="" type="checkbox"/>	Yes	<input checked="" type="checkbox"/>				
Alignment of youth work in UN entities to Youth2030	Are the entity's programmes on youth aligned to Youth2030 priority areas ?	2.1	<input checked="" type="checkbox"/>	Yes	<input checked="" type="checkbox"/>	Yes	<input checked="" type="checkbox"/>				
	Does the human resources plan include work on strengthening internships and increasing the youth workforce ?	2.2	<input checked="" type="checkbox"/>	Yes	<input checked="" type="checkbox"/>	Yes	<input checked="" type="checkbox"/>				
	Does the entity's communication and advocacy strategy or plan include youth?	2.3	<input checked="" type="checkbox"/>	Yes	<input type="checkbox"/>	Yes	<input checked="" type="checkbox"/>				
B. Funding and transparency											
Funding for youth	Does the entity have a marker/tagging system to track resources on youth?	3.1	<input checked="" type="checkbox"/>	No	<input type="checkbox"/>	No	<input type="checkbox"/>				
	Did the entity spend/utilize the funding allocated for youth-related activities in the year?	3.2.1	<input checked="" type="checkbox"/>	No	<input type="checkbox"/>	No	<input type="checkbox"/>				
	Is information available on the proportion of the entity's total expenditure spent on youth-related activities in the year?	3.2.2	<input checked="" type="checkbox"/>	No	<input type="checkbox"/>	No	<input type="checkbox"/>				
Transparency	Did the annual report of the entity include results achieved/funds utilized on youth in the year?	4	<input checked="" type="checkbox"/>	Yes	<input type="checkbox"/>	Yes	<input checked="" type="checkbox"/>				
Meaningful youth engagement in entity processes	Were youth meaningfully engaged in entity processes , including in strategic planning processes?	18.3	<input checked="" type="checkbox"/>	Yes	<input checked="" type="checkbox"/>	Yes	<input checked="" type="checkbox"/>				
3. How is the entity organized to deliver coherently FOR and WITH youth?											
A. Coordination arrangements											
Inter-agency coordination	Was the entity engaged in inter-agency coordination on youth at global/regional levels in the year?	14	<input checked="" type="checkbox"/> ^d	n/a	<input type="checkbox"/>	Yes	<input checked="" type="checkbox"/>				
B. Internal capacities to deliver on Youth2030											
Internal capacities	Did the entity have personnel in place to deliver on the youth agenda in the year?	15.1	<input checked="" type="checkbox"/>	Yes	<input type="checkbox"/>	Yes	<input checked="" type="checkbox"/>				
	Does the entity have an internal coordination mechanism for its personnel working on youth?	15.2	<input checked="" type="checkbox"/> ^b	Yes	<input checked="" type="checkbox"/>	Yes	<input checked="" type="checkbox"/>				
	Did the entity invest in strengthening its organizational capacity on youth in the year?	15.3	<input checked="" type="checkbox"/>	No	<input type="checkbox"/>	Yes	<input checked="" type="checkbox"/>				
C. Youth workforce and internships											
Youth workforce	Does the entity undertake data-driven action to increase youth in its workforce and track progress?	16	<input checked="" type="checkbox"/>	Yes	<input type="checkbox"/>	Yes	<input type="checkbox"/>				
Fair and quality internships	Does the entity undertake data-driven action to improve internships and track progress?	17	<input checked="" type="checkbox"/>	Yes	<input type="checkbox"/>	Yes	<input checked="" type="checkbox"/>				
Policies, processes and platforms for meaningful youth engagement	Does the entity have in place policies, processes and platforms for meaningful youth engagement ?	18.1	<input checked="" type="checkbox"/>	Yes	<input type="checkbox"/>	Yes	<input type="checkbox"/>				
	Did the entity engage youth (groups) at the global/regional level in the year?	18.2	<input checked="" type="checkbox"/>	Yes	<input checked="" type="checkbox"/>	Yes	<input checked="" type="checkbox"/>				

^c Includes a range of programmes, projects and initiatives.

^d Reporting on KPI 14 has been simplified: global and regional inter-agency coordination are integrated into one score. For 2021 scores on KPI 14, please refer to [Youth2030 Snapshot Series 2022](#).

^e Required for entities with 2 or more offices in different locations (special case).

What is the Youth2030 UN Entity Snapshot Series?

In 2022, UN entities self-reported on their progress on Youth2030 against 18 key performance indicators (KPIs) as set out in the [Youth2030 Scorecard for UN Entities](#)

<p>How to read the Youth2030 UN Entity Snapshot</p>	<p>The snapshot</p> <ul style="list-style-type: none"> includes the entity's mandate, geographical presence and priority areas on Youth2030 summarizes the entity's self-reported progress for 2022 	<p>Insights are available on the entity's work</p> <p><input type="checkbox"/> FOR youth</p> <p><input checked="" type="checkbox"/> WITH youth</p>	<p>18 KPIs organized in 42 questions:</p> <ul style="list-style-type: none"> 36 rated questions <ul style="list-style-type: none"> At milestone Moving forward Getting ready 6 non-rated questions, yielding qualitative insights 	<p>The 42 questions are:</p> <ul style="list-style-type: none"> 18 required 24 optional (as relevant to the mandate and geographical presence of the entity)
--	---	--	---	--

18 KPIs including 42 questions distributed across 10 areas of action

Themes	Areas of action	Scores FOR youth	Scores WITH youth
How is the entity advancing global commitments FOR youth and delivering them WITH youth?	Data, evidence, standards	10 icons (9 checked)	
	Support to Governments	2 icons (2 checked)	
	Programmes, projects, partnerships	3 icons (3 checked)	2 icons (2 checked)
	Knowledge and capacity	4 icons (4 checked)	
	Advocacy	3 icons (3 checked)	
How does the entity's strategic planning process support work FOR and WITH youth?	Strategic planning	6 icons (6 checked)	
	Funding and transparency	4 icons (4 checked)	1 icon (1 checked)
How is the entity organized to deliver coherently FOR and WITH youth?	Coordination*	1 icon (1 checked)	
	Internal capacities	3 icons (3 checked)	2 icons (2 checked)
	Youth workforce and internships	2 icons (2 checked)	

Part 1. Overview

Mandate

UNAOC aims to improve understanding and cooperation among countries and peoples across cultures, religions and beliefs and to reduce polarization at local and global levels.

The entity works in the following fields

Support sustainable development and climate change	Protect and promote human rights	Maintain peace and security	Deliver humanitarian aid	Uphold international law
--	----------------------------------	-----------------------------	--------------------------	--------------------------

Geographical presence

Global	Regional	Country
--------	----------	---------

Action/functions on youth

Data and evidence	Assistance/advisory services	Financing	Advocacy	Operational and management support
Setting standards	Programmes and projects	Coordination	Communications, outreach, visibility	Oversight
Capacity-building	Partnerships	Other (specify)		

Youth2030 priority areas in line with the entity's mandate

<p>Priority area 1 Youth engagement, participation and advocacy</p> <ul style="list-style-type: none"> Partner with youth-led and youth-serving organizations^b Strengthen youth engagement mechanisms in UN entities Strengthen meaningful youth engagement in intergovernmental/multilateral forums Leverage technology and digital solutions for large-scale outreach to young people Amplify voices of young people and showcase their contributions 				
<p>Priority area 2 Informed and healthy foundations</p>	<p>Priority area 3 Economic empowerment through decent work</p>	<p>Priority area 4 Youth and human rights</p>	<p>Priority area 5 Peacebuilding and resilience-building</p>	

* Reporting on KPI 14 has been simplified from four scores in 2021 to one score in 2022.

^b Includes a wide range of formal and informal communities of young people in the form of youth-led and youth-serving federations, unions, organizations, associations, councils, networks, clubs, movements, mechanisms and structures.

Part 2. Entity's performance

How to read: Required KPIs Optional KPIs FOR youth WITH youth

Scores: At milestone Moving forward Getting ready Not applicable

Qualitative reporting in [Youth2030 Progress Report 2023](#)

Short description of KPI	Questions	Year	KPI No.	2021		2022		2023		2024	
				Response	Rating	Response	Rating	Response	Rating	Response	Rating
1. How is the entity advancing global commitments FOR youth and delivering them WITH youth?											
A. Make data and evidence on youth available; set standards for work on youth											
Data on youth	Does the entity maintain databases on youth?	5.1	<input checked="" type="checkbox"/>	Yes	<input type="checkbox"/>	Yes	<input type="checkbox"/>				
	Does the entity spearhead development of new indicators on youth?	5.2	<input checked="" type="checkbox"/>	No	<input type="checkbox"/>	No	<input type="checkbox"/>				
	Did the entity make new data/data products on youth available in the year?	5.3	<input checked="" type="checkbox"/>	Yes	<input checked="" type="checkbox"/>	Yes	<input checked="" type="checkbox"/>				
	Does the entity harness big-data sources for insights on youth issues?	5.4	<input checked="" type="checkbox"/>	No	<input type="checkbox"/>	No	<input type="checkbox"/>				
Evidence on youth	Did the entity make new evidence on Youth2030 priority areas available in the year?	6.1	<input checked="" type="checkbox"/>	Yes	<input checked="" type="checkbox"/>	Yes	<input checked="" type="checkbox"/>				
	Did the entity publish best practices/lessons learned documentation on youth in the year?	6.2	<input checked="" type="checkbox"/>	Yes	<input type="checkbox"/>	Yes	<input type="checkbox"/>				
	Did the entity publish flagship/periodic reports on youth in the year?	6.3	<input checked="" type="checkbox"/>	Yes	<input type="checkbox"/>	Yes	<input type="checkbox"/>				
	Did the entity complete evaluations on youth in the year?	6.4	<input checked="" type="checkbox"/>	Yes	<input type="checkbox"/>	Yes	<input checked="" type="checkbox"/>				
Set standards	Did the entity publish new guidance and/or tools on Youth2030 priority areas in the year?	7	<input checked="" type="checkbox"/>	Yes	<input checked="" type="checkbox"/>	Yes	<input checked="" type="checkbox"/>				
B. Support efforts of Governments to work FOR and WITH youth											
Strengthen national policies	Did the entity strengthen national policies on youth/mainstream youth issues in the year?	9	<input checked="" type="checkbox"/>	No	<input type="checkbox"/>	n/a	<input type="checkbox"/>				
Leave No Youth Behind	Did the entity strengthen capacities of Governments to design and deliver Leave No Youth Behind strategies in the year?	10	<input checked="" type="checkbox"/>	Yes	<input checked="" type="checkbox"/>	Yes	<input type="checkbox"/>				
C. Establish programmes, projects and partnerships FOR and WITH youth											
Joint programmes and multistakeholder initiatives	Did the entity support joint programmes and/or multistakeholder initiatives ^a on youth in the year?	11	<input checked="" type="checkbox"/>	No	<input type="checkbox"/>	n/a	<input type="checkbox"/>				
Partnerships and investments for innovation	Did the entity establish partnerships for innovations on youth in the year?	12.1	<input checked="" type="checkbox"/>	Yes	<input type="checkbox"/>	Yes	<input type="checkbox"/>				
	Did the entity directly fund youth-led organizations ^a to undertake projects in the year?	12.2	<input checked="" type="checkbox"/>	Yes	<input type="checkbox"/>	Yes	<input type="checkbox"/>				
D. Build capacity of stakeholders and support exchange of knowledge on youth											
Build capacity of external stakeholders	Does the entity maintain knowledge portal(s) with information relevant to youth?	8.1	<input checked="" type="checkbox"/>	Yes	<input checked="" type="checkbox"/>	Yes	<input checked="" type="checkbox"/>				
	Did the entity invest in capacity-building of external stakeholders on youth in the year?	8.2	<input checked="" type="checkbox"/>	Yes	<input type="checkbox"/>	Yes	<input checked="" type="checkbox"/>				
	Does the entity support/host/partner with any open-source e-learning platforms for online learning?	8.3	<input checked="" type="checkbox"/>	Yes	<input checked="" type="checkbox"/>	Yes	<input checked="" type="checkbox"/>				
	Did the entity facilitate knowledge exchange on youth issues in the year?	8.4	<input checked="" type="checkbox"/>	Yes	<input checked="" type="checkbox"/>	Yes	<input checked="" type="checkbox"/>				
E. Advocate and communicate FOR and WITH youth											
Communication and advocacy	Did the entity support advocacy events on youth in intergovernmental forums/summits/conferences?	13.1	<input checked="" type="checkbox"/>	Yes	<input checked="" type="checkbox"/>	Yes	<input checked="" type="checkbox"/>				
	Did the entity support commemoration of international day events relevant to youth in the year?	13.2	<input checked="" type="checkbox"/>	Yes	<input checked="" type="checkbox"/>	Yes	<input checked="" type="checkbox"/>				
	Did the entity support/activate campaigns on Youth2030 priority areas in the year?	13.3	<input checked="" type="checkbox"/>	Yes	<input checked="" type="checkbox"/>	Yes	<input checked="" type="checkbox"/>				
Meaningful youth engagement in support to Governments	Were youth meaningfully engaged in entity support to Governments/intergovernmental processes ?	18.4	<input checked="" type="checkbox"/>	Yes	<input checked="" type="checkbox"/>	Yes	<input checked="" type="checkbox"/>				
Meaningful youth engagement in programmes, projects and campaigns	Were youth meaningfully engaged in UN-led programmes, projects and campaigns?	18.5	<input checked="" type="checkbox"/>	Yes	<input checked="" type="checkbox"/>	Yes	<input checked="" type="checkbox"/>				
2. How does the entity's strategic planning process support work FOR and WITH youth?											
A. Strategic planning											
Results for youth in strategic plans	Does the entity have guiding instruments (strategic plan/equivalent) for its work on youth?	1.1	<input checked="" type="checkbox"/>	Yes	<input type="checkbox"/>	Yes	<input type="checkbox"/>				
	Does the situational analysis in the entity's strategic plan include insights on youth issues ?	1.2	<input checked="" type="checkbox"/>	Yes	<input checked="" type="checkbox"/>	Yes	<input checked="" type="checkbox"/>				
	Does the strategic plan of the entity include results FOR youth ?	1.3	<input checked="" type="checkbox"/>	Yes	<input checked="" type="checkbox"/>	Yes	<input checked="" type="checkbox"/>				
Alignment of youth work in UN entities to Youth2030	Are the entity's programmes on youth aligned to Youth2030 priority areas ?	2.1	<input checked="" type="checkbox"/>	Yes	<input checked="" type="checkbox"/>	Yes	<input checked="" type="checkbox"/>				
	Does the human resources plan include work on strengthening internships and increasing the youth workforce ?	2.2	<input checked="" type="checkbox"/>	No	<input type="checkbox"/>	No	<input type="checkbox"/>				
	Does the entity's communication and advocacy strategy or plan include youth?	2.3	<input checked="" type="checkbox"/>	No	<input type="checkbox"/>	No	<input type="checkbox"/>				
B. Funding and transparency											
Funding for youth	Does the entity have a marker/tagging system to track resources on youth?	3.1	<input checked="" type="checkbox"/>	Yes	<input checked="" type="checkbox"/>	Yes	<input checked="" type="checkbox"/>				
	Did the entity spend/utilize the funding allocated for youth-related activities in the year?	3.2.1	<input checked="" type="checkbox"/>	Yes	<input type="checkbox"/>	Yes	<input checked="" type="checkbox"/>				
	Is information available on the proportion of the entity's total expenditure spent on youth-related activities in the year?	3.2.2	<input checked="" type="checkbox"/>	Yes	<input type="checkbox"/>	Yes	<input type="checkbox"/>				
Transparency	Did the annual report of the entity include results achieved/funds utilized on youth in the year?	4	<input checked="" type="checkbox"/>	Yes	<input type="checkbox"/>	Yes	<input type="checkbox"/>				
Meaningful youth engagement in entity processes	Were youth meaningfully engaged in entity processes , including in strategic planning processes?	18.3	<input checked="" type="checkbox"/>	Yes	<input checked="" type="checkbox"/>	Yes	<input checked="" type="checkbox"/>				
3. How is the entity organized to deliver coherently FOR and WITH youth?											
A. Coordination arrangements											
Inter-agency coordination	Was the entity engaged in inter-agency coordination on youth at global/regional levels in the year?	14	<input checked="" type="checkbox"/> ^d	n/a	<input type="checkbox"/>	Yes	<input checked="" type="checkbox"/>				
B. Internal capacities to deliver on Youth2030											
Internal capacities	Did the entity have personnel in place to deliver on the youth agenda in the year?	15.1	<input checked="" type="checkbox"/>	Yes	<input checked="" type="checkbox"/>	Yes	<input checked="" type="checkbox"/>				
	Does the entity have an internal coordination mechanism for its personnel working on youth?	15.2	<input checked="" type="checkbox"/> ^e	Yes	<input checked="" type="checkbox"/>	Yes	<input checked="" type="checkbox"/>				
	Did the entity invest in strengthening its organizational capacity on youth in the year?	15.3	<input checked="" type="checkbox"/>	No	<input type="checkbox"/>	Yes	<input type="checkbox"/>				
C. Youth workforce and internships											
Youth workforce	Does the entity undertake data-driven action to increase youth in its workforce and track progress?	16	<input checked="" type="checkbox"/>	No	<input type="checkbox"/>	No	<input type="checkbox"/>				
Fair and quality internships	Does the entity undertake data-driven action to improve internships and track progress?	17	<input checked="" type="checkbox"/>	No	<input type="checkbox"/>	No	<input type="checkbox"/>				
Policies, processes and platforms for meaningful youth engagement	Does the entity have in place policies, processes and platforms for meaningful youth engagement ?	18.1	<input checked="" type="checkbox"/>	Yes	<input type="checkbox"/>	Yes	<input type="checkbox"/>				
	Did the entity engage youth (groups) at the global/regional level in the year?	18.2	<input checked="" type="checkbox"/>	Yes	<input checked="" type="checkbox"/>	Yes	<input checked="" type="checkbox"/>				

^a Includes a range of programmes, projects and initiatives.

^d Reporting on KPI 14 has been simplified: global and regional inter-agency coordination are integrated into one score. For 2021 scores on KPI 14, please refer to [Youth2030 Snapshot Series 2022](#).

^e Required for entities with 2 or more offices in different locations (special case).

What is the Youth2030 UN Entity Snapshot Series?

In 2022, UN entities self-reported on their progress on Youth2030 against 18 key performance indicators (KPIs) as set out in the [Youth2030 Scorecard for UN Entities](#) ↗

<p>How to read the Youth2030 UN Entity Snapshot</p>	<p>The snapshot</p> <ul style="list-style-type: none"> includes the entity's mandate, geographical presence and priority areas on Youth2030 summarizes the entity's self-reported progress for 2022 	<p>Insights are available on the entity's work</p> <p><input type="checkbox"/> FOR youth</p> <p><input checked="" type="checkbox"/> WITH youth</p>	<p>18 KPIs organized in 42 questions:</p> <ul style="list-style-type: none"> 36 rated questions <ul style="list-style-type: none"> At milestone Moving forward Getting ready 6 non-rated questions, yielding qualitative insights 	<p>The 42 questions are:</p> <ul style="list-style-type: none"> 18 required 24 optional (as relevant to the mandate and geographical presence of the entity)
--	---	--	---	--

18 KPIs including 42 questions distributed across 10 areas of action

Themes	Areas of action	Scores FOR youth	Scores WITH youth
<p>How is the entity advancing global commitments FOR youth and delivering them WITH youth?</p>	Data, evidence, standards	<input checked="" type="checkbox"/> <input checked="" type="checkbox"/> <input checked="" type="checkbox"/> <input checked="" type="checkbox"/> <input checked="" type="checkbox"/> <input checked="" type="checkbox"/> <input checked="" type="checkbox"/> <input checked="" type="checkbox"/> <input checked="" type="checkbox"/>	
	Support to Governments	<input checked="" type="checkbox"/> <input checked="" type="checkbox"/>	
	Programmes, projects, partnerships	<input checked="" type="checkbox"/> <input checked="" type="checkbox"/> <input checked="" type="checkbox"/>	<input checked="" type="checkbox"/> <input checked="" type="checkbox"/>
	Knowledge and capacity	<input checked="" type="checkbox"/> <input checked="" type="checkbox"/> <input checked="" type="checkbox"/> <input checked="" type="checkbox"/>	
	Advocacy	<input checked="" type="checkbox"/> <input checked="" type="checkbox"/> <input checked="" type="checkbox"/>	
<p>How does the entity's strategic planning process support work FOR and WITH youth?</p>	Strategic planning	<input checked="" type="checkbox"/> <input checked="" type="checkbox"/> <input checked="" type="checkbox"/> <input checked="" type="checkbox"/> <input checked="" type="checkbox"/> <input checked="" type="checkbox"/>	<input checked="" type="checkbox"/>
	Funding and transparency	<input checked="" type="checkbox"/> <input checked="" type="checkbox"/> <input checked="" type="checkbox"/> <input checked="" type="checkbox"/>	
<p>How is the entity organized to deliver coherently FOR and WITH youth?</p>	Coordination*	<input checked="" type="checkbox"/>	
	Internal capacities	<input checked="" type="checkbox"/> <input checked="" type="checkbox"/> <input checked="" type="checkbox"/>	<input checked="" type="checkbox"/> <input checked="" type="checkbox"/>
	Youth workforce and internships	<input checked="" type="checkbox"/> <input checked="" type="checkbox"/>	

Part 1. Overview

Mandate

UNCTAD is the focal point in the UN for the integrated treatment of trade and development, and interrelated issues in the areas of finance, technology, investment and sustainable development.

The entity works in the following fields

Support sustainable development and climate change	Protect and promote human rights	Maintain peace and security	Deliver humanitarian aid	Uphold international law
--	----------------------------------	-----------------------------	--------------------------	--------------------------

Geographical presence

Global	Regional	Country
--------	----------	---------

Action/functions on youth

Data and evidence	Assistance/advisory services	Financing	Advocacy	Operational and management support
Setting standards	Programmes and projects	Coordination	Communications, outreach, visibility	Oversight
Capacity-building	Partnerships	Other (specify)		

Youth2030 priority areas in line with the entity's mandate

<p>Priority area 1 Youth engagement, participation and advocacy</p> <p>Partner with youth-led and youth-serving organizations^b</p> <p>Strengthen youth engagement mechanisms in UN entities</p> <p>Strengthen meaningful youth engagement in intergovernmental/multilateral forums</p> <p>Leverage technology and digital solutions for large-scale outreach to young people</p> <p>Amplify voices of young people and showcase their contributions</p>				
<p>Priority area 2 Informed and healthy foundations</p>	<p>Priority area 3 Economic empowerment through decent work</p>	<p>Priority area 4 Youth and human rights</p>	<p>Priority area 5 Peacebuilding and resilience-building</p>	

* Reporting on KPI 14 has been simplified from four scores in 2021 to one score in 2022.

^b Includes a wide range of formal and informal communities of young people in the form of youth-led and youth-serving federations, unions, organizations, associations, councils, networks, clubs, movements, mechanisms and structures.

Part 2. Entity's performance

How to read: Required KPIs Optional KPIs FOR youth WITH youth

Scores: At milestone Moving forward Getting ready Not applicable

Qualitative reporting in [Youth2030 Progress Report 2023](#)

Short description of KPI	Questions	Year	KPI No.	2021		2022		2023		2024	
				Response	Rating	Response	Rating	Response	Rating	Response	Rating
1. How is the entity advancing global commitments FOR youth and delivering them WITH youth?											
A. Make data and evidence on youth available; set standards for work on youth											
Data on youth	Does the entity maintain databases on youth?	5.1	<input checked="" type="checkbox"/>	Yes	<input type="checkbox"/>	Yes	<input type="checkbox"/>				
	Does the entity spearhead development of new indicators on youth?	5.2	<input checked="" type="checkbox"/>	No	<input type="checkbox"/>	Yes	<input type="checkbox"/>				
	Did the entity make new data/data products on youth available in the year?	5.3	<input checked="" type="checkbox"/>	No	<input type="checkbox"/>	Yes	<input checked="" type="checkbox"/>				
	Does the entity harness big-data sources for insights on youth issues?	5.4	<input checked="" type="checkbox"/>	No	<input type="checkbox"/>	No	<input type="checkbox"/>				
Evidence on youth	Did the entity make new evidence on Youth2030 priority areas available in the year?	6.1	<input checked="" type="checkbox"/>	No	<input type="checkbox"/>	No	<input type="checkbox"/>				
	Did the entity publish best practices/lessons learned documentation on youth in the year?	6.2	<input checked="" type="checkbox"/>	Yes	<input type="checkbox"/>	No	<input type="checkbox"/>				
	Did the entity publish flagship/periodic reports on youth in the year?	6.3	<input checked="" type="checkbox"/>	No	<input type="checkbox"/>	No	<input type="checkbox"/>				
	Did the entity complete evaluations on youth in the year?	6.4	<input checked="" type="checkbox"/>	No	<input type="checkbox"/>	No	<input type="checkbox"/>				
Set standards	Did the entity publish new guidance and/or tools on Youth2030 priority areas in the year?	7	<input checked="" type="checkbox"/>	No	<input type="checkbox"/>	No	<input type="checkbox"/>				
B. Support efforts of Governments to work FOR and WITH youth											
Strengthen national policies	Did the entity strengthen national policies on youth/mainstream youth issues in the year?	9	<input checked="" type="checkbox"/>	No	<input type="checkbox"/>	Yes	<input type="checkbox"/>				
Leave No Youth Behind	Did the entity strengthen capacities of Governments to design and deliver Leave No Youth Behind strategies in the year?	10	<input checked="" type="checkbox"/>	n/a	<input type="checkbox"/>	n/a	<input type="checkbox"/>				
C. Establish programmes, projects and partnerships FOR and WITH youth											
Joint programmes and multistakeholder initiatives	Did the entity support joint programmes and/or multistakeholder initiatives ^a on youth in the year?	11	<input checked="" type="checkbox"/>	No	<input type="checkbox"/>	Yes	<input type="checkbox"/>				
Partnerships and investments for innovation	Did the entity establish partnerships for innovations on youth in the year?	12.1	<input checked="" type="checkbox"/>	No	<input type="checkbox"/>	Yes	<input type="checkbox"/>				
	Did the entity directly fund youth-led organizations ^a to undertake projects in the year?	12.2	<input checked="" type="checkbox"/>	n/a	<input type="checkbox"/>	n/a	<input type="checkbox"/>				
D. Build capacity of stakeholders and support exchange of knowledge on youth											
Build capacity of external stakeholders	Does the entity maintain knowledge portal(s) with information relevant to youth?	8.1	<input checked="" type="checkbox"/>	No	<input type="checkbox"/>	Yes	<input checked="" type="checkbox"/>				
	Did the entity invest in capacity-building of external stakeholders on youth in the year?	8.2	<input checked="" type="checkbox"/>	Yes	<input type="checkbox"/>	Yes	<input type="checkbox"/>				
	Does the entity support/host/partner with any open-source e-learning platforms for online learning?	8.3	<input checked="" type="checkbox"/>	Yes	<input checked="" type="checkbox"/>	Yes	<input checked="" type="checkbox"/>				
	Did the entity facilitate knowledge exchange on youth issues in the year?	8.4	<input checked="" type="checkbox"/>	Yes	<input checked="" type="checkbox"/>	Yes	<input checked="" type="checkbox"/>				
E. Advocate and communicate FOR and WITH youth											
Communication and advocacy	Did the entity support advocacy events on youth in intergovernmental forums/summits/conferences?	13.1	<input checked="" type="checkbox"/>	Yes	<input checked="" type="checkbox"/>	Yes	<input checked="" type="checkbox"/>				
	Did the entity support commemoration of international day events relevant to youth in the year?	13.2	<input checked="" type="checkbox"/>	Yes	<input checked="" type="checkbox"/>	Yes	<input checked="" type="checkbox"/>				
	Did the entity support/activate campaigns on Youth2030 priority areas in the year?	13.3	<input checked="" type="checkbox"/>	Yes	<input checked="" type="checkbox"/>	Yes	<input checked="" type="checkbox"/>				
Meaningful youth engagement in support to Governments	Were youth meaningfully engaged in entity support to Governments/intergovernmental processes ?	18.4	<input checked="" type="checkbox"/>	Yes	<input type="checkbox"/>	Yes	<input checked="" type="checkbox"/>				
Meaningful youth engagement in programmes, projects and campaigns	Were youth meaningfully engaged in UN-led programmes, projects and campaigns?	18.5	<input checked="" type="checkbox"/>	Yes	<input type="checkbox"/>	Yes	<input checked="" type="checkbox"/>				
2. How does the entity's strategic planning process support work FOR and WITH youth?											
A. Strategic planning											
Results for youth in strategic plans	Does the entity have guiding instruments (strategic plan/equivalent) for its work on youth?	1.1	<input checked="" type="checkbox"/>	Yes	<input type="checkbox"/>	Yes	<input type="checkbox"/>				
	Does the situational analysis in the entity's strategic plan include insights on youth issues ?	1.2	<input checked="" type="checkbox"/>	Yes	<input type="checkbox"/>	Yes	<input type="checkbox"/>				
	Does the strategic plan of the entity include results FOR youth ?	1.3	<input checked="" type="checkbox"/>	No	<input type="checkbox"/>	Yes	<input checked="" type="checkbox"/>				
Alignment of youth work in UN entities to Youth2030	Are the entity's programmes on youth aligned to Youth2030 priority areas ?	2.1	<input checked="" type="checkbox"/>	Yes	<input type="checkbox"/>	Yes	<input checked="" type="checkbox"/>				
	Does the human resources plan include work on strengthening internships and increasing the youth workforce ?	2.2	<input checked="" type="checkbox"/>	Yes	<input checked="" type="checkbox"/>	Yes	<input checked="" type="checkbox"/>				
	Does the entity's communication and advocacy strategy or plan include youth?	2.3	<input checked="" type="checkbox"/>	Yes	<input checked="" type="checkbox"/>	Yes	<input checked="" type="checkbox"/>				
B. Funding and transparency											
Funding for youth	Does the entity have a marker/tagging system to track resources on youth?	3.1	<input checked="" type="checkbox"/>	No	<input type="checkbox"/>	No	<input type="checkbox"/>				
	Did the entity spend/utilize the funding allocated for youth-related activities in the year?	3.2.1	<input checked="" type="checkbox"/>	No	<input type="checkbox"/>	No	<input type="checkbox"/>				
	Is information available on the proportion of the entity's total expenditure spent on youth-related activities in the year?	3.2.2	<input checked="" type="checkbox"/>	No	<input type="checkbox"/>	No	<input type="checkbox"/>				
Transparency	Did the annual report of the entity include results achieved/funds utilized on youth in the year?	4	<input checked="" type="checkbox"/>	Yes	<input type="checkbox"/>	Yes	<input checked="" type="checkbox"/>				
Meaningful youth engagement in entity processes	Were youth meaningfully engaged in entity processes , including in strategic planning processes?	18.3	<input checked="" type="checkbox"/>	Yes	<input checked="" type="checkbox"/>	Yes	<input checked="" type="checkbox"/>				
3. How is the entity organized to deliver coherently FOR and WITH youth?											
A. Coordination arrangements											
Inter-agency coordination	Was the entity engaged in inter-agency coordination on youth at global/regional levels in the year?	14	<input checked="" type="checkbox"/> ^d	n/a	<input type="checkbox"/>	Yes	<input checked="" type="checkbox"/>				
B. Internal capacities to deliver on Youth2030											
Internal capacities	Did the entity have personnel in place to deliver on the youth agenda in the year?	15.1	<input checked="" type="checkbox"/>	Yes	<input checked="" type="checkbox"/>	Yes	<input checked="" type="checkbox"/>				
	Does the entity have an internal coordination mechanism for its personnel working on youth?	15.2	<input checked="" type="checkbox"/> ^b	Yes	<input checked="" type="checkbox"/>	Yes	<input checked="" type="checkbox"/>				
	Did the entity invest in strengthening its organizational capacity on youth in the year?	15.3	<input checked="" type="checkbox"/>	Yes	<input type="checkbox"/>	Yes	<input type="checkbox"/>				
C. Youth workforce and internships											
Youth workforce	Does the entity undertake data-driven action to increase youth in its workforce and track progress?	16	<input checked="" type="checkbox"/>	Yes	<input type="checkbox"/>	Yes	<input type="checkbox"/>				
Fair and quality internships	Does the entity undertake data-driven action to improve internships and track progress?	17	<input checked="" type="checkbox"/>	Yes	<input type="checkbox"/>	Yes	<input type="checkbox"/>				
Policies, processes and platforms for meaningful youth engagement	Does the entity have in place policies, processes and platforms for meaningful youth engagement ?	18.1	<input checked="" type="checkbox"/>	Yes	<input type="checkbox"/>	Yes	<input type="checkbox"/>				
	Did the entity engage youth (groups) at the global/regional level in the year?	18.2	<input checked="" type="checkbox"/>	Yes	<input checked="" type="checkbox"/>	Yes	<input checked="" type="checkbox"/>				

^a Includes a range of programmes, projects and initiatives.

^d Reporting on KPI 14 has been simplified: global and regional inter-agency coordination are integrated into one score. For 2021 scores on KPI 14, please refer to [Youth2030 Snapshot Series 2022](#).

^b Required for entities with 2 or more offices in different locations (special case).

What is the Youth2030 UN Entity Snapshot Series?

In 2022, UN entities self-reported on their progress on Youth2030 against 18 key performance indicators (KPIs) as set out in the [Youth2030 Scorecard for UN Entities](#)

<p>How to read the Youth2030 UN Entity Snapshot</p>	<p>The snapshot</p> <ul style="list-style-type: none"> includes the entity's mandate, geographical presence and priority areas on Youth2030 summarizes the entity's self-reported progress for 2022 	<p>Insights are available on the entity's work</p> <ul style="list-style-type: none"> <input type="checkbox"/> FOR youth <input checked="" type="checkbox"/> WITH youth 	<p>18 KPIs organized in 42 questions:</p> <ul style="list-style-type: none"> 36 rated questions <ul style="list-style-type: none"> At milestone Moving forward Getting ready 6 non-rated questions, yielding qualitative insights 	<p>The 42 questions are:</p> <ul style="list-style-type: none"> 18 required 24 optional (as relevant to the mandate and geographical presence of the entity)
--	---	---	---	--

18 KPIs including 42 questions distributed across 10 areas of action

Themes	Areas of action	Scores FOR youth	Scores WITH youth
How is the entity advancing global commitments FOR youth and delivering them WITH youth?	Data, evidence, standards	✓ ✓ ✓ ✓ ✓ ✓ ✓ ✓ ✓	
	Support to Governments	✓ ✓	
	Programmes, projects, partnerships	✓ ✓ ✓	✓ ✓
	Knowledge and capacity	✓ ✓ ✓ ✓	
	Advocacy	✓ ✓ ✓	
How does the entity's strategic planning process support work FOR and WITH youth?	Strategic planning	✓ ✓ ✓ ✓ ✓ ✓	
	Funding and transparency	✓ ✓ ✓ ✓	✓
How is the entity organized to deliver coherently FOR and WITH youth?	Coordination*	✓	
	Internal capacities	✓ ✓ ✓	✓ ✓
	Youth workforce and internships	✓ ✓	

Part 1. Overview

Mandate

UNDP is the UN's lead agency on international development, working to eradicate poverty and reduce inequality in three focus areas: sustainable development, democratic governance and peacebuilding, and climate and disaster resilience.

The entity works in the following fields

Support sustainable development and climate change	Protect and promote human rights	Maintain peace and security	Deliver humanitarian aid	Uphold international law
--	----------------------------------	-----------------------------	--------------------------	--------------------------

Geographical presence

Global	Regional	Country
--------	----------	---------

Action/functions on youth

Data and evidence	Assistance/advisory services	Financing	Advocacy	Operational and management support
Setting standards	Programmes and projects	Coordination	Communications, outreach, visibility	Oversight
Capacity-building	Partnerships	Other (specify)		

Youth2030 priority areas in line with the entity's mandate

Priority area 1
Youth engagement, participation and advocacy

Partner with youth-led and youth-serving organizations ^b	Strengthen youth engagement mechanisms in UN entities	Strengthen meaningful youth engagement in intergovernmental/multilateral forums	Leverage technology and digital solutions for large-scale outreach to young people	Amplify voices of young people and showcase their contributions
---	---	---	--	---

Priority area 2 Informed and healthy foundations	Priority area 3 Economic empowerment through decent work	Priority area 4 Youth and human rights	Priority area 5 Peacebuilding and resilience-building
--	--	--	---

^a Reporting on KPI 14 has been simplified from four scores in 2021 to one score in 2022.

^b Includes a wide range of formal and informal communities of young people in the form of youth-led and youth-serving federations, unions, organizations, associations, councils, networks, clubs, movements, mechanisms and structures.

Part 2. Entity's performance

How to read: Required KPIs Optional KPIs FOR youth WITH youth

Scores: At milestone Moving forward Getting ready Not applicable

Qualitative reporting in [Youth2030 Progress Report 2023](#)

Short description of KPI	Questions	Year	KPI No.	2021		2022		2023		2024	
				Response	Rating	Response	Rating	Response	Rating	Response	Rating
1. How is the entity advancing global commitments FOR youth and delivering them WITH youth?											
A. Make data and evidence on youth available; set standards for work on youth											
Data on youth	Does the entity maintain databases on youth?	5.1	<input checked="" type="checkbox"/>	Yes	<input type="checkbox"/>	Yes	<input type="checkbox"/>				
	Does the entity spearhead development of new indicators on youth?	5.2	<input checked="" type="checkbox"/>	Yes	<input type="checkbox"/>	Yes	<input type="checkbox"/>				
	Did the entity make new data/data products on youth available in the year?	5.3	<input checked="" type="checkbox"/>	Yes	<input checked="" type="checkbox"/>	Yes	<input checked="" type="checkbox"/>				
	Does the entity harness big-data sources for insights on youth issues?	5.4	<input checked="" type="checkbox"/>	Yes	<input checked="" type="checkbox"/>	Yes	<input checked="" type="checkbox"/>				
Evidence on youth	Did the entity make new evidence on Youth2030 priority areas available in the year?	6.1	<input checked="" type="checkbox"/>	Yes	<input checked="" type="checkbox"/>	Yes	<input checked="" type="checkbox"/>				
	Did the entity publish best practices/lessons learned documentation on youth in the year?	6.2	<input checked="" type="checkbox"/>	Yes	<input type="checkbox"/>	Yes	<input type="checkbox"/>				
	Did the entity publish flagship/periodic reports on youth in the year?	6.3	<input checked="" type="checkbox"/>	Yes	<input type="checkbox"/>	Yes	<input type="checkbox"/>				
	Did the entity complete evaluations on youth in the year?	6.4	<input checked="" type="checkbox"/>	Yes	<input type="checkbox"/>	Yes	<input checked="" type="checkbox"/>				
Set standards	Did the entity publish new guidance and/or tools on Youth2030 priority areas in the year?	7	<input checked="" type="checkbox"/>	Yes	<input checked="" type="checkbox"/>	Yes	<input checked="" type="checkbox"/>				
B. Support efforts of Governments to work FOR and WITH youth											
Strengthen national policies	Did the entity strengthen national policies on youth/mainstream youth issues in the year?	9	<input checked="" type="checkbox"/>	Yes	<input type="checkbox"/>	Yes	<input checked="" type="checkbox"/>				
Leave No Youth Behind	Did the entity strengthen capacities of Governments to design and deliver Leave No Youth Behind strategies in the year?	10	<input checked="" type="checkbox"/>	Yes	<input type="checkbox"/>	Yes	<input type="checkbox"/>				
C. Establish programmes, projects and partnerships FOR and WITH youth											
Joint programmes and multistakeholder initiatives	Did the entity support joint programmes and/or multistakeholder initiatives ^e on youth in the year?	11	<input checked="" type="checkbox"/>	Yes	<input type="checkbox"/>	Yes	<input checked="" type="checkbox"/>				
Partnerships and investments for innovation	Did the entity establish partnerships for innovations on youth in the year?	12.1	<input checked="" type="checkbox"/>	Yes	<input type="checkbox"/>	Yes	<input checked="" type="checkbox"/>				
	Did the entity directly fund youth-led organizations ^f to undertake projects in the year?	12.2	<input checked="" type="checkbox"/>	No	<input type="checkbox"/>	Yes	<input type="checkbox"/>				
D. Build capacity of stakeholders and support exchange of knowledge on youth											
Build capacity of external stakeholders	Does the entity maintain knowledge portal(s) with information relevant to youth?	8.1	<input checked="" type="checkbox"/>	Yes	<input checked="" type="checkbox"/>	Yes	<input checked="" type="checkbox"/>				
	Did the entity invest in capacity-building of external stakeholders on youth in the year?	8.2	<input checked="" type="checkbox"/>	Yes	<input checked="" type="checkbox"/>	Yes	<input checked="" type="checkbox"/>				
	Does the entity support/host/partner with any open-source e-learning platforms for online learning?	8.3	<input checked="" type="checkbox"/>	Yes	<input checked="" type="checkbox"/>	Yes	<input checked="" type="checkbox"/>				
	Did the entity facilitate knowledge exchange on youth issues in the year?	8.4	<input checked="" type="checkbox"/>	Yes	<input checked="" type="checkbox"/>	Yes	<input checked="" type="checkbox"/>				
E. Advocate and communicate FOR and WITH youth											
Communication and advocacy	Did the entity support advocacy events on youth in intergovernmental forums/summits/conferences?	13.1	<input checked="" type="checkbox"/>	Yes	<input checked="" type="checkbox"/>	Yes	<input checked="" type="checkbox"/>				
	Did the entity support commemoration of international day events relevant to youth in the year?	13.2	<input checked="" type="checkbox"/>	Yes	<input checked="" type="checkbox"/>	Yes	<input checked="" type="checkbox"/>				
	Did the entity support/activate campaigns on Youth2030 priority areas in the year?	13.3	<input checked="" type="checkbox"/>	Yes	<input checked="" type="checkbox"/>	Yes	<input checked="" type="checkbox"/>				
Meaningful youth engagement in support to Governments	Were youth meaningfully engaged in entity support to Governments/intergovernmental processes ?	18.4	<input checked="" type="checkbox"/>	Yes	<input checked="" type="checkbox"/>	Yes	<input checked="" type="checkbox"/>				
Meaningful youth engagement in programmes, projects and campaigns	Were youth meaningfully engaged in UN-led programmes, projects and campaigns?	18.5	<input checked="" type="checkbox"/>	Yes	<input checked="" type="checkbox"/>	Yes	<input checked="" type="checkbox"/>				
2. How does the entity's strategic planning process support work FOR and WITH youth?											
A. Strategic planning											
Results for youth in strategic plans	Does the entity have guiding instruments (strategic plan/equivalent) for its work on youth?	1.1	<input checked="" type="checkbox"/>	Yes	<input type="checkbox"/>	Yes	<input type="checkbox"/>				
	Does the situational analysis in the entity's strategic plan include insights on youth issues ?	1.2	<input checked="" type="checkbox"/>	Yes	<input checked="" type="checkbox"/>	Yes	<input checked="" type="checkbox"/>				
	Does the strategic plan of the entity include results FOR youth ?	1.3	<input checked="" type="checkbox"/>	Yes	<input checked="" type="checkbox"/>	Yes	<input checked="" type="checkbox"/>				
Alignment of youth work in UN entities to Youth2030	Are the entity's programmes on youth aligned to Youth2030 priority areas ?	2.1	<input checked="" type="checkbox"/>	Yes	<input type="checkbox"/>	Yes	<input checked="" type="checkbox"/>				
	Does the human resources plan include work on strengthening internships and increasing the youth workforce ?	2.2	<input checked="" type="checkbox"/>	Yes	<input checked="" type="checkbox"/>	Yes	<input checked="" type="checkbox"/>				
	Does the entity's communication and advocacy strategy or plan include youth?	2.3	<input checked="" type="checkbox"/>	Yes	<input type="checkbox"/>	Yes	<input checked="" type="checkbox"/>				
B. Funding and transparency											
Funding for youth	Does the entity have a marker/tagging system to track resources on youth?	3.1	<input checked="" type="checkbox"/>	Yes	<input checked="" type="checkbox"/>	Yes	<input checked="" type="checkbox"/>				
	Did the entity spend/utilize the funding allocated for youth-related activities in the year?	3.2.1	<input checked="" type="checkbox"/>	No	<input type="checkbox"/>	Yes	<input checked="" type="checkbox"/>				
	Is information available on the proportion of the entity's total expenditure spent on youth-related activities in the year?	3.2.2	<input checked="" type="checkbox"/>	No	<input type="checkbox"/>	No	<input type="checkbox"/>				
Transparency	Did the annual report of the entity include results achieved/funds utilized on youth in the year?	4	<input checked="" type="checkbox"/>	Yes	<input checked="" type="checkbox"/>	Yes	<input checked="" type="checkbox"/>				
Meaningful youth engagement in entity processes	Were youth meaningfully engaged in entity processes , including in strategic planning processes?	18.3	<input checked="" type="checkbox"/>	Yes	<input checked="" type="checkbox"/>	Yes	<input checked="" type="checkbox"/>				
3. How is the entity organized to deliver coherently FOR and WITH youth?											
A. Coordination arrangements											
Inter-agency coordination	Was the entity engaged in inter-agency coordination on youth at global/regional levels in the year?	14	<input checked="" type="checkbox"/> ^d	n/a	<input type="checkbox"/>	Yes	<input checked="" type="checkbox"/>				
B. Internal capacities to deliver on Youth2030											
Internal capacities	Did the entity have personnel in place to deliver on the youth agenda in the year?	15.1	<input checked="" type="checkbox"/>	Yes	<input checked="" type="checkbox"/>	Yes	<input checked="" type="checkbox"/>				
	Does the entity have an internal coordination mechanism for its personnel working on youth?	15.2	<input checked="" type="checkbox"/> ^e	Yes	<input checked="" type="checkbox"/>	Yes	<input checked="" type="checkbox"/>				
	Did the entity invest in strengthening its organizational capacity on youth in the year?	15.3	<input checked="" type="checkbox"/>	Yes	<input checked="" type="checkbox"/>	Yes	<input checked="" type="checkbox"/>				
C. Youth workforce and internships											
Youth workforce	Does the entity undertake data-driven action to increase youth in its workforce and track progress?	16	<input checked="" type="checkbox"/>	Yes	<input type="checkbox"/>	Yes	<input checked="" type="checkbox"/>				
Fair and quality internships	Does the entity undertake data-driven action to improve internships and track progress?	17	<input checked="" type="checkbox"/>	Yes	<input type="checkbox"/>	Yes	<input checked="" type="checkbox"/>				
Policies, processes and platforms for meaningful youth engagement	Does the entity have in place policies, processes and platforms for meaningful youth engagement ?	18.1	<input checked="" type="checkbox"/>	Yes	<input type="checkbox"/>	Yes	<input checked="" type="checkbox"/>				
	Did the entity engage youth (groups) at the global/regional level in the year?	18.2	<input checked="" type="checkbox"/>	Yes	<input checked="" type="checkbox"/>	Yes	<input checked="" type="checkbox"/>				

^e Includes a range of programmes, projects and initiatives.

^d Reporting on KPI 14 has been simplified: global and regional inter-agency coordination are integrated into one score. For 2021 scores on KPI 14, please refer to [Youth2030 Snapshot Series 2022](#).

^e Required for entities with 2 or more offices in different locations (special case).

What is the Youth2030 UN Entity Snapshot Series?

In 2022, UN entities self-reported on their progress on Youth2030 against 18 key performance indicators (KPIs) as set out in the [Youth2030 Scorecard for UN Entities](#) ↗

<p>How to read the Youth2030 UN Entity Snapshot</p>	<p>The snapshot</p> <ul style="list-style-type: none"> includes the entity's mandate, geographical presence and priority areas on Youth2030 summarizes the entity's self-reported progress for 2022 	<p>Insights are available on the entity's work</p> <p><input type="checkbox"/> FOR youth</p> <p><input checked="" type="checkbox"/> WITH youth</p>	<p>18 KPIs organized in 42 questions:</p> <ul style="list-style-type: none"> 36 rated questions <ul style="list-style-type: none"> At milestone Moving forward Getting ready 6 non-rated questions, yielding qualitative insights 	<p>The 42 questions are:</p> <ul style="list-style-type: none"> 18 required 24 optional (as relevant to the mandate and geographical presence of the entity)
--	---	--	---	--

18 KPIs including 42 questions distributed across 10 areas of action

Themes	Areas of action	Scores FOR youth	Scores WITH youth
<p>How is the entity advancing global commitments FOR youth and delivering them WITH youth?</p>	Data, evidence, standards	<input checked="" type="checkbox"/> <input checked="" type="checkbox"/> <input checked="" type="checkbox"/> <input checked="" type="checkbox"/> <input checked="" type="checkbox"/> <input checked="" type="checkbox"/> <input checked="" type="checkbox"/> <input checked="" type="checkbox"/> <input checked="" type="checkbox"/>	
	Support to Governments	<input checked="" type="checkbox"/> <input checked="" type="checkbox"/>	
	Programmes, projects, partnerships	<input checked="" type="checkbox"/> <input checked="" type="checkbox"/> <input checked="" type="checkbox"/>	<input checked="" type="checkbox"/> <input checked="" type="checkbox"/>
	Knowledge and capacity	<input checked="" type="checkbox"/> <input checked="" type="checkbox"/> <input checked="" type="checkbox"/> <input checked="" type="checkbox"/>	
	Advocacy	<input checked="" type="checkbox"/> <input checked="" type="checkbox"/> <input checked="" type="checkbox"/>	
<p>How does the entity's strategic planning process support work FOR and WITH youth?</p>	Strategic planning	<input checked="" type="checkbox"/> <input checked="" type="checkbox"/> <input checked="" type="checkbox"/> <input checked="" type="checkbox"/> <input checked="" type="checkbox"/> <input checked="" type="checkbox"/>	<input checked="" type="checkbox"/>
	Funding and transparency	<input checked="" type="checkbox"/> <input checked="" type="checkbox"/> <input checked="" type="checkbox"/> <input checked="" type="checkbox"/>	
<p>How is the entity organized to deliver coherently FOR and WITH youth?</p>	Coordination*	<input checked="" type="checkbox"/>	
	Internal capacities	<input checked="" type="checkbox"/> <input checked="" type="checkbox"/> <input checked="" type="checkbox"/>	<input checked="" type="checkbox"/> <input checked="" type="checkbox"/>
	Youth workforce and internships	<input checked="" type="checkbox"/> <input checked="" type="checkbox"/>	

Part 1. Overview

Mandate

UNDRR supports the implementation, follow-up and review of the Sendai Framework for Disaster Risk Reduction 2015–2030. It ensures coordination and synergies among disaster risk reduction activities of the UN system and regional organizations.

The entity works in the following fields

Support sustainable development and climate change	Protect and promote human rights	Maintain peace and security	Deliver humanitarian aid	Uphold international law
--	----------------------------------	-----------------------------	--------------------------	--------------------------

Geographical presence

Global	Regional	Country
--------	----------	---------

Action/functions on youth

Data and evidence	Assistance/advisory services	Financing	Advocacy	Operational and management support
Setting standards	Programmes and projects	Coordination	Communications, outreach, visibility	Oversight
Capacity-building	Partnerships	Other (specify)		

Youth2030 priority areas in line with the entity's mandate

Priority area 1
Youth engagement, participation and advocacy

Partner with youth-led and youth-serving organizations ^a	Strengthen youth engagement mechanisms in UN entities	Strengthen meaningful youth engagement in intergovernmental/multilateral forums	Leverage technology and digital solutions for large-scale outreach to young people	Amplify voices of young people and showcase their contributions
---	---	---	--	---

Priority area 2 Informed and healthy foundations	Priority area 3 Economic empowerment through decent work	Priority area 4 Youth and human rights	Priority area 5 Peacebuilding and resilience-building
--	--	--	---

^a Reporting on KPI 14 has been simplified from four scores in 2021 to one score in 2022.

^b Includes a wide range of formal and informal communities of young people in the form of youth-led and youth-serving federations, unions, organizations, associations, councils, networks, clubs, movements, mechanisms and structures.

Part 2. Entity's performance

How to read: Required KPIs Optional KPIs FOR youth WITH youth

Scores: ● At milestone ● Moving forward ● Getting ready ● Not applicable

Qualitative reporting in [Youth2030 Progress Report 2023](#)

Short description of KPI	Questions	Year	KPI No.	2021		2022		2023		2024	
				Response	Rating	Response	Rating	Response	Rating	Response	Rating
1. How is the entity advancing global commitments FOR youth and delivering them WITH youth?											
A. Make data and evidence on youth available; set standards for work on youth											
Data on youth	Does the entity maintain databases on youth?	5.1	<input checked="" type="checkbox"/>	Yes	▽	Yes	▽				
	Does the entity spearhead development of new indicators on youth?	5.2	<input checked="" type="checkbox"/>	No	▽	No	▽				
	Did the entity make new data/data products on youth available in the year?	5.3	<input checked="" type="checkbox"/>	No	●	No	●				
	Does the entity harness big-data sources for insights on youth issues?	5.4	<input checked="" type="checkbox"/>	No	●	No	●				
Evidence on youth	Did the entity make new evidence on Youth2030 priority areas available in the year?	6.1	<input checked="" type="checkbox"/>	Yes	●	Yes	●				
	Did the entity publish best practices/lessons learned documentation on youth in the year?	6.2	<input checked="" type="checkbox"/>	Yes	▽	Yes	▽				
	Did the entity publish flagship/periodic reports on youth in the year?	6.3	<input checked="" type="checkbox"/>	No	▽	No	▽				
	Did the entity complete evaluations on youth in the year?	6.4	<input checked="" type="checkbox"/>	No	●	No	●				
Set standards	Did the entity publish new guidance and/or tools on Youth2030 priority areas in the year?	7	<input checked="" type="checkbox"/>	Yes	●	n/a	●				
B. Support efforts of Governments to work FOR and WITH youth											
Strengthen national policies	Did the entity strengthen national policies on youth/mainstream youth issues in the year?	9	<input checked="" type="checkbox"/>	No	●	n/a	●				
Leave No Youth Behind	Did the entity strengthen capacities of Governments to design and deliver Leave No Youth Behind strategies in the year?	10	<input checked="" type="checkbox"/>	No	●	n/a	●				
C. Establish programmes, projects and partnerships FOR and WITH youth											
Joint programmes and multistakeholder initiatives	Did the entity support joint programmes and/or multistakeholder initiatives ^a on youth in the year?	11	<input checked="" type="checkbox"/>	No	●	n/a	●				
Partnerships and investments for innovation	Did the entity establish partnerships for innovations on youth in the year?	12.1	<input checked="" type="checkbox"/>	No	●	n/a	●				
	Did the entity directly fund youth-led organizations ^a to undertake projects in the year?	12.2	<input checked="" type="checkbox"/>	No	●	n/a	●				
D. Build capacity of stakeholders and support exchange of knowledge on youth											
Build capacity of external stakeholders	Does the entity maintain knowledge portal(s) with information relevant to youth?	8.1	<input checked="" type="checkbox"/>	Yes	●	Yes	●				
	Did the entity invest in capacity-building of external stakeholders on youth in the year?	8.2	<input checked="" type="checkbox"/>	Yes	●	Yes	●				
	Does the entity support/host/partner with any open-source e-learning platforms for online learning?	8.3	<input checked="" type="checkbox"/>	Yes	●	No	●				
	Did the entity facilitate knowledge exchange on youth issues in the year?	8.4	<input checked="" type="checkbox"/>	Yes	●	Yes	●				
E. Advocate and communicate FOR and WITH youth											
Communication and advocacy	Did the entity support advocacy events on youth in intergovernmental forums/summits/conferences?	13.1	<input checked="" type="checkbox"/>	Yes	●	Yes	●				
	Did the entity support commemoration of international day events relevant to youth in the year?	13.2	<input checked="" type="checkbox"/>	Yes	●	Yes	●				
	Did the entity support/activate campaigns on Youth2030 priority areas in the year?	13.3	<input checked="" type="checkbox"/>	Yes	●	Yes	●				
Meaningful youth engagement in support to Governments	Were youth meaningfully engaged in entity support to Governments/intergovernmental processes ?	18.4	<input checked="" type="checkbox"/>	Yes	●	Yes	●				
Meaningful youth engagement in programmes, projects and campaigns	Were youth meaningfully engaged in UN-led programmes, projects and campaigns?	18.5	<input checked="" type="checkbox"/>	Yes	●	Yes	●				
2. How does the entity's strategic planning process support work FOR and WITH youth?											
A. Strategic planning											
Results for youth in strategic plans	Does the entity have guiding instruments (strategic plan/equivalent) for its work on youth?	1.1	<input checked="" type="checkbox"/>	Yes	▽	Yes	▽				
	Does the situational analysis in the entity's strategic plan include insights on youth issues ?	1.2	<input checked="" type="checkbox"/>	Yes	●	Yes	●				
	Does the strategic plan of the entity include results FOR youth ?	1.3	<input checked="" type="checkbox"/>	No	●	Yes	●				
Alignment of youth work in UN entities to Youth2030	Are the entity's programmes on youth aligned to Youth2030 priority areas ?	2.1	<input checked="" type="checkbox"/>	Yes	●	Yes	●				
	Does the human resources plan include work on strengthening internships and increasing the youth workforce ?	2.2	<input checked="" type="checkbox"/>	Yes	●	Yes	●				
	Does the entity's communication and advocacy strategy or plan include youth?	2.3	<input checked="" type="checkbox"/>	Yes	●	Yes	●				
B. Funding and transparency											
Funding for youth	Does the entity have a marker/tagging system to track resources on youth?	3.1	<input checked="" type="checkbox"/>	No	●	No	●				
	Did the entity spend/utilize the funding allocated for youth-related activities in the year?	3.2.1	<input checked="" type="checkbox"/>	No	●	No	●				
	Is information available on the proportion of the entity's total expenditure spent on youth-related activities in the year?	3.2.2	<input checked="" type="checkbox"/>	No	▽	No	▽				
Transparency	Did the annual report of the entity include results achieved/funds utilized on youth in the year?	4	<input checked="" type="checkbox"/>	Yes	●	Yes	●				
Meaningful youth engagement in entity processes	Were youth meaningfully engaged in entity processes , including in strategic planning processes?	18.3	<input checked="" type="checkbox"/>	Yes	●	Yes	●				
3. How is the entity organized to deliver coherently FOR and WITH youth?											
A. Coordination arrangements											
Inter-agency coordination	Was the entity engaged in inter-agency coordination on youth at global/regional levels in the year?	14	<input checked="" type="checkbox"/> ^d	n/a	⊗	Yes	●				
B. Internal capacities to deliver on Youth2030											
Internal capacities	Did the entity have personnel in place to deliver on the youth agenda in the year?	15.1	<input checked="" type="checkbox"/>	Yes	●	Yes	●				
	Does the entity have an internal coordination mechanism for its personnel working on youth?	15.2	<input checked="" type="checkbox"/> ^b	Yes	●	Yes	●				
	Did the entity invest in strengthening its organizational capacity on youth in the year?	15.3	<input checked="" type="checkbox"/>	No	●	No	●				
C. Youth workforce and internships											
Youth workforce	Does the entity undertake data-driven action to increase youth in its workforce and track progress?	16	<input checked="" type="checkbox"/>	Yes	●	Yes	●				
Fair and quality internships	Does the entity undertake data-driven action to improve internships and track progress?	17	<input checked="" type="checkbox"/>	Yes	●	Yes	●				
Policies, processes and platforms for meaningful youth engagement	Does the entity have in place policies, processes and platforms for meaningful youth engagement ?	18.1	<input checked="" type="checkbox"/>	Yes	●	Yes	●				
	Did the entity engage youth (groups) at the global/regional level in the year?	18.2	<input checked="" type="checkbox"/>	Yes	●	Yes	●				

^a Includes a range of programmes, projects and initiatives.

^d Reporting on KPI 14 has been simplified: global and regional inter-agency coordination are integrated into one score. For 2021 scores on KPI 14, please refer to [Youth2030 Snapshot Series 2022](#).

^b Required for entities with 2 or more offices in different locations (special case).

What is the Youth2030 UN Entity Snapshot Series?

In 2022, UN entities self-reported on their progress on Youth2030 against 18 key performance indicators (KPIs) as set out in the [Youth2030 Scorecard for UN Entities](#)

<p>How to read the Youth2030 UN Entity Snapshot</p>	<p>The snapshot</p> <ul style="list-style-type: none"> includes the entity's mandate, geographical presence and priority areas on Youth2030 summarizes the entity's self-reported progress for 2022 	<p>Insights are available on the entity's work</p> <ul style="list-style-type: none"> <input type="checkbox"/> FOR youth <input checked="" type="checkbox"/> WITH youth 	<p>18 KPIs organized in 42 questions:</p> <ul style="list-style-type: none"> 36 rated questions <ul style="list-style-type: none"> At milestone Moving forward Getting ready 6 non-rated questions, yielding qualitative insights 	<p>The 42 questions are:</p> <ul style="list-style-type: none"> 18 required 24 optional (as relevant to the mandate and geographical presence of the entity)
--	---	---	---	--

18 KPIs including 42 questions distributed across 10 areas of action

Themes	Areas of action	Scores FOR youth	Scores WITH youth
<p>How is the entity advancing global commitments FOR youth and delivering them WITH youth?</p>	Data, evidence, standards	<input checked="" type="checkbox"/> <input checked="" type="checkbox"/> <input checked="" type="checkbox"/> <input checked="" type="checkbox"/> <input checked="" type="checkbox"/> <input checked="" type="checkbox"/> <input checked="" type="checkbox"/> <input checked="" type="checkbox"/> <input checked="" type="checkbox"/>	
	Support to Governments	<input checked="" type="checkbox"/> <input checked="" type="checkbox"/>	
	Programmes, projects, partnerships	<input checked="" type="checkbox"/> <input checked="" type="checkbox"/> <input checked="" type="checkbox"/>	<input checked="" type="checkbox"/> <input checked="" type="checkbox"/>
	Knowledge and capacity	<input checked="" type="checkbox"/> <input checked="" type="checkbox"/> <input checked="" type="checkbox"/> <input checked="" type="checkbox"/>	
	Advocacy	<input checked="" type="checkbox"/> <input checked="" type="checkbox"/> <input checked="" type="checkbox"/>	
<p>How does the entity's strategic planning process support work FOR and WITH youth?</p>	Strategic planning	<input checked="" type="checkbox"/> <input checked="" type="checkbox"/> <input checked="" type="checkbox"/> <input checked="" type="checkbox"/> <input checked="" type="checkbox"/> <input checked="" type="checkbox"/>	<input checked="" type="checkbox"/>
	Funding and transparency	<input checked="" type="checkbox"/> <input checked="" type="checkbox"/> <input checked="" type="checkbox"/> <input checked="" type="checkbox"/>	
<p>How is the entity organized to deliver coherently FOR and WITH youth?</p>	Coordination*	<input checked="" type="checkbox"/>	
	Internal capacities	<input checked="" type="checkbox"/> <input checked="" type="checkbox"/> <input checked="" type="checkbox"/>	<input checked="" type="checkbox"/> <input checked="" type="checkbox"/>
	Youth workforce and internships	<input checked="" type="checkbox"/> <input checked="" type="checkbox"/>	

Part 1. Overview

Mandate

UNEP shapes the global environmental agenda and promotes the coherent, coordinated implementation of the environmental dimension of sustainable development.

The entity works in the following fields

Support sustainable development and climate change	Protect and promote human rights	Maintain peace and security	Deliver humanitarian aid	Uphold international law
--	----------------------------------	-----------------------------	--------------------------	--------------------------

Geographical presence

Global	Regional	Country
--------	----------	---------

Action/functions on youth

Data and evidence	Assistance/advisory services	Financing	Advocacy	Operational and management support
Setting standards	Programmes and projects	Coordination	Communications, outreach, visibility	Oversight
Capacity-building	Partnerships	Other (specify)		

Youth2030 priority areas in line with the entity's mandate

<p>Priority area 1 Youth engagement, participation and advocacy</p> <ul style="list-style-type: none"> Partner with youth-led and youth-serving organizations^b Strengthen youth engagement mechanisms in UN entities Strengthen meaningful youth engagement in intergovernmental/multilateral forums Leverage technology and digital solutions for large-scale outreach to young people Amplify voices of young people and showcase their contributions 				
<p>Priority area 2 Informed and healthy foundations</p>	<p>Priority area 3 Economic empowerment through decent work</p>	<p>Priority area 4 Youth and human rights</p>	<p>Priority area 5 Peacebuilding and resilience-building</p>	

* Reporting on KPI 14 has been simplified from four scores in 2021 to one score in 2022.

^b Includes a wide range of formal and informal communities of young people in the form of youth-led and youth-serving federations, unions, organizations, associations, councils, networks, clubs, movements, mechanisms and structures.

Part 2. Entity's performance

How to read: Required KPIs Optional KPIs FOR youth WITH youth

Scores: ● At milestone ● Moving forward ● Getting ready ● Not applicable

Qualitative reporting in [Youth2030 Progress Report 2023](#)

Short description of KPI	Questions	Year	KPI No.	2021		2022		2023		2024	
				Response	Rating	Response	Rating	Response	Rating	Response	Rating
1. How is the entity advancing global commitments FOR youth and delivering them WITH youth?											
A. Make data and evidence on youth available; set standards for work on youth											
Data on youth	Does the entity maintain databases on youth?	5.1	<input checked="" type="checkbox"/>	Yes	<input type="checkbox"/>	Yes	<input type="checkbox"/>				
	Does the entity spearhead development of new indicators on youth?	5.2	<input checked="" type="checkbox"/>	No	<input type="checkbox"/>	No	<input type="checkbox"/>				
	Did the entity make new data/data products on youth available in the year?	5.3	<input checked="" type="checkbox"/>	No	<input type="checkbox"/>	Yes	<input checked="" type="checkbox"/>				
	Does the entity harness big-data sources for insights on youth issues?	5.4	<input checked="" type="checkbox"/>	No	<input type="checkbox"/>	No	<input type="checkbox"/>				
Evidence on youth	Did the entity make new evidence on Youth2030 priority areas available in the year?	6.1	<input checked="" type="checkbox"/>	Yes	<input checked="" type="checkbox"/>	No	<input type="checkbox"/>				
	Did the entity publish best practices/lessons learned documentation on youth in the year?	6.2	<input checked="" type="checkbox"/>	Yes	<input type="checkbox"/>	Yes	<input type="checkbox"/>				
	Did the entity publish flagship/periodic reports on youth in the year?	6.3	<input checked="" type="checkbox"/>	Yes	<input type="checkbox"/>	Yes	<input type="checkbox"/>				
	Did the entity complete evaluations on youth in the year?	6.4	<input checked="" type="checkbox"/>	No	<input type="checkbox"/>	Yes	<input checked="" type="checkbox"/>				
Set standards	Did the entity publish new guidance and/or tools on Youth2030 priority areas in the year?	7	<input checked="" type="checkbox"/>	n/a	<input type="checkbox"/>	n/a	<input type="checkbox"/>				
B. Support efforts of Governments to work FOR and WITH youth											
Strengthen national policies	Did the entity strengthen national policies on youth/mainstream youth issues in the year?	9	<input checked="" type="checkbox"/>	n/a	<input type="checkbox"/>	n/a	<input type="checkbox"/>				
Leave No Youth Behind	Did the entity strengthen capacities of Governments to design and deliver Leave No Youth Behind strategies in the year?	10	<input checked="" type="checkbox"/>	n/a	<input type="checkbox"/>	n/a	<input type="checkbox"/>				
C. Establish programmes, projects and partnerships FOR and WITH youth											
Joint programmes and multistakeholder initiatives	Did the entity support joint programmes and/or multistakeholder initiatives ^a on youth in the year?	11	<input checked="" type="checkbox"/>	n/a	<input type="checkbox"/>	n/a	<input type="checkbox"/>				
Partnerships and investments for innovation	Did the entity establish partnerships for innovations on youth in the year?	12.1	<input checked="" type="checkbox"/>	Yes	<input type="checkbox"/>	Yes	<input type="checkbox"/>				
	Did the entity directly fund youth-led organizations ^a to undertake projects in the year?	12.2	<input checked="" type="checkbox"/>	Yes	<input type="checkbox"/>	Yes	<input type="checkbox"/>				
D. Build capacity of stakeholders and support exchange of knowledge on youth											
Build capacity of external stakeholders	Does the entity maintain knowledge portal(s) with information relevant to youth?	8.1	<input checked="" type="checkbox"/>	Yes	<input checked="" type="checkbox"/>	Yes	<input checked="" type="checkbox"/>				
	Did the entity invest in capacity-building of external stakeholders on youth in the year?	8.2	<input checked="" type="checkbox"/>	Yes	<input type="checkbox"/>	Yes	<input type="checkbox"/>				
	Does the entity support/host/partner with any open-source e-learning platforms for online learning?	8.3	<input checked="" type="checkbox"/>	Yes	<input checked="" type="checkbox"/>	Yes	<input checked="" type="checkbox"/>				
	Did the entity facilitate knowledge exchange on youth issues in the year?	8.4	<input checked="" type="checkbox"/>	Yes	<input checked="" type="checkbox"/>	Yes	<input checked="" type="checkbox"/>				
E. Advocate and communicate FOR and WITH youth											
Communication and advocacy	Did the entity support advocacy events on youth in intergovernmental forums/summits/conferences?	13.1	<input checked="" type="checkbox"/>	Yes	<input checked="" type="checkbox"/>	Yes	<input checked="" type="checkbox"/>				
	Did the entity support commemoration of international day events relevant to youth in the year?	13.2	<input checked="" type="checkbox"/>	Yes	<input checked="" type="checkbox"/>	Yes	<input checked="" type="checkbox"/>				
	Did the entity support/activate campaigns on Youth2030 priority areas in the year?	13.3	<input checked="" type="checkbox"/>	Yes	<input checked="" type="checkbox"/>	Yes	<input checked="" type="checkbox"/>				
Meaningful youth engagement in support to Governments	Were youth meaningfully engaged in entity support to Governments/intergovernmental processes ?	18.4	<input checked="" type="checkbox"/>	Yes	<input type="checkbox"/>	Yes	<input type="checkbox"/>				
Meaningful youth engagement in programmes, projects and campaigns	Were youth meaningfully engaged in UN-led programmes, projects and campaigns ?	18.5	<input checked="" type="checkbox"/>	Yes	<input checked="" type="checkbox"/>	Yes	<input checked="" type="checkbox"/>				
2. How does the entity's strategic planning process support work FOR and WITH youth?											
A. Strategic planning											
Results for youth in strategic plans	Does the entity have guiding instruments (strategic plan/equivalent) for its work on youth?	1.1	<input checked="" type="checkbox"/>	Yes	<input type="checkbox"/>	Yes	<input type="checkbox"/>				
	Does the situational analysis in the entity's strategic plan include insights on youth issues ?	1.2	<input checked="" type="checkbox"/>	Yes	<input type="checkbox"/>	Yes	<input type="checkbox"/>				
	Does the strategic plan of the entity include results FOR youth ?	1.3	<input checked="" type="checkbox"/>	Yes	<input checked="" type="checkbox"/>	Yes	<input checked="" type="checkbox"/>				
Alignment of youth work in UN entities to Youth2030	Are the entity's programmes on youth aligned to Youth2030 priority areas ?	2.1	<input checked="" type="checkbox"/>	Yes	<input type="checkbox"/>	Yes	<input type="checkbox"/>				
	Does the human resources plan include work on strengthening internships and increasing the youth workforce ?	2.2	<input checked="" type="checkbox"/>	Yes	<input checked="" type="checkbox"/>	Yes	<input checked="" type="checkbox"/>				
	Does the entity's communication and advocacy strategy or plan include youth?	2.3	<input checked="" type="checkbox"/>	Yes	<input type="checkbox"/>	Yes	<input type="checkbox"/>				
B. Funding and transparency											
Funding for youth	Does the entity have a marker/tagging system to track resources on youth?	3.1	<input checked="" type="checkbox"/>	Yes	<input checked="" type="checkbox"/>	Yes	<input checked="" type="checkbox"/>				
	Did the entity spend/utilize the funding allocated for youth-related activities in the year?	3.2.1	<input checked="" type="checkbox"/>	Yes	<input checked="" type="checkbox"/>	Yes	<input type="checkbox"/>				
	Is information available on the proportion of the entity's total expenditure spent on youth-related activities in the year?	3.2.2	<input checked="" type="checkbox"/>	Yes	<input type="checkbox"/>	Yes	<input type="checkbox"/>				
Transparency	Did the annual report of the entity include results achieved/funds utilized on youth in the year?	4	<input checked="" type="checkbox"/>	Yes	<input type="checkbox"/>	Yes	<input type="checkbox"/>				
Meaningful youth engagement in entity processes	Were youth meaningfully engaged in entity processes , including in strategic planning processes?	18.3	<input checked="" type="checkbox"/>	Yes	<input checked="" type="checkbox"/>	Yes	<input type="checkbox"/>				
3. How is the entity organized to deliver coherently FOR and WITH youth?											
A. Coordination arrangements											
Inter-agency coordination	Was the entity engaged in inter-agency coordination on youth at global/regional levels in the year?	14	<input checked="" type="checkbox"/> ^d	n/a	<input type="checkbox"/>	Yes	<input type="checkbox"/>				
B. Internal capacities to deliver on Youth2030											
Internal capacities	Did the entity have personnel in place to deliver on the youth agenda in the year?	15.1	<input checked="" type="checkbox"/>	Yes	<input checked="" type="checkbox"/>	Yes	<input type="checkbox"/>				
	Does the entity have an internal coordination mechanism for its personnel working on youth?	15.2	<input checked="" type="checkbox"/> ^e	Yes	<input checked="" type="checkbox"/>	Yes	<input checked="" type="checkbox"/>				
	Did the entity invest in strengthening its organizational capacity on youth in the year?	15.3	<input checked="" type="checkbox"/>	Yes	<input checked="" type="checkbox"/>	Yes	<input type="checkbox"/>				
C. Youth workforce and internships											
Youth workforce	Does the entity undertake data-driven action to increase youth in its workforce and track progress?	16	<input checked="" type="checkbox"/>	Yes	<input type="checkbox"/>	Yes	<input checked="" type="checkbox"/>				
Fair and quality internships	Does the entity undertake data-driven action to improve internships and track progress?	17	<input checked="" type="checkbox"/>	Yes	<input type="checkbox"/>	Yes	<input type="checkbox"/>				
Policies, processes and platforms for meaningful youth engagement	Does the entity have in place policies, processes and platforms for meaningful youth engagement ?	18.1	<input checked="" type="checkbox"/>	Yes	<input type="checkbox"/>	Yes	<input type="checkbox"/>				
	Did the entity engage youth (groups) at the global/regional level in the year?	18.2	<input checked="" type="checkbox"/>	Yes	<input checked="" type="checkbox"/>	Yes	<input checked="" type="checkbox"/>				

^a Includes a range of programmes, projects and initiatives.

^d Reporting on KPI 14 has been simplified: global and regional inter-agency coordination are integrated into one score. For 2021 scores on KPI 14, please refer to [Youth2030 Snapshot Series 2022](#).

^e Required for entities with 2 or more offices in different locations (special case).

What is the Youth2030 UN Entity Snapshot Series?

In 2022, UN entities self-reported on their progress on Youth2030 against 18 key performance indicators (KPIs) as set out in the [Youth2030 Scorecard for UN Entities](#)

<p>How to read the Youth2030 UN Entity Snapshot</p>	<p>The snapshot</p> <ul style="list-style-type: none"> includes the entity's mandate, geographical presence and priority areas on Youth2030 summarizes the entity's self-reported progress for 2022 	<p>Insights are available on the entity's work</p> <p><input type="checkbox"/> FOR youth</p> <p><input checked="" type="checkbox"/> WITH youth</p>	<p>18 KPIs organized in 42 questions:</p> <ul style="list-style-type: none"> 36 rated questions <ul style="list-style-type: none"> At milestone Moving forward Getting ready 6 non-rated questions, yielding qualitative insights 	<p>The 42 questions are:</p> <ul style="list-style-type: none"> 18 required 24 optional (as relevant to the mandate and geographical presence of the entity)
--	---	--	---	---

18 KPIs including 42 questions distributed across 10 areas of action

Themes	Areas of action	Scores FOR youth	Scores WITH youth
How is the entity advancing global commitments FOR youth and delivering them WITH youth?	Data, evidence, standards	✓ ✓ ✓ ✓ ✓ ✓ ✓ ✓	
	Support to Governments	✓ ✓	
	Programmes, projects, partnerships	✓ ✓ ✓	✓ ✓
	Knowledge and capacity	✓ ✓ ✓ ✓	
	Advocacy	✓ ✓ ✓	
How does the entity's strategic planning process support work FOR and WITH youth?	Strategic planning	✓ ✓ ✓ ✓ ✓ ✓	
	Funding and transparency	✓ ✓ ✓ ✓	✓
How is the entity organized to deliver coherently FOR and WITH youth?	Coordination*	✓	
	Internal capacities	✓ ✓ ✓	✓ ✓
	Youth workforce and internships	✓ ✓	

Part 1. Overview

Mandate

UNESCO seeks to build peace through international cooperation in education, science and culture.

The entity works in the following fields

Support sustainable development and climate change | Protect and promote human rights | Maintain peace and security | Deliver humanitarian aid | Uphold international law

Geographical presence

Global | Regional | Country

Action/functions on youth

Data and evidence | Assistance/advisory services | Financing | Advocacy | Operational and management support

Setting standards | Programmes and projects | Coordination | Communications, outreach, visibility | Oversight

Capacity-building | Partnerships | Other (specify)

Youth2030 priority areas in line with the entity's mandate

Priority area 1
Youth engagement, participation and advocacy

Partner with youth-led and youth-serving organizations^b | Strengthen youth engagement mechanisms in UN entities | Strengthen meaningful youth engagement in intergovernmental/multilateral forums | Leverage technology and digital solutions for large-scale outreach to young people | Amplify voices of young people and showcase their contributions

Priority area 2
Informed and healthy foundations

Priority area 3
Economic empowerment through decent work

Priority area 4
Youth and human rights

Priority area 5
Peacebuilding and resilience-building

^a Reporting on KPI 14 has been simplified from four scores in 2021 to one score in 2022.

^b Includes a wide range of formal and informal communities of young people in the form of youth-led and youth-serving federations, unions, organizations, associations, councils, networks, clubs, movements, mechanisms and structures.

Part 2. Entity's performance

How to read: Required KPIs Optional KPIs FOR youth WITH youth

Scores: At milestone Moving forward Getting ready Not applicable

Qualitative reporting in [Youth2030 Progress Report 2023](#)

Short description of KPI	Questions	Year	KPI No.	2021		2022		2023		2024	
				Response	Rating	Response	Rating	Response	Rating	Response	Rating
1. How is the entity advancing global commitments FOR youth and delivering them WITH youth?											
A. Make data and evidence on youth available; set standards for work on youth											
Data on youth	Does the entity maintain databases on youth?	5.1	<input checked="" type="checkbox"/>	Yes	<input type="checkbox"/>	Yes	<input type="checkbox"/>				
	Does the entity spearhead development of new indicators on youth?	5.2	<input checked="" type="checkbox"/>	Yes	<input type="checkbox"/>	Yes	<input type="checkbox"/>				
	Did the entity make new data/data products on youth available in the year?	5.3	<input checked="" type="checkbox"/>	Yes	<input checked="" type="checkbox"/>	Yes	<input checked="" type="checkbox"/>				
	Does the entity harness big-data sources for insights on youth issues?	5.4	<input checked="" type="checkbox"/>	No	<input type="checkbox"/>	Yes	<input checked="" type="checkbox"/>				
Evidence on youth	Did the entity make new evidence on Youth2030 priority areas available in the year?	6.1	<input checked="" type="checkbox"/>	Yes	<input checked="" type="checkbox"/>	Yes	<input checked="" type="checkbox"/>				
	Did the entity publish best practices/lessons learned documentation on youth in the year?	6.2	<input checked="" type="checkbox"/>	Yes	<input type="checkbox"/>	Yes	<input type="checkbox"/>				
	Did the entity publish flagship/periodic reports on youth in the year?	6.3	<input checked="" type="checkbox"/>	Yes	<input type="checkbox"/>	Yes	<input type="checkbox"/>				
	Did the entity complete evaluations on youth in the year?	6.4	<input checked="" type="checkbox"/>	Yes	<input checked="" type="checkbox"/>	Yes	<input type="checkbox"/>				
Set standards	Did the entity publish new guidance and/or tools on Youth2030 priority areas in the year?	7	<input checked="" type="checkbox"/>	No	<input type="checkbox"/>	Yes	<input checked="" type="checkbox"/>				
B. Support efforts of Governments to work FOR and WITH youth											
Strengthen national policies	Did the entity strengthen national policies on youth/mainstream youth issues in the year?	9	<input checked="" type="checkbox"/>	Yes	<input type="checkbox"/>	Yes	<input type="checkbox"/>				
Leave No Youth Behind	Did the entity strengthen capacities of Governments to design and deliver Leave No Youth Behind strategies in the year?	10	<input checked="" type="checkbox"/>	No	<input type="checkbox"/>	Yes	<input type="checkbox"/>				
C. Establish programmes, projects and partnerships FOR and WITH youth											
Joint programmes and multistakeholder initiatives	Did the entity support joint programmes and/or multistakeholder initiatives ^a on youth in the year?	11	<input checked="" type="checkbox"/>	Yes	<input type="checkbox"/>	Yes	<input type="checkbox"/>				
Partnerships and investments for innovation	Did the entity establish partnerships for innovations on youth in the year?	12.1	<input checked="" type="checkbox"/>	No	<input type="checkbox"/>	Yes	<input type="checkbox"/>				
	Did the entity directly fund youth-led organizations ^a to undertake projects in the year?	12.2	<input checked="" type="checkbox"/>	n/a	<input type="checkbox"/>	Yes	<input type="checkbox"/>				
D. Build capacity of stakeholders and support exchange of knowledge on youth											
Build capacity of external stakeholders	Does the entity maintain knowledge portal(s) with information relevant to youth?	8.1	<input checked="" type="checkbox"/>	Yes	<input checked="" type="checkbox"/>	Yes	<input checked="" type="checkbox"/>				
	Did the entity invest in capacity-building of external stakeholders on youth in the year?	8.2	<input checked="" type="checkbox"/>	Yes	<input checked="" type="checkbox"/>	Yes	<input checked="" type="checkbox"/>				
	Does the entity support/host/partner with any open-source e-learning platforms for online learning?	8.3	<input checked="" type="checkbox"/>	Yes	<input checked="" type="checkbox"/>	Yes	<input checked="" type="checkbox"/>				
	Did the entity facilitate knowledge exchange on youth issues in the year?	8.4	<input checked="" type="checkbox"/>	Yes	<input checked="" type="checkbox"/>	Yes	<input checked="" type="checkbox"/>				
E. Advocate and communicate FOR and WITH youth											
Communication and advocacy	Did the entity support advocacy events on youth in intergovernmental forums/summits/conferences?	13.1	<input checked="" type="checkbox"/>	Yes	<input checked="" type="checkbox"/>	Yes	<input checked="" type="checkbox"/>				
	Did the entity support commemoration of international day events relevant to youth in the year?	13.2	<input checked="" type="checkbox"/>	Yes	<input checked="" type="checkbox"/>	Yes	<input checked="" type="checkbox"/>				
	Did the entity support/activate campaigns on Youth2030 priority areas in the year?	13.3	<input checked="" type="checkbox"/>	No	<input type="checkbox"/>	Yes	<input checked="" type="checkbox"/>				
Meaningful youth engagement in support to Governments	Were youth meaningfully engaged in entity support to Governments/intergovernmental processes ?	18.4	<input checked="" type="checkbox"/>	Yes	<input checked="" type="checkbox"/>	Yes	<input checked="" type="checkbox"/>				
Meaningful youth engagement in programmes, projects and campaigns	Were youth meaningfully engaged in UN-led programmes, projects and campaigns?	18.5	<input checked="" type="checkbox"/>	Yes	<input type="checkbox"/>	Yes	<input checked="" type="checkbox"/>				
2. How does the entity's strategic planning process support work FOR and WITH youth?											
A. Strategic planning											
Results for youth in strategic plans	Does the entity have guiding instruments (strategic plan/equivalent) for its work on youth?	1.1	<input checked="" type="checkbox"/>	Yes	<input type="checkbox"/>	Yes	<input type="checkbox"/>				
	Does the situational analysis in the entity's strategic plan include insights on youth issues ?	1.2	<input checked="" type="checkbox"/>	Yes	<input checked="" type="checkbox"/>	Yes	<input checked="" type="checkbox"/>				
	Does the strategic plan of the entity include results FOR youth ?	1.3	<input checked="" type="checkbox"/>	Yes	<input checked="" type="checkbox"/>	Yes	<input checked="" type="checkbox"/>				
Alignment of youth work in UN entities to Youth2030	Are the entity's programmes on youth aligned to Youth2030 priority areas ?	2.1	<input checked="" type="checkbox"/>	Yes	<input checked="" type="checkbox"/>	Yes	<input checked="" type="checkbox"/>				
	Does the human resources plan include work on strengthening internships and increasing the youth workforce ?	2.2	<input checked="" type="checkbox"/>	Yes	<input checked="" type="checkbox"/>	Yes	<input checked="" type="checkbox"/>				
	Does the entity's communication and advocacy strategy or plan include youth?	2.3	<input checked="" type="checkbox"/>	Yes	<input checked="" type="checkbox"/>	Yes	<input type="checkbox"/>				
B. Funding and transparency											
Funding for youth	Does the entity have a marker/tagging system to track resources on youth?	3.1	<input checked="" type="checkbox"/>	Yes	<input checked="" type="checkbox"/>	Yes	<input checked="" type="checkbox"/>				
	Did the entity spend/utilize the funding allocated for youth-related activities in the year?	3.2.1	<input checked="" type="checkbox"/>	No	<input type="checkbox"/>	No	<input type="checkbox"/>				
	Is information available on the proportion of the entity's total expenditure spent on youth-related activities in the year?	3.2.2	<input checked="" type="checkbox"/>	No	<input type="checkbox"/>	No	<input type="checkbox"/>				
Transparency	Did the annual report of the entity include results achieved/funds utilized on youth in the year?	4	<input checked="" type="checkbox"/>	Yes	<input type="checkbox"/>	Yes	<input type="checkbox"/>				
Meaningful youth engagement in entity processes	Were youth meaningfully engaged in entity processes , including in strategic planning processes?	18.3	<input checked="" type="checkbox"/>	Yes	<input checked="" type="checkbox"/>	Yes	<input type="checkbox"/>				
3. How is the entity organized to deliver coherently FOR and WITH youth?											
A. Coordination arrangements											
Inter-agency coordination	Was the entity engaged in inter-agency coordination on youth at global/regional levels in the year?	14	<input checked="" type="checkbox"/> ^d	n/a	<input type="checkbox"/>	Yes	<input checked="" type="checkbox"/>				
B. Internal capacities to deliver on Youth2030											
Internal capacities	Did the entity have personnel in place to deliver on the youth agenda in the year?	15.1	<input checked="" type="checkbox"/>	Yes	<input checked="" type="checkbox"/>	Yes	<input checked="" type="checkbox"/>				
	Does the entity have an internal coordination mechanism for its personnel working on youth?	15.2	<input checked="" type="checkbox"/> ^b	Yes	<input checked="" type="checkbox"/>	Yes	<input checked="" type="checkbox"/>				
	Did the entity invest in strengthening its organizational capacity on youth in the year?	15.3	<input checked="" type="checkbox"/>	Yes	<input checked="" type="checkbox"/>	Yes	<input checked="" type="checkbox"/>				
C. Youth workforce and internships											
Youth workforce	Does the entity undertake data-driven action to increase youth in its workforce and track progress?	16	<input checked="" type="checkbox"/>	Yes	<input type="checkbox"/>	Yes	<input checked="" type="checkbox"/>				
Fair and quality internships	Does the entity undertake data-driven action to improve internships and track progress?	17	<input checked="" type="checkbox"/>	Yes	<input type="checkbox"/>	Yes	<input checked="" type="checkbox"/>				
Policies, processes and platforms for meaningful youth engagement	Does the entity have in place policies, processes and platforms for meaningful youth engagement ?	18.1	<input checked="" type="checkbox"/>	Yes	<input type="checkbox"/>	Yes	<input checked="" type="checkbox"/>				
	Did the entity engage youth (groups) at the global/regional level in the year?	18.2	<input checked="" type="checkbox"/>	Yes	<input checked="" type="checkbox"/>	Yes	<input checked="" type="checkbox"/>				

^a Includes a range of programmes, projects and initiatives.

^d Reporting on KPI 14 has been simplified: global and regional inter-agency coordination are integrated into one score. For 2021 scores on KPI 14, please refer to [Youth2030 Snapshot Series 2022](#).

^b Required for entities with 2 or more offices in different locations (special case).

What is the Youth2030 UN Entity Snapshot Series?

In 2022, UN entities self-reported on their progress on Youth2030 against 18 key performance indicators (KPIs) as set out in the [Youth2030 Scorecard for UN Entities](#) ↗

<p>How to read the Youth2030 UN Entity Snapshot</p>	<p>The snapshot</p> <ul style="list-style-type: none"> includes the entity's mandate, geographical presence and priority areas on Youth2030 summarizes the entity's self-reported progress for 2022 	<p>Insights are available on the entity's work</p> <p><input type="checkbox"/> FOR youth</p> <p><input checked="" type="checkbox"/> WITH youth</p>	<p>18 KPIs organized in 42 questions:</p> <ul style="list-style-type: none"> 36 rated questions <ul style="list-style-type: none"> At milestone Moving forward Getting ready 6 non-rated questions, yielding qualitative insights 	<p>The 42 questions are:</p> <ul style="list-style-type: none"> 18 required 24 optional (as relevant to the mandate and geographical presence of the entity)
--	---	--	---	--

18 KPIs including 42 questions distributed across 10 areas of action

Themes	Areas of action	Scores FOR youth	Scores WITH youth
<p>How is the entity advancing global commitments FOR youth and delivering them WITH youth?</p>	Data, evidence, standards	<input checked="" type="checkbox"/> <input checked="" type="checkbox"/> <input checked="" type="checkbox"/> <input checked="" type="checkbox"/> <input checked="" type="checkbox"/> <input checked="" type="checkbox"/> <input checked="" type="checkbox"/> <input checked="" type="checkbox"/> <input checked="" type="checkbox"/>	
	Support to Governments	<input checked="" type="checkbox"/> <input checked="" type="checkbox"/>	
	Programmes, projects, partnerships	<input checked="" type="checkbox"/> <input checked="" type="checkbox"/> <input checked="" type="checkbox"/>	<input checked="" type="checkbox"/> <input checked="" type="checkbox"/>
	Knowledge and capacity	<input checked="" type="checkbox"/> <input checked="" type="checkbox"/> <input checked="" type="checkbox"/> <input checked="" type="checkbox"/>	
	Advocacy	<input checked="" type="checkbox"/> <input checked="" type="checkbox"/> <input checked="" type="checkbox"/>	
<p>How does the entity's strategic planning process support work FOR and WITH youth?</p>	Strategic planning	<input checked="" type="checkbox"/> <input checked="" type="checkbox"/> <input checked="" type="checkbox"/> <input checked="" type="checkbox"/> <input checked="" type="checkbox"/> <input checked="" type="checkbox"/>	<input checked="" type="checkbox"/>
	Funding and transparency	<input checked="" type="checkbox"/> <input checked="" type="checkbox"/> <input checked="" type="checkbox"/> <input checked="" type="checkbox"/>	
<p>How is the entity organized to deliver coherently FOR and WITH youth?</p>	Coordination*	<input checked="" type="checkbox"/>	
	Internal capacities	<input checked="" type="checkbox"/> <input checked="" type="checkbox"/> <input checked="" type="checkbox"/>	<input checked="" type="checkbox"/> <input checked="" type="checkbox"/>
	Youth workforce and internships	<input checked="" type="checkbox"/> <input checked="" type="checkbox"/>	

Part 1. Overview

Mandate

UNFPA is the United Nations sexual and reproductive health agency, delivering a world where every pregnancy is wanted, every childbirth is safe and every young person's potential is fulfilled.

The entity works in the following fields

Support sustainable development and climate change	Protect and promote human rights	Maintain peace and security	Deliver humanitarian aid	Uphold international law
--	----------------------------------	-----------------------------	--------------------------	--------------------------

Geographical presence

Global	Regional	Country
--------	----------	---------

Action/functions on youth

Data and evidence	Assistance/advisory services	Financing	Advocacy	Operational and management support
Setting standards	Programmes and projects	Coordination	Communications, outreach, visibility	Oversight
Capacity-building	Partnerships	Other (specify)		

Youth2030 priority areas in line with the entity's mandate

<p>Priority area 1 Youth engagement, participation and advocacy</p> <p>Partner with youth-led and youth-serving organizations^b</p> <p>Strengthen youth engagement mechanisms in UN entities</p> <p>Strengthen meaningful youth engagement in intergovernmental/multilateral forums</p> <p>Leverage technology and digital solutions for large-scale outreach to young people</p> <p>Amplify voices of young people and showcase their contributions</p>				
<p>Priority area 2 Informed and healthy foundations</p>	<p>Priority area 3 Economic empowerment through decent work</p>	<p>Priority area 4 Youth and human rights</p>	<p>Priority area 5 Peacebuilding and resilience-building</p>	

* Reporting on KPI 14 has been simplified from four scores in 2021 to one score in 2022.

^b Includes a wide range of formal and informal communities of young people in the form of youth-led and youth-serving federations, unions, organizations, associations, councils, networks, clubs, movements, mechanisms and structures.

Part 2. Entity's performance

How to read: Required KPIs Optional KPIs FOR youth WITH youth

Scores: At milestone Moving forward Getting ready Not applicable

Qualitative reporting in [Youth2030 Progress Report 2023](#)

Short description of KPI	Questions	Year	KPI No.	2021		2022		2023		2024	
				Response	Rating	Response	Rating	Response	Rating	Response	Rating
1. How is the entity advancing global commitments FOR youth and delivering them WITH youth?											
A. Make data and evidence on youth available; set standards for work on youth											
Data on youth	Does the entity maintain databases on youth?	5.1	<input checked="" type="checkbox"/>	Yes	<input type="checkbox"/>	Yes	<input type="checkbox"/>				
	Does the entity spearhead development of new indicators on youth?	5.2	<input checked="" type="checkbox"/>	Yes	<input type="checkbox"/>	Yes	<input type="checkbox"/>				
	Did the entity make new data/data products on youth available in the year?	5.3	<input checked="" type="checkbox"/>	Yes	<input checked="" type="checkbox"/>	Yes	<input checked="" type="checkbox"/>				
	Does the entity harness big-data sources for insights on youth issues?	5.4	<input checked="" type="checkbox"/>	No	<input type="checkbox"/>	No	<input type="checkbox"/>				
Evidence on youth	Did the entity make new evidence on Youth2030 priority areas available in the year?	6.1	<input checked="" type="checkbox"/>	Yes	<input checked="" type="checkbox"/>	Yes	<input checked="" type="checkbox"/>				
	Did the entity publish best practices/lessons learned documentation on youth in the year?	6.2	<input checked="" type="checkbox"/>	Yes	<input type="checkbox"/>	Yes	<input type="checkbox"/>				
	Did the entity publish flagship/periodic reports on youth in the year?	6.3	<input checked="" type="checkbox"/>	Yes	<input type="checkbox"/>	Yes	<input type="checkbox"/>				
	Did the entity complete evaluations on youth in the year?	6.4	<input checked="" type="checkbox"/>	Yes	<input checked="" type="checkbox"/>	Yes	<input checked="" type="checkbox"/>				
Set standards	Did the entity publish new guidance and/or tools on Youth2030 priority areas in the year?	7	<input checked="" type="checkbox"/>	Yes	<input checked="" type="checkbox"/>	Yes	<input checked="" type="checkbox"/>				
B. Support efforts of Governments to work FOR and WITH youth											
Strengthen national policies	Did the entity strengthen national policies on youth/mainstream youth issues in the year?	9	<input checked="" type="checkbox"/>	Yes	<input checked="" type="checkbox"/>	Yes	<input checked="" type="checkbox"/>				
Leave No Youth Behind	Did the entity strengthen capacities of Governments to design and deliver Leave No Youth Behind strategies in the year?	10	<input checked="" type="checkbox"/>	Yes	<input checked="" type="checkbox"/>	Yes	<input checked="" type="checkbox"/>				
C. Establish programmes, projects and partnerships FOR and WITH youth											
Joint programmes and multistakeholder initiatives	Did the entity support joint programmes and/or multistakeholder initiatives ^a on youth in the year?	11	<input checked="" type="checkbox"/>	Yes	<input checked="" type="checkbox"/>	Yes	<input checked="" type="checkbox"/>				
Partnerships and investments for innovation	Did the entity establish partnerships for innovations on youth in the year?	12.1	<input checked="" type="checkbox"/>	Yes	<input checked="" type="checkbox"/>	Yes	<input checked="" type="checkbox"/>				
	Did the entity directly fund youth-led organizations ^a to undertake projects in the year?	12.2	<input checked="" type="checkbox"/>	Yes	<input type="checkbox"/>	Yes	<input checked="" type="checkbox"/>				
D. Build capacity of stakeholders and support exchange of knowledge on youth											
Build capacity of external stakeholders	Does the entity maintain knowledge portal(s) with information relevant to youth?	8.1	<input checked="" type="checkbox"/>	Yes	<input checked="" type="checkbox"/>	Yes	<input checked="" type="checkbox"/>				
	Did the entity invest in capacity-building of external stakeholders on youth in the year?	8.2	<input checked="" type="checkbox"/>	Yes	<input checked="" type="checkbox"/>	Yes	<input checked="" type="checkbox"/>				
	Does the entity support/host/partner with any open-source e-learning platforms for online learning?	8.3	<input checked="" type="checkbox"/>	Yes	<input checked="" type="checkbox"/>	Yes	<input checked="" type="checkbox"/>				
	Did the entity facilitate knowledge exchange on youth issues in the year?	8.4	<input checked="" type="checkbox"/>	Yes	<input checked="" type="checkbox"/>	Yes	<input checked="" type="checkbox"/>				
E. Advocate and communicate FOR and WITH youth											
Communication and advocacy	Did the entity support advocacy events on youth in intergovernmental forums/summits/conferences?	13.1	<input checked="" type="checkbox"/>	Yes	<input checked="" type="checkbox"/>	Yes	<input checked="" type="checkbox"/>				
	Did the entity support commemoration of international day events relevant to youth in the year?	13.2	<input checked="" type="checkbox"/>	Yes	<input checked="" type="checkbox"/>	Yes	<input checked="" type="checkbox"/>				
	Did the entity support/activate campaigns on Youth2030 priority areas in the year?	13.3	<input checked="" type="checkbox"/>	Yes	<input checked="" type="checkbox"/>	Yes	<input checked="" type="checkbox"/>				
Meaningful youth engagement in support to Governments	Were youth meaningfully engaged in entity support to Governments/intergovernmental processes ?	18.4	<input checked="" type="checkbox"/>	Yes	<input checked="" type="checkbox"/>	Yes	<input checked="" type="checkbox"/>				
Meaningful youth engagement in programmes, projects and campaigns	Were youth meaningfully engaged in UN-led programmes, projects and campaigns?	18.5	<input checked="" type="checkbox"/>	Yes	<input checked="" type="checkbox"/>	Yes	<input checked="" type="checkbox"/>				
2. How does the entity's strategic planning process support work FOR and WITH youth?											
A. Strategic planning											
Results for youth in strategic plans	Does the entity have guiding instruments (strategic plan/equivalent) for its work on youth?	1.1	<input checked="" type="checkbox"/>	Yes	<input type="checkbox"/>	Yes	<input type="checkbox"/>				
	Does the situational analysis in the entity's strategic plan include insights on youth issues ?	1.2	<input checked="" type="checkbox"/>	Yes	<input checked="" type="checkbox"/>	Yes	<input checked="" type="checkbox"/>				
	Does the strategic plan of the entity include results FOR youth ?	1.3	<input checked="" type="checkbox"/>	Yes	<input type="checkbox"/>	Yes	<input type="checkbox"/>				
Alignment of youth work in UN entities to Youth2030	Are the entity's programmes on youth aligned to Youth2030 priority areas ?	2.1	<input checked="" type="checkbox"/>	Yes	<input checked="" type="checkbox"/>	Yes	<input checked="" type="checkbox"/>				
	Does the human resources plan include work on strengthening internships and increasing the youth workforce ?	2.2	<input checked="" type="checkbox"/>	Yes	<input checked="" type="checkbox"/>	Yes	<input checked="" type="checkbox"/>				
	Does the entity's communication and advocacy strategy or plan include youth?	2.3	<input checked="" type="checkbox"/>	Yes	<input type="checkbox"/>	Yes	<input checked="" type="checkbox"/>				
B. Funding and transparency											
Funding for youth	Does the entity have a marker/tagging system to track resources on youth?	3.1	<input checked="" type="checkbox"/>	No	<input type="checkbox"/>	Yes	<input type="checkbox"/>				
	Did the entity spend/utilize the funding allocated for youth-related activities in the year?	3.2.1	<input checked="" type="checkbox"/>	Yes	<input checked="" type="checkbox"/>	Yes	<input checked="" type="checkbox"/>				
	Is information available on the proportion of the entity's total expenditure spent on youth-related activities in the year?	3.2.2	<input checked="" type="checkbox"/>	Yes	<input type="checkbox"/>	Yes	<input type="checkbox"/>				
Transparency	Did the annual report of the entity include results achieved/funds utilized on youth in the year?	4	<input checked="" type="checkbox"/>	Yes	<input type="checkbox"/>	Yes	<input type="checkbox"/>				
Meaningful youth engagement in entity processes	Were youth meaningfully engaged in entity processes , including in strategic planning processes?	18.3	<input checked="" type="checkbox"/>	Yes	<input checked="" type="checkbox"/>	Yes	<input checked="" type="checkbox"/>				
3. How is the entity organized to deliver coherently FOR and WITH youth?											
A. Coordination arrangements											
Inter-agency coordination	Was the entity engaged in inter-agency coordination on youth at global/regional levels in the year?	14	<input checked="" type="checkbox"/> ^d	n/a	<input type="checkbox"/>	Yes	<input checked="" type="checkbox"/>				
B. Internal capacities to deliver on Youth2030											
Internal capacities	Did the entity have personnel in place to deliver on the youth agenda in the year?	15.1	<input checked="" type="checkbox"/>	Yes	<input checked="" type="checkbox"/>	Yes	<input checked="" type="checkbox"/>				
	Does the entity have an internal coordination mechanism for its personnel working on youth?	15.2	<input checked="" type="checkbox"/> ^e	Yes	<input checked="" type="checkbox"/>	Yes	<input checked="" type="checkbox"/>				
	Did the entity invest in strengthening its organizational capacity on youth in the year?	15.3	<input checked="" type="checkbox"/>	Yes	<input checked="" type="checkbox"/>	Yes	<input checked="" type="checkbox"/>				
C. Youth workforce and internships											
Youth workforce	Does the entity undertake data-driven action to increase youth in its workforce and track progress?	16	<input checked="" type="checkbox"/>	Yes	<input checked="" type="checkbox"/>	Yes	<input checked="" type="checkbox"/>				
Fair and quality internships	Does the entity undertake data-driven action to improve internships and track progress?	17	<input checked="" type="checkbox"/>	Yes	<input checked="" type="checkbox"/>	Yes	<input checked="" type="checkbox"/>				
Policies, processes and platforms for meaningful youth engagement	Does the entity have in place policies, processes and platforms for meaningful youth engagement ?	18.1	<input checked="" type="checkbox"/>	Yes	<input checked="" type="checkbox"/>	Yes	<input type="checkbox"/>				
	Did the entity engage youth (groups) at the global/regional level in the year?	18.2	<input checked="" type="checkbox"/>	Yes	<input checked="" type="checkbox"/>	Yes	<input checked="" type="checkbox"/>				

^a Includes a range of programmes, projects and initiatives.

^d Reporting on KPI 14 has been simplified: global and regional inter-agency coordination are integrated into one score. For 2021 scores on KPI 14, please refer to [Youth2030 Snapshot Series 2022](#).

^e Required for entities with 2 or more offices in different locations (special case).

What is the Youth2030 UN Entity Snapshot Series?

In 2022, UN entities self-reported on their progress on Youth2030 against 18 key performance indicators (KPIs) as set out in the [Youth2030 Scorecard for UN Entities](#)

<p>How to read the Youth2030 UN Entity Snapshot</p>	<p>The snapshot</p> <ul style="list-style-type: none"> includes the entity's mandate, geographical presence and priority areas on Youth2030 summarizes the entity's self-reported progress for 2022 	<p>Insights are available on the entity's work</p> <ul style="list-style-type: none"> <input type="checkbox"/> FOR youth <input checked="" type="checkbox"/> WITH youth 	<p>18 KPIs organized in 42 questions:</p> <ul style="list-style-type: none"> 36 rated questions <ul style="list-style-type: none"> At milestone Moving forward Getting ready 6 non-rated questions, yielding qualitative insights 	<p>The 42 questions are:</p> <ul style="list-style-type: none"> 18 required 24 optional (as relevant to the mandate and geographical presence of the entity)
--	---	---	---	--

18 KPIs including 42 questions distributed across 10 areas of action

Themes	Areas of action	Scores FOR youth	Scores WITH youth
How is the entity advancing global commitments FOR youth and delivering them WITH youth?	Data, evidence, standards	10 icons (9 checked)	
	Support to Governments	2 icons (2 checked)	
	Programmes, projects, partnerships	3 icons (3 checked)	2 icons (2 checked)
	Knowledge and capacity	4 icons (4 checked)	
	Advocacy	3 icons (3 checked)	
How does the entity's strategic planning process support work FOR and WITH youth?	Strategic planning	6 icons (6 checked)	
	Funding and transparency	4 icons (4 checked)	1 icon (1 checked)
How is the entity organized to deliver coherently FOR and WITH youth?	Coordination*	1 icon (1 checked)	
	Internal capacities	3 icons (3 checked)	2 icons (2 checked)
	Youth workforce and internships	2 icons (2 checked)	

Part 1. Overview

Mandate

UN-Habitat promotes transformative change in cities and human settlements through knowledge, policy advice, technical assistance and collaborative action to leave no one and no place behind.

The entity works in the following fields

Support sustainable development and climate change	Protect and promote human rights	Maintain peace and security	Deliver humanitarian aid	Uphold international law
--	----------------------------------	-----------------------------	--------------------------	--------------------------

Geographical presence

Global	Regional	Country
--------	----------	---------

Action/functions on youth

Data and evidence	Assistance/advisory services	Financing	Advocacy	Operational and management support
Setting standards	Programmes and projects	Coordination	Communications, outreach, visibility	Oversight
Capacity-building	Partnerships	Other (specify)		

Youth2030 priority areas in line with the entity's mandate

<p>Priority area 1 Youth engagement, participation and advocacy</p> <ul style="list-style-type: none"> Partner with youth-led and youth-serving organizations^b Strengthen youth engagement mechanisms in UN entities Strengthen meaningful youth engagement in intergovernmental/multilateral forums Leverage technology and digital solutions for large-scale outreach to young people Amplify voices of young people and showcase their contributions 				
<p>Priority area 2 Informed and healthy foundations</p>	<p>Priority area 3 Economic empowerment through decent work</p>	<p>Priority area 4 Youth and human rights</p>	<p>Priority area 5 Peacebuilding and resilience-building</p>	

* Reporting on KPI 14 has been simplified from four scores in 2021 to one score in 2022.

^b Includes a wide range of formal and informal communities of young people in the form of youth-led and youth-serving federations, unions, organizations, associations, councils, networks, clubs, movements, mechanisms and structures.

Part 2. Entity's performance

How to read: Required KPIs Optional KPIs FOR youth WITH youth

Scores: ● At milestone ● Moving forward ● Getting ready ● Not applicable

Qualitative reporting in [Youth2030 Progress Report 2023](#)

Short description of KPI	Questions	Year	KPI No.	2021		2022		2023		2024	
				Response	Rating	Response	Rating	Response	Rating	Response	Rating
1. How is the entity advancing global commitments FOR youth and delivering them WITH youth?											
A. Make data and evidence on youth available; set standards for work on youth											
Data on youth	Does the entity maintain databases on youth?	5.1	<input checked="" type="checkbox"/>	-	-	No	▽				
	Does the entity spearhead development of new indicators on youth?	5.2	<input checked="" type="checkbox"/>	-	-	n/a	▽				
	Did the entity make new data/data products on youth available in the year?	5.3	<input checked="" type="checkbox"/>	-	-	Yes	●				
	Does the entity harness big-data sources for insights on youth issues?	5.4	<input checked="" type="checkbox"/>	-	-	No	●				
Evidence on youth	Did the entity make new evidence on Youth2030 priority areas available in the year?	6.1	<input checked="" type="checkbox"/>	-	-	Yes	●				
	Did the entity publish best practices/lessons learned documentation on youth in the year?	6.2	<input checked="" type="checkbox"/>	-	-	No	▽				
	Did the entity publish flagship/periodic reports on youth in the year?	6.3	<input checked="" type="checkbox"/>	-	-	No	▽				
	Did the entity complete evaluations on youth in the year?	6.4	<input checked="" type="checkbox"/>	-	-	No	●				
Set standards	Did the entity publish new guidance and/or tools on Youth2030 priority areas in the year?	7	<input checked="" type="checkbox"/>	-	-	n/a	●				
B. Support efforts of Governments to work FOR and WITH youth											
Strengthen national policies	Did the entity strengthen national policies on youth/mainstream youth issues in the year?	9	<input checked="" type="checkbox"/>	-	-	n/a	●				
Leave No Youth Behind	Did the entity strengthen capacities of Governments to design and deliver Leave No Youth Behind strategies in the year?	10	<input checked="" type="checkbox"/>	-	-	n/a	●				
C. Establish programmes, projects and partnerships FOR and WITH youth											
Joint programmes and multistakeholder initiatives	Did the entity support joint programmes and/or multistakeholder initiatives ^a on youth in the year?	11	<input checked="" type="checkbox"/>	-	-	Yes	●				
Partnerships and investments for innovation	Did the entity establish partnerships for innovations on youth in the year?	12.1	<input checked="" type="checkbox"/>	-	-	Yes	●				
	Did the entity directly fund youth-led organizations ^a to undertake projects in the year?	12.2	<input checked="" type="checkbox"/>	-	-	Yes	●				
D. Build capacity of stakeholders and support exchange of knowledge on youth											
Build capacity of external stakeholders	Does the entity maintain knowledge portal(s) with information relevant to youth?	8.1	<input checked="" type="checkbox"/>	-	-	Yes	●				
	Did the entity invest in capacity-building of external stakeholders on youth in the year?	8.2	<input checked="" type="checkbox"/>	-	-	Yes	●				
	Does the entity support/host/partner with any open-source e-learning platforms for online learning?	8.3	<input checked="" type="checkbox"/>	-	-	Yes	●				
	Did the entity facilitate knowledge exchange on youth issues in the year?	8.4	<input checked="" type="checkbox"/>	-	-	Yes	●				
E. Advocate and communicate FOR and WITH youth											
Communication and advocacy	Did the entity support advocacy events on youth in intergovernmental forums/summits/conferences?	13.1	<input checked="" type="checkbox"/>	-	-	Yes	●				
	Did the entity support commemoration of international day events relevant to youth in the year?	13.2	<input checked="" type="checkbox"/>	-	-	Yes	●				
	Did the entity support/activate campaigns on Youth2030 priority areas in the year?	13.3	<input checked="" type="checkbox"/>	-	-	Yes	●				
Meaningful youth engagement in support to Governments	Were youth meaningfully engaged in entity support to Governments/intergovernmental processes ?	18.4	<input checked="" type="checkbox"/>	-	-	Yes	●				
Meaningful youth engagement in programmes, projects and campaigns	Were youth meaningfully engaged in UN-led programmes, projects and campaigns?	18.5	<input checked="" type="checkbox"/>	-	-	Yes	●				
2. How does the entity's strategic planning process support work FOR and WITH youth?											
A. Strategic planning											
Results for youth in strategic plans	Does the entity have guiding instruments (strategic plan/equivalent) for its work on youth?	1.1	<input checked="" type="checkbox"/>	-	-	Yes	▽				
	Does the situational analysis in the entity's strategic plan include insights on youth issues ?	1.2	<input checked="" type="checkbox"/>	-	-	Yes	●				
	Does the strategic plan of the entity include results FOR youth ?	1.3	<input checked="" type="checkbox"/>	-	-	No	●				
Alignment of youth work in UN entities to Youth2030	Are the entity's programmes on youth aligned to Youth2030 priority areas ?	2.1	<input checked="" type="checkbox"/>	-	-	Yes	●				
	Does the human resources plan include work on strengthening internships and increasing the youth workforce ?	2.2	<input checked="" type="checkbox"/>	-	-	No	●				
	Does the entity's communication and advocacy strategy or plan include youth?	2.3	<input checked="" type="checkbox"/>	-	-	No	●				
B. Funding and transparency											
Funding for youth	Does the entity have a marker/tagging system to track resources on youth?	3.1	<input checked="" type="checkbox"/>	-	-	No	●				
	Did the entity spend/utilize the funding allocated for youth-related activities in the year?	3.2.1	<input checked="" type="checkbox"/>	-	-	No	●				
	Is information available on the proportion of the entity's total expenditure spent on youth-related activities in the year?	3.2.2	<input checked="" type="checkbox"/>	-	-	No	▽				
Transparency	Did the annual report of the entity include results achieved/funds utilized on youth in the year?	4	<input checked="" type="checkbox"/>	-	-	No	●				
Meaningful youth engagement in entity processes	Were youth meaningfully engaged in entity processes , including in strategic planning processes?	18.3	<input checked="" type="checkbox"/>	-	-	Yes	●				
3. How is the entity organized to deliver coherently FOR and WITH youth?											
A. Coordination arrangements											
Inter-agency coordination	Was the entity engaged in inter-agency coordination on youth at global/regional levels in the year?	14	<input checked="" type="checkbox"/> ^d	n/a	⊗	Yes	●				
B. Internal capacities to deliver on Youth2030											
Internal capacities	Did the entity have personnel in place to deliver on the youth agenda in the year?	15.1	<input checked="" type="checkbox"/>	-	-	Yes	●				
	Does the entity have an internal coordination mechanism for its personnel working on youth?	15.2	<input checked="" type="checkbox"/> ^b	-	-	Yes	●				
	Did the entity invest in strengthening its organizational capacity on youth in the year?	15.3	<input checked="" type="checkbox"/>	-	-	No	●				
C. Youth workforce and internships											
Youth workforce	Does the entity undertake data-driven action to increase youth in its workforce and track progress?	16	<input checked="" type="checkbox"/>	-	-	No	●				
Fair and quality internships	Does the entity undertake data-driven action to improve internships and track progress?	17	<input checked="" type="checkbox"/>	-	-	No	●				
Policies, processes and platforms for meaningful youth engagement	Does the entity have in place policies, processes and platforms for meaningful youth engagement ?	18.1	<input checked="" type="checkbox"/>	-	-	No	●				
	Did the entity engage youth (groups) at the global/regional level in the year?	18.2	<input checked="" type="checkbox"/>	-	-	Yes	●				

^a Includes a range of programmes, projects and initiatives.

^d Reporting on KPI 14 has been simplified: global and regional inter-agency coordination are integrated into one score. For 2021 scores on KPI 14, please refer to [Youth2030 Snapshot Series 2022](#).

^b Required for entities with 2 or more offices in different locations (special case).

UN ENTITY SNAPSHOT SERIES

Office of the United Nations High Commissioner for Refugees (UNHCR)

What is the Youth2030 UN Entity Snapshot Series?

In 2022, UN entities self-reported on their progress on Youth2030 against 18 key performance indicators (KPIs) as set out in the [Youth2030 Scorecard for UN Entities](#)

<p>How to read the Youth2030 UN Entity Snapshot</p>	<p>The snapshot</p> <ul style="list-style-type: none"> includes the entity's mandate, geographical presence and priority areas on Youth2030 summarizes the entity's self-reported progress for 2022 	<p>Insights are available on the entity's work</p> <p><input type="checkbox"/> FOR youth</p> <p><input checked="" type="checkbox"/> WITH youth</p>	<p>18 KPIs organized in 42 questions:</p> <ul style="list-style-type: none"> 36 rated questions <ul style="list-style-type: none"> At milestone Moving forward Getting ready 6 non-rated questions, yielding qualitative insights 	<p>The 42 questions are:</p> <ul style="list-style-type: none"> 18 required 24 optional (as relevant to the mandate and geographical presence of the entity)
--	---	--	---	--

18 KPIs including 42 questions distributed across 10 areas of action

Themes	Areas of action	Scores FOR youth	Scores WITH youth
How is the entity advancing global commitments FOR youth and delivering them WITH youth?	Data, evidence, standards	✓ ✓ ✓ ✓ ✓ ✓ ✓ ✓	
	Support to Governments	✓ ✓	
	Programmes, projects, partnerships	✓ ✓ ✓	✓ ✓
	Knowledge and capacity	✓ ✓ ✓ ✓	
	Advocacy	✓ ✓ ✓	
How does the entity's strategic planning process support work FOR and WITH youth?	Strategic planning	✓ ✓ ✓ ✓ ✓ ✓	
	Funding and transparency	✓ ✓ ✓ ✓	✓
How is the entity organized to deliver coherently FOR and WITH youth?	Coordination*	✓	
	Internal capacities	✓ ✓ ✓	✓ ✓
	Youth workforce and internships	✓ ✓	

Part 1. Overview

Mandate

UNHCR is a global organization dedicated to saving lives, protecting rights and building a better future for refugees, forcibly displaced communities and stateless people.

The entity works in the following fields

Support sustainable development and climate change	Protect and promote human rights	Maintain peace and security	Deliver humanitarian aid	Uphold international law
--	----------------------------------	-----------------------------	--------------------------	--------------------------

Geographical presence

Global	Regional	Country
--------	----------	---------

Action/functions on youth

Data and evidence	Assistance/advisory services	Financing	Advocacy	Operational and management support
Setting standards	Programmes and projects	Coordination	Communications, outreach, visibility	Oversight
Capacity-building	Partnerships	Other (specify)		

Youth2030 priority areas in line with the entity's mandate

Priority area 1 Youth engagement, participation and advocacy				
Partner with youth-led and youth-serving organizations ^b	Strengthen youth engagement mechanisms in UN entities	Strengthen meaningful youth engagement in intergovernmental/multilateral forums	Leverage technology and digital solutions for large-scale outreach to young people	Amplify voices of young people and showcase their contributions
Priority area 2 Informed and healthy foundations	Priority area 3 Economic empowerment through decent work	Priority area 4 Youth and human rights	Priority area 5 Peacebuilding and resilience-building	

^a Reporting on KPI 14 has been simplified from four scores in 2021 to one score in 2022.

^b Includes a wide range of formal and informal communities of young people in the form of youth-led and youth-serving federations, unions, organizations, associations, councils, networks, clubs, movements, mechanisms and structures.

UN ENTITY SNAPSHOT SERIES

Office of the United Nations High Commissioner for Refugees (UNHCR)

Part 2. Entity's performance

How to read: Required KPIs Optional KPIs FOR youth WITH youth

Scores: At milestone Moving forward Getting ready Not applicable

Qualitative reporting in [Youth2030 Progress Report 2023](#)

Short description of KPI	Questions	Year	KPI No.	2021		2022		2023		2024	
				Response	Rating	Response	Rating	Response	Rating	Response	Rating
1. How is the entity advancing global commitments FOR youth and delivering them WITH youth?											
A. Make data and evidence on youth available; set standards for work on youth											
Data on youth	Does the entity maintain databases on youth?	5.1	<input checked="" type="checkbox"/>	No	<input type="checkbox"/>	Yes	<input type="checkbox"/>				
	Does the entity spearhead development of new indicators on youth?	5.2	<input checked="" type="checkbox"/>	No	<input type="checkbox"/>	No	<input type="checkbox"/>				
	Did the entity make new data/data products on youth available in the year?	5.3	<input checked="" type="checkbox"/>	No	<input type="checkbox"/>	Yes	<input checked="" type="checkbox"/>				
	Does the entity harness big-data sources for insights on youth issues?	5.4	<input checked="" type="checkbox"/>	No	<input type="checkbox"/>	Yes	<input type="checkbox"/>				
Evidence on youth	Did the entity make new evidence on Youth2030 priority areas available in the year?	6.1	<input checked="" type="checkbox"/>	Yes	<input checked="" type="checkbox"/>	Yes	<input checked="" type="checkbox"/>				
	Did the entity publish best practices/lessons learned documentation on youth in the year?	6.2	<input checked="" type="checkbox"/>	Yes	<input type="checkbox"/>	Yes	<input type="checkbox"/>				
	Did the entity publish flagship/periodic reports on youth in the year?	6.3	<input checked="" type="checkbox"/>	No	<input type="checkbox"/>	Yes	<input type="checkbox"/>				
	Did the entity complete evaluations on youth in the year?	6.4	<input checked="" type="checkbox"/>	No	<input type="checkbox"/>	Yes	<input type="checkbox"/>				
Set standards	Did the entity publish new guidance and/or tools on Youth2030 priority areas in the year?	7	<input checked="" type="checkbox"/>	No	<input type="checkbox"/>	Yes	<input checked="" type="checkbox"/>				
B. Support efforts of Governments to work FOR and WITH youth											
Strengthen national policies	Did the entity strengthen national policies on youth/mainstream youth issues in the year?	9	<input checked="" type="checkbox"/>	Yes	<input type="checkbox"/>	Yes	<input type="checkbox"/>				
Leave No Youth Behind	Did the entity strengthen capacities of Governments to design and deliver Leave No Youth Behind strategies in the year?	10	<input checked="" type="checkbox"/>	Yes	<input type="checkbox"/>	n/a	<input type="checkbox"/>				
C. Establish programmes, projects and partnerships FOR and WITH youth											
Joint programmes and multistakeholder initiatives	Did the entity support joint programmes and/or multistakeholder initiatives ^a on youth in the year?	11	<input checked="" type="checkbox"/>	Yes	<input type="checkbox"/>	Yes	<input type="checkbox"/>				
Partnerships and investments for innovation	Did the entity establish partnerships for innovations on youth in the year?	12.1	<input checked="" type="checkbox"/>	No	<input type="checkbox"/>	Yes	<input type="checkbox"/>				
	Did the entity directly fund youth-led organizations ^a to undertake projects in the year?	12.2	<input checked="" type="checkbox"/>	No	<input type="checkbox"/>	Yes	<input type="checkbox"/>				
D. Build capacity of stakeholders and support exchange of knowledge on youth											
Build capacity of external stakeholders	Does the entity maintain knowledge portal(s) with information relevant to youth?	8.1	<input checked="" type="checkbox"/>	No	<input type="checkbox"/>	Yes	<input checked="" type="checkbox"/>				
	Did the entity invest in capacity-building of external stakeholders on youth in the year?	8.2	<input checked="" type="checkbox"/>	Yes	<input checked="" type="checkbox"/>	Yes	<input type="checkbox"/>				
	Does the entity support/host/partner with any open-source e-learning platforms for online learning?	8.3	<input checked="" type="checkbox"/>	No	<input type="checkbox"/>	Yes	<input type="checkbox"/>				
	Did the entity facilitate knowledge exchange on youth issues in the year?	8.4	<input checked="" type="checkbox"/>	Yes	<input checked="" type="checkbox"/>	Yes	<input checked="" type="checkbox"/>				
E. Advocate and communicate FOR and WITH youth											
Communication and advocacy	Did the entity support advocacy events on youth in intergovernmental forums/summits/conferences?	13.1	<input checked="" type="checkbox"/>	Yes	<input checked="" type="checkbox"/>	Yes	<input checked="" type="checkbox"/>				
	Did the entity support commemoration of international day events relevant to youth in the year?	13.2	<input checked="" type="checkbox"/>	Yes	<input checked="" type="checkbox"/>	Yes	<input checked="" type="checkbox"/>				
	Did the entity support/activate campaigns on Youth2030 priority areas in the year?	13.3	<input checked="" type="checkbox"/>	Yes	<input checked="" type="checkbox"/>	Yes	<input checked="" type="checkbox"/>				
Meaningful youth engagement in support to Governments	Were youth meaningfully engaged in entity support to Governments/intergovernmental processes ?	18.4	<input checked="" type="checkbox"/>	Yes	<input checked="" type="checkbox"/>	Yes	<input checked="" type="checkbox"/>				
Meaningful youth engagement in programmes, projects and campaigns	Were youth meaningfully engaged in UN-led programmes, projects and campaigns?	18.5	<input checked="" type="checkbox"/>	Yes	<input type="checkbox"/>	Yes	<input type="checkbox"/>				
2. How does the entity's strategic planning process support work FOR and WITH youth?											
A. Strategic planning											
Results for youth in strategic plans	Does the entity have guiding instruments (strategic plan/equivalent) for its work on youth?	1.1	<input checked="" type="checkbox"/>	Yes	<input type="checkbox"/>	Yes	<input type="checkbox"/>				
	Does the situational analysis in the entity's strategic plan include insights on youth issues ?	1.2	<input checked="" type="checkbox"/>	Yes	<input type="checkbox"/>	Yes	<input type="checkbox"/>				
	Does the strategic plan of the entity include results FOR youth ?	1.3	<input checked="" type="checkbox"/>	Yes	<input checked="" type="checkbox"/>	Yes	<input type="checkbox"/>				
Alignment of youth work in UN entities to Youth2030	Are the entity's programmes on youth aligned to Youth2030 priority areas ?	2.1	<input checked="" type="checkbox"/>	Yes	<input type="checkbox"/>	Yes	<input type="checkbox"/>				
	Does the human resources plan include work on strengthening internships and increasing the youth workforce ?	2.2	<input checked="" type="checkbox"/>	Yes	<input type="checkbox"/>	Yes	<input checked="" type="checkbox"/>				
	Does the entity's communication and advocacy strategy or plan include youth?	2.3	<input checked="" type="checkbox"/>	Yes	<input checked="" type="checkbox"/>	Yes	<input checked="" type="checkbox"/>				
B. Funding and transparency											
Funding for youth	Does the entity have a marker/tagging system to track resources on youth?	3.1	<input checked="" type="checkbox"/>	Yes	<input checked="" type="checkbox"/>	No	<input type="checkbox"/>				
	Did the entity spend/utilize the funding allocated for youth-related activities in the year?	3.2.1	<input checked="" type="checkbox"/>	No	<input type="checkbox"/>	No	<input type="checkbox"/>				
	Is information available on the proportion of the entity's total expenditure spent on youth-related activities in the year?	3.2.2	<input checked="" type="checkbox"/>	No	<input type="checkbox"/>	No	<input type="checkbox"/>				
Transparency	Did the annual report of the entity include results achieved/funds utilized on youth in the year?	4	<input checked="" type="checkbox"/>	Yes	<input type="checkbox"/>	Yes	<input type="checkbox"/>				
Meaningful youth engagement in entity processes	Were youth meaningfully engaged in entity processes , including in strategic planning processes?	18.3	<input checked="" type="checkbox"/>	Yes	<input checked="" type="checkbox"/>	Yes	<input checked="" type="checkbox"/>				
3. How is the entity organized to deliver coherently FOR and WITH youth?											
A. Coordination arrangements											
Inter-agency coordination	Was the entity engaged in inter-agency coordination on youth at global/regional levels in the year?	14	<input checked="" type="checkbox"/> ^d	n/a	<input type="checkbox"/>	Yes	<input checked="" type="checkbox"/>				
B. Internal capacities to deliver on Youth2030											
Internal capacities	Did the entity have personnel in place to deliver on the youth agenda in the year?	15.1	<input checked="" type="checkbox"/>	Yes	<input type="checkbox"/>	Yes	<input type="checkbox"/>				
	Does the entity have an internal coordination mechanism for its personnel working on youth?	15.2	<input checked="" type="checkbox"/> ^b	Yes	<input checked="" type="checkbox"/>	Yes	<input checked="" type="checkbox"/>				
	Did the entity invest in strengthening its organizational capacity on youth in the year?	15.3	<input checked="" type="checkbox"/>	Yes	<input type="checkbox"/>	Yes	<input checked="" type="checkbox"/>				
C. Youth workforce and internships											
Youth workforce	Does the entity undertake data-driven action to increase youth in its workforce and track progress?	16	<input checked="" type="checkbox"/>	No	<input type="checkbox"/>	Yes	<input type="checkbox"/>				
Fair and quality internships	Does the entity undertake data-driven action to improve internships and track progress?	17	<input checked="" type="checkbox"/>	Yes	<input checked="" type="checkbox"/>	Yes	<input type="checkbox"/>				
Policies, processes and platforms for meaningful youth engagement	Does the entity have in place policies, processes and platforms for meaningful youth engagement ?	18.1	<input checked="" type="checkbox"/>	Yes	<input type="checkbox"/>	Yes	<input checked="" type="checkbox"/>				
	Did the entity engage youth (groups) at the global/regional level in the year?	18.2	<input checked="" type="checkbox"/>	Yes	<input checked="" type="checkbox"/>	Yes	<input checked="" type="checkbox"/>				

^a Includes a range of programmes, projects and initiatives.

^d Reporting on KPI 14 has been simplified: global and regional inter-agency coordination are integrated into one score. For 2021 scores on KPI 14, please refer to [Youth2030 Snapshot Series 2022](#).

^b Required for entities with 2 or more offices in different locations (special case).

What is the Youth2030 UN Entity Snapshot Series?

In 2022, UN entities self-reported on their progress on Youth2030 against 18 key performance indicators (KPIs) as set out in the [Youth2030 Scorecard for UN Entities](#) ↗

<p>How to read the Youth2030 UN Entity Snapshot</p>	<p>The snapshot</p> <ul style="list-style-type: none"> includes the entity’s mandate, geographical presence and priority areas on Youth2030 summarizes the entity’s self-reported progress for 2022 	<p>Insights are available on the entity’s work</p> <p><input type="checkbox"/> FOR youth</p> <p><input checked="" type="checkbox"/> WITH youth</p>	<p>18 KPIs organized in 42 questions:</p> <ul style="list-style-type: none"> 36 rated questions <ul style="list-style-type: none"> At milestone Moving forward Getting ready 6 non-rated questions, yielding qualitative insights 	<p>The 42 questions are:</p> <ul style="list-style-type: none"> 18 required 24 optional (as relevant to the mandate and geographical presence of the entity)
--	---	--	---	--

18 KPIs including 42 questions distributed across 10 areas of action

Themes	Areas of action	Scores FOR youth	Scores WITH youth
<p>How is the entity advancing global commitments FOR youth and delivering them WITH youth?</p>	Data, evidence, standards	<input checked="" type="checkbox"/> <input checked="" type="checkbox"/> <input checked="" type="checkbox"/> <input checked="" type="checkbox"/> <input checked="" type="checkbox"/> <input checked="" type="checkbox"/> <input checked="" type="checkbox"/> <input checked="" type="checkbox"/> <input checked="" type="checkbox"/>	
	Support to Governments	<input checked="" type="checkbox"/> <input checked="" type="checkbox"/>	
	Programmes, projects, partnerships	<input checked="" type="checkbox"/> <input checked="" type="checkbox"/> <input checked="" type="checkbox"/>	<input checked="" type="checkbox"/> <input checked="" type="checkbox"/>
	Knowledge and capacity	<input checked="" type="checkbox"/> <input checked="" type="checkbox"/> <input checked="" type="checkbox"/> <input checked="" type="checkbox"/>	
	Advocacy	<input checked="" type="checkbox"/> <input checked="" type="checkbox"/> <input checked="" type="checkbox"/>	
<p>How does the entity’s strategic planning process support work FOR and WITH youth?</p>	Strategic planning	<input checked="" type="checkbox"/> <input checked="" type="checkbox"/> <input checked="" type="checkbox"/> <input checked="" type="checkbox"/> <input checked="" type="checkbox"/> <input checked="" type="checkbox"/>	<input checked="" type="checkbox"/>
	Funding and transparency	<input checked="" type="checkbox"/> <input checked="" type="checkbox"/> <input checked="" type="checkbox"/> <input checked="" type="checkbox"/>	
<p>How is the entity organized to deliver coherently FOR and WITH youth?</p>	Coordination*	<input checked="" type="checkbox"/>	
	Internal capacities	<input checked="" type="checkbox"/> <input checked="" type="checkbox"/> <input checked="" type="checkbox"/>	<input checked="" type="checkbox"/> <input checked="" type="checkbox"/>
	Youth workforce and internships	<input checked="" type="checkbox"/> <input checked="" type="checkbox"/>	

Part 1. Overview

Mandate

UNICEF works in over 190 countries and territories to save children’s lives, to defend their rights, and to help them fulfill their potential, from early childhood through adolescence.

The entity works in the following fields

Support sustainable development and climate change	Protect and promote human rights	Maintain peace and security	Deliver humanitarian aid	Uphold international law
--	----------------------------------	-----------------------------	--------------------------	--------------------------

Geographical presence

Global	Regional	Country
--------	----------	---------

Action/functions on youth

Data and evidence	Assistance/advisory services	Financing	Advocacy	Operational and management support
Setting standards	Programmes and projects	Coordination	Communications, outreach, visibility	Oversight
Capacity-building	Partnerships	Other (specify)		

Youth2030 priority areas in line with the entity’s mandate

<p>Priority area 1 Youth engagement, participation and advocacy</p> <p>Partner with youth-led and youth-serving organizations^b</p> <p>Strengthen youth engagement mechanisms in UN entities</p> <p>Strengthen meaningful youth engagement in intergovernmental/multilateral forums</p> <p>Leverage technology and digital solutions for large-scale outreach to young people</p> <p>Amplify voices of young people and showcase their contributions</p>				
<p>Priority area 2 Informed and healthy foundations</p>	<p>Priority area 3 Economic empowerment through decent work</p>	<p>Priority area 4 Youth and human rights</p>	<p>Priority area 5 Peacebuilding and resilience-building</p>	

* Reporting on KPI 14 has been simplified from four scores in 2021 to one score in 2022.

^b Includes a wide range of formal and informal communities of young people in the form of youth-led and youth-serving federations, unions, organizations, associations, councils, networks, clubs, movements, mechanisms and structures.

Part 2. Entity's performance

How to read: Required KPIs Optional KPIs FOR youth WITH youth

Scores: ● At milestone ● Moving forward ● Getting ready ● Not applicable

Qualitative reporting in [Youth2030 Progress Report 2023](#)

Short description of KPI	Questions	Year	KPI No.	2021		2022		2023		2024	
				Response	Rating	Response	Rating	Response	Rating	Response	Rating
1. How is the entity advancing global commitments FOR youth and delivering them WITH youth?											
A. Make data and evidence on youth available; set standards for work on youth											
Data on youth	Does the entity maintain databases on youth?	5.1	<input checked="" type="checkbox"/>	Yes	▽	Yes	▽				
	Does the entity spearhead development of new indicators on youth?	5.2	<input checked="" type="checkbox"/>	Yes	▽	Yes	▽				
	Did the entity make new data/data products on youth available in the year?	5.3	<input checked="" type="checkbox"/>	No	●	Yes	●				
	Does the entity harness big-data sources for insights on youth issues?	5.4	<input checked="" type="checkbox"/>	No	●	No	●				
Evidence on youth	Did the entity make new evidence on Youth2030 priority areas available in the year?	6.1	<input checked="" type="checkbox"/>	Yes	●	Yes	●				
	Did the entity publish best practices/lessons learned documentation on youth in the year?	6.2	<input checked="" type="checkbox"/>	Yes	▽	Yes	▽				
	Did the entity publish flagship/periodic reports on youth in the year?	6.3	<input checked="" type="checkbox"/>	Yes	▽	Yes	▽				
	Did the entity complete evaluations on youth in the year?	6.4	<input checked="" type="checkbox"/>	Yes	●	Yes	●				
Set standards	Did the entity publish new guidance and/or tools on Youth2030 priority areas in the year?	7	<input checked="" type="checkbox"/>	Yes	●	Yes	●				
B. Support efforts of Governments to work FOR and WITH youth											
Strengthen national policies	Did the entity strengthen national policies on youth/mainstream youth issues in the year?	9	<input checked="" type="checkbox"/>	Yes	●	Yes	●				
Leave No Youth Behind	Did the entity strengthen capacities of Governments to design and deliver Leave No Youth Behind strategies in the year?	10	<input checked="" type="checkbox"/>	Yes	●	Yes	●				
C. Establish programmes, projects and partnerships FOR and WITH youth											
Joint programmes and multistakeholder initiatives	Did the entity support joint programmes and/or multistakeholder initiatives ^a on youth in the year?	11	<input checked="" type="checkbox"/>	Yes	●	Yes	●				
Partnerships and investments for innovation	Did the entity establish partnerships for innovations on youth in the year?	12.1	<input checked="" type="checkbox"/>	No	●	Yes	●				
	Did the entity directly fund youth-led organizations ^a to undertake projects in the year?	12.2	<input checked="" type="checkbox"/>	No	●	Yes	●				
D. Build capacity of stakeholders and support exchange of knowledge on youth											
Build capacity of external stakeholders	Does the entity maintain knowledge portal(s) with information relevant to youth?	8.1	<input checked="" type="checkbox"/>	Yes	●	Yes	●				
	Did the entity invest in capacity-building of external stakeholders on youth in the year?	8.2	<input checked="" type="checkbox"/>	Yes	●	Yes	●				
	Does the entity support/host/partner with any open-source e-learning platforms for online learning?	8.3	<input checked="" type="checkbox"/>	Yes	●	Yes	●				
	Did the entity facilitate knowledge exchange on youth issues in the year?	8.4	<input checked="" type="checkbox"/>	Yes	●	Yes	●				
E. Advocate and communicate FOR and WITH youth											
Communication and advocacy	Did the entity support advocacy events on youth in intergovernmental forums/summits/conferences?	13.1	<input checked="" type="checkbox"/>	Yes	●	Yes	●				
	Did the entity support commemoration of international day events relevant to youth in the year?	13.2	<input checked="" type="checkbox"/>	Yes	●	Yes	●				
	Did the entity support/activate campaigns on Youth2030 priority areas in the year?	13.3	<input checked="" type="checkbox"/>	Yes	●	Yes	●				
Meaningful youth engagement in support to Governments	Were youth meaningfully engaged in entity support to Governments/intergovernmental processes ?	18.4	<input checked="" type="checkbox"/>	Yes	●	Yes	●				
Meaningful youth engagement in programmes, projects and campaigns	Were youth meaningfully engaged in UN-led programmes, projects and campaigns?	18.5	<input checked="" type="checkbox"/>	Yes	●	Yes	●				
2. How does the entity's strategic planning process support work FOR and WITH youth?											
A. Strategic planning											
Results for youth in strategic plans	Does the entity have guiding instruments (strategic plan/equivalent) for its work on youth?	1.1	<input checked="" type="checkbox"/>	Yes	▽	Yes	▽				
	Does the situational analysis in the entity's strategic plan include insights on youth issues ?	1.2	<input checked="" type="checkbox"/>	Yes	●	Yes	●				
	Does the strategic plan of the entity include results FOR youth ?	1.3	<input checked="" type="checkbox"/>	Yes	●	Yes	●				
Alignment of youth work in UN entities to Youth2030	Are the entity's programmes on youth aligned to Youth2030 priority areas ?	2.1	<input checked="" type="checkbox"/>	Yes	●	Yes	●				
	Does the human resources plan include work on strengthening internships and increasing the youth workforce ?	2.2	<input checked="" type="checkbox"/>	Yes	●	Yes	●				
	Does the entity's communication and advocacy strategy or plan include youth?	2.3	<input checked="" type="checkbox"/>	Yes	●	Yes	●				
B. Funding and transparency											
Funding for youth	Does the entity have a marker/tagging system to track resources on youth?	3.1	<input checked="" type="checkbox"/>	Yes	●	Yes	●				
	Did the entity spend/utilize the funding allocated for youth-related activities in the year?	3.2.1	<input checked="" type="checkbox"/>	No	●	Yes	●				
	Is information available on the proportion of the entity's total expenditure spent on youth-related activities in the year?	3.2.2	<input checked="" type="checkbox"/>	No	▽	Yes	▽				
Transparency	Did the annual report of the entity include results achieved/funds utilized on youth in the year?	4	<input checked="" type="checkbox"/>	Yes	●	Yes	●				
Meaningful youth engagement in entity processes	Were youth meaningfully engaged in entity processes , including in strategic planning processes?	18.3	<input checked="" type="checkbox"/>	Yes	●	Yes	●				
3. How is the entity organized to deliver coherently FOR and WITH youth?											
A. Coordination arrangements											
Inter-agency coordination	Was the entity engaged in inter-agency coordination on youth at global/regional levels in the year?	14	<input checked="" type="checkbox"/> ^d	n/a	⊗	Yes	●				
B. Internal capacities to deliver on Youth2030											
Internal capacities	Did the entity have personnel in place to deliver on the youth agenda in the year?	15.1	<input checked="" type="checkbox"/>	Yes	●	Yes	●				
	Does the entity have an internal coordination mechanism for its personnel working on youth?	15.2	<input checked="" type="checkbox"/> ^e	Yes	●	Yes	●				
	Did the entity invest in strengthening its organizational capacity on youth in the year?	15.3	<input checked="" type="checkbox"/>	Yes	●	Yes	●				
C. Youth workforce and internships											
Youth workforce	Does the entity undertake data-driven action to increase youth in its workforce and track progress?	16	<input checked="" type="checkbox"/>	Yes	●	Yes	●				
Fair and quality internships	Does the entity undertake data-driven action to improve internships and track progress?	17	<input checked="" type="checkbox"/>	Yes	●	Yes	●				
Policies, processes and platforms for meaningful youth engagement	Does the entity have in place policies, processes and platforms for meaningful youth engagement ?	18.1	<input checked="" type="checkbox"/>	Yes	●	Yes	●				
	Did the entity engage youth (groups) at the global/regional level in the year?	18.2	<input checked="" type="checkbox"/>	Yes	●	Yes	●				

^a Includes a range of programmes, projects and initiatives.

^d Reporting on KPI 14 has been simplified: global and regional inter-agency coordination are integrated into one score. For 2021 scores on KPI 14, please refer to [Youth2030 Snapshot Series 2022](#).

^e Required for entities with 2 or more offices in different locations (special case).

What is the Youth2030 UN Entity Snapshot Series?

In 2022, UN entities self-reported on their progress on Youth2030 against 18 key performance indicators (KPIs) as set out in the [Youth2030 Scorecard for UN Entities](#)

<p>How to read the Youth2030 UN Entity Snapshot</p>	<p>The snapshot</p> <ul style="list-style-type: none"> includes the entity's mandate, geographical presence and priority areas on Youth2030 summarizes the entity's self-reported progress for 2022 	<p>Insights are available on the entity's work</p> <p><input type="checkbox"/> FOR youth</p> <p><input checked="" type="checkbox"/> WITH youth</p>	<p>18 KPIs organized in 42 questions:</p> <ul style="list-style-type: none"> 36 rated questions <ul style="list-style-type: none"> At milestone Moving forward Getting ready 6 non-rated questions, yielding qualitative insights 	<p>The 42 questions are:</p> <ul style="list-style-type: none"> 18 required 24 optional (as relevant to the mandate and geographical presence of the entity)
--	---	--	---	---

18 KPIs including 42 questions distributed across 10 areas of action

Themes	Areas of action	Scores FOR youth	Scores WITH youth
<p>How is the entity advancing global commitments FOR youth and delivering them WITH youth?</p>	Data, evidence, standards	<input checked="" type="checkbox"/> <input checked="" type="checkbox"/> <input checked="" type="checkbox"/> <input checked="" type="checkbox"/> <input checked="" type="checkbox"/> <input checked="" type="checkbox"/> <input checked="" type="checkbox"/> <input checked="" type="checkbox"/> <input checked="" type="checkbox"/>	
	Support to Governments	<input checked="" type="checkbox"/> <input checked="" type="checkbox"/>	
	Programmes, projects, partnerships	<input checked="" type="checkbox"/> <input checked="" type="checkbox"/> <input checked="" type="checkbox"/>	<input checked="" type="checkbox"/> <input checked="" type="checkbox"/>
	Knowledge and capacity	<input checked="" type="checkbox"/> <input checked="" type="checkbox"/> <input checked="" type="checkbox"/> <input checked="" type="checkbox"/>	
	Advocacy	<input checked="" type="checkbox"/> <input checked="" type="checkbox"/> <input checked="" type="checkbox"/>	
<p>How does the entity's strategic planning process support work FOR and WITH youth?</p>	Strategic planning	<input checked="" type="checkbox"/> <input checked="" type="checkbox"/> <input checked="" type="checkbox"/> <input checked="" type="checkbox"/> <input checked="" type="checkbox"/> <input checked="" type="checkbox"/>	<input checked="" type="checkbox"/>
	Funding and transparency	<input checked="" type="checkbox"/> <input checked="" type="checkbox"/> <input checked="" type="checkbox"/> <input checked="" type="checkbox"/>	
<p>How is the entity organized to deliver coherently FOR and WITH youth?</p>	Coordination*	<input checked="" type="checkbox"/>	
	Internal capacities	<input checked="" type="checkbox"/> <input checked="" type="checkbox"/> <input checked="" type="checkbox"/>	<input checked="" type="checkbox"/> <input checked="" type="checkbox"/>
	Youth workforce and internships	<input checked="" type="checkbox"/> <input checked="" type="checkbox"/>	

Part 1. Overview

Mandate

UNICRI is a training and capacity-building hub in the field of crime prevention, justice and the rule of law to promote sustainable development, human rights and security.

The entity works in the following fields

Support sustainable development and climate change | Protect and promote human rights | **Maintain peace and security** | Deliver humanitarian aid | Uphold international law

Geographical presence

Global | Regional | Country

Action/functions on youth

Data and evidence | Assistance/advisory services | Financing | Advocacy | Operational and management support

Setting standards | **Programmes and projects** | Coordination | **Communications, outreach, visibility** | Oversight

Capacity-building | Partnerships | Other (specify)

Youth2030 priority areas in line with the entity's mandate

Priority area 1
Youth engagement, participation and advocacy

Partner with youth-led and youth-serving organizations^b | Strengthen youth engagement mechanisms in UN entities | Strengthen meaningful youth engagement in intergovernmental/multilateral forums | Leverage technology and digital solutions for large-scale outreach to young people | Amplify voices of young people and showcase their contributions

Priority area 2 | **Priority area 3** | **Priority area 4** | **Priority area 5**

Informed and healthy foundations | Economic empowerment through decent work | **Youth and human rights** | Peacebuilding and resilience-building

^a Reporting on KPI 14 has been simplified from four scores in 2021 to one score in 2022.

^b Includes a wide range of formal and informal communities of young people in the form of youth-led and youth-serving federations, unions, organizations, associations, councils, networks, clubs, movements, mechanisms and structures.

Part 2. Entity's performance

How to read: Required KPIs Optional KPIs FOR youth WITH youth

Scores: At milestone Moving forward Getting ready Not applicable

Qualitative reporting in [Youth2030 Progress Report 2023](#)

Short description of KPI	Questions	Year	KPI No.	2021		2022		2023		2024	
				Response	Rating	Response	Rating	Response	Rating	Response	Rating
1. How is the entity advancing global commitments FOR youth and delivering them WITH youth?											
A. Make data and evidence on youth available; set standards for work on youth											
Data on youth	Does the entity maintain databases on youth?	5.1	<input checked="" type="checkbox"/>	-	-	n/a	<input type="checkbox"/>				
	Does the entity spearhead development of new indicators on youth?	5.2	<input checked="" type="checkbox"/>	-	-	n/a	<input type="checkbox"/>				
	Did the entity make new data/data products on youth available in the year?	5.3	<input checked="" type="checkbox"/>	-	-	n/a	<input type="checkbox"/>				
	Does the entity harness big-data sources for insights on youth issues?	5.4	<input checked="" type="checkbox"/>	-	-	n/a	<input type="checkbox"/>				
Evidence on youth	Did the entity make new evidence on Youth2030 priority areas available in the year?	6.1	<input checked="" type="checkbox"/>	-	-	yes	<input type="checkbox"/>				
	Did the entity publish best practices/lessons learned documentation on youth in the year?	6.2	<input checked="" type="checkbox"/>	-	-	No	<input type="checkbox"/>				
	Did the entity publish flagship/periodic reports on youth in the year?	6.3	<input checked="" type="checkbox"/>	-	-	Yes	<input type="checkbox"/>				
	Did the entity complete evaluations on youth in the year?	6.4	<input checked="" type="checkbox"/>	-	-	No	<input type="checkbox"/>				
Set standards	Did the entity publish new guidance and/or tools on Youth2030 priority areas in the year?	7	<input checked="" type="checkbox"/>	-	-	No	<input type="checkbox"/>				
B. Support efforts of Governments to work FOR and WITH youth											
Strengthen national policies	Did the entity strengthen national policies on youth/mainstream youth issues in the year?	9	<input checked="" type="checkbox"/>	-	-	n/a	<input type="checkbox"/>				
Leave No Youth Behind	Did the entity strengthen capacities of Governments to design and deliver Leave No Youth Behind strategies in the year?	10	<input checked="" type="checkbox"/>	-	-	n/a	<input type="checkbox"/>				
C. Establish programmes, projects and partnerships FOR and WITH youth											
Joint programmes and multistakeholder initiatives	Did the entity support joint programmes and/or multistakeholder initiatives ^a on youth in the year?	11	<input checked="" type="checkbox"/>	-	-	Yes	<input type="checkbox"/>				
Partnerships and investments for innovation	Did the entity establish partnerships for innovations on youth in the year?	12.1	<input checked="" type="checkbox"/>	-	-	Yes	<input type="checkbox"/>				
	Did the entity directly fund youth-led organizations ^a to undertake projects in the year?	12.2	<input checked="" type="checkbox"/>	-	-	Yes	<input type="checkbox"/>				
D. Build capacity of stakeholders and support exchange of knowledge on youth											
Build capacity of external stakeholders	Does the entity maintain knowledge portal(s) with information relevant to youth?	8.1	<input checked="" type="checkbox"/>	-	-	N/A	<input type="checkbox"/>				
	Did the entity invest in capacity-building of external stakeholders on youth in the year?	8.2	<input checked="" type="checkbox"/>	-	-	N/A	<input type="checkbox"/>				
	Does the entity support/host/partner with any open-source e-learning platforms for online learning?	8.3	<input checked="" type="checkbox"/>	-	-	N/A	<input type="checkbox"/>				
	Did the entity facilitate knowledge exchange on youth issues in the year?	8.4	<input checked="" type="checkbox"/>	-	-	N/A	<input type="checkbox"/>				
E. Advocate and communicate FOR and WITH youth											
Communication and advocacy	Did the entity support advocacy events on youth in intergovernmental forums/summits/conferences?	13.1	<input checked="" type="checkbox"/>	-	-	Yes	<input checked="" type="checkbox"/>				
	Did the entity support commemoration of international day events relevant to youth in the year?	13.2	<input checked="" type="checkbox"/>	-	-	No	<input type="checkbox"/>				
	Did the entity support/activate campaigns on Youth2030 priority areas in the year?	13.3	<input checked="" type="checkbox"/>	-	-	Yes	<input checked="" type="checkbox"/>				
Meaningful youth engagement in support to Governments	Were youth meaningfully engaged in entity support to Governments/intergovernmental processes ?	18.4	<input checked="" type="checkbox"/>	-	-	N/A	<input type="checkbox"/>				
Meaningful youth engagement in programmes, projects and campaigns	Were youth meaningfully engaged in UN-led programmes, projects and campaigns?	18.5	<input checked="" type="checkbox"/>	-	-	Yes	<input checked="" type="checkbox"/>				
2. How does the entity's strategic planning process support work FOR and WITH youth?											
A. Strategic planning											
Results for youth in strategic plans	Does the entity have guiding instruments (strategic plan/equivalent) for its work on youth?	1.1	<input checked="" type="checkbox"/>	-	-	Yes	<input type="checkbox"/>				
	Does the situational analysis in the entity's strategic plan include insights on youth issues ?	1.2	<input checked="" type="checkbox"/>	-	-	Yes	<input type="checkbox"/>				
	Does the strategic plan of the entity include results FOR youth ?	1.3	<input checked="" type="checkbox"/>	-	-	No	<input type="checkbox"/>				
Alignment of youth work in UN entities to Youth2030	Are the entity's programmes on youth aligned to Youth2030 priority areas ?	2.1	<input checked="" type="checkbox"/>	-	-	Yes	<input type="checkbox"/>				
	Does the human resources plan include work on strengthening internships and increasing the youth workforce ?	2.2	<input checked="" type="checkbox"/>	-	-	Yes	<input checked="" type="checkbox"/>				
	Does the entity's communication and advocacy strategy or plan include youth?	2.3	<input checked="" type="checkbox"/>	-	-	No	<input type="checkbox"/>				
B. Funding and transparency											
Funding for youth	Does the entity have a marker/tagging system to track resources on youth?	3.1	<input checked="" type="checkbox"/>	-	-	No	<input type="checkbox"/>				
	Did the entity spend/utilize the funding allocated for youth-related activities in the year?	3.2.1	<input checked="" type="checkbox"/>	-	-	No	<input type="checkbox"/>				
	Is information available on the proportion of the entity's total expenditure spent on youth-related activities in the year?	3.2.2	<input checked="" type="checkbox"/>	-	-	No	<input type="checkbox"/>				
Transparency	Did the annual report of the entity include results achieved/funds utilized on youth in the year?	4	<input checked="" type="checkbox"/>	-	-	No	<input type="checkbox"/>				
Meaningful youth engagement in entity processes	Were youth meaningfully engaged in entity processes , including in strategic planning processes?	18.3	<input checked="" type="checkbox"/>	-	-	Yes	<input type="checkbox"/>				
3. How is the entity organized to deliver coherently FOR and WITH youth?											
A. Coordination arrangements											
Inter-agency coordination	Was the entity engaged in inter-agency coordination on youth at global/regional levels in the year?	14	<input checked="" type="checkbox"/> ^d	n/a	<input type="checkbox"/>	No	<input type="checkbox"/>				
B. Internal capacities to deliver on Youth2030											
Internal capacities	Did the entity have personnel in place to deliver on the youth agenda in the year?	15.1	<input checked="" type="checkbox"/>	-	-	No	<input type="checkbox"/>				
	Does the entity have an internal coordination mechanism for its personnel working on youth?	15.2	<input checked="" type="checkbox"/>	-	-	No	<input type="checkbox"/>				
	Did the entity invest in strengthening its organizational capacity on youth in the year?	15.3	<input checked="" type="checkbox"/>	-	-	No	<input type="checkbox"/>				
C. Youth workforce and internships											
Youth workforce	Does the entity undertake data-driven action to increase youth in its workforce and track progress?	16	<input checked="" type="checkbox"/>	-	-	Yes	<input type="checkbox"/>				
Fair and quality internships	Does the entity undertake data-driven action to improve internships and track progress?	17	<input checked="" type="checkbox"/>	-	-	Yes	<input type="checkbox"/>				
Policies, processes and platforms for meaningful youth engagement	Does the entity have in place policies, processes and platforms for meaningful youth engagement?	18.1	<input checked="" type="checkbox"/>	-	-	No	<input type="checkbox"/>				
	Did the entity engage youth (groups) at the global/regional level in the year?	18.2	<input checked="" type="checkbox"/>	-	-	Yes	<input type="checkbox"/>				

^a Includes a range of programmes, projects and initiatives.

^d Reporting on KPI 14 has been simplified: global and regional inter-agency coordination are integrated into one score. For 2021 scores on KPI 14, please refer to [Youth2030 Snapshot Series 2022](#).

^e Required for entities with 2 or more offices in different locations (special case).

What is the Youth2030 UN Entity Snapshot Series?

In 2022, UN entities self-reported on their progress on Youth2030 against 18 key performance indicators (KPIs) as set out in the [Youth2030 Scorecard for UN Entities](#)

<p>How to read the Youth2030 UN Entity Snapshot</p>	<p>The snapshot</p> <ul style="list-style-type: none"> includes the entity's mandate, geographical presence and priority areas on Youth2030 summarizes the entity's self-reported progress for 2022 	<p>Insights are available on the entity's work</p> <p><input type="checkbox"/> FOR youth</p> <p><input checked="" type="checkbox"/> WITH youth</p>	<p>18 KPIs organized in 42 questions:</p> <ul style="list-style-type: none"> 36 rated questions <ul style="list-style-type: none"> At milestone Moving forward Getting ready 6 non-rated questions, yielding qualitative insights 	<p>The 42 questions are:</p> <ul style="list-style-type: none"> 18 required 24 optional (as relevant to the mandate and geographical presence of the entity)
--	---	--	---	--

18 KPIs including 42 questions distributed across 10 areas of action

Themes	Areas of action	Scores FOR youth	Scores WITH youth
<p>How is the entity advancing global commitments FOR youth and delivering them WITH youth?</p>	Data, evidence, standards	<input checked="" type="checkbox"/> <input checked="" type="checkbox"/> <input checked="" type="checkbox"/> <input checked="" type="checkbox"/> <input checked="" type="checkbox"/> <input checked="" type="checkbox"/> <input checked="" type="checkbox"/> <input checked="" type="checkbox"/> <input checked="" type="checkbox"/>	
	Support to Governments	<input checked="" type="checkbox"/> <input checked="" type="checkbox"/>	
	Programmes, projects, partnerships	<input checked="" type="checkbox"/> <input checked="" type="checkbox"/> <input checked="" type="checkbox"/>	<input checked="" type="checkbox"/> <input checked="" type="checkbox"/>
	Knowledge and capacity	<input checked="" type="checkbox"/> <input checked="" type="checkbox"/> <input checked="" type="checkbox"/> <input checked="" type="checkbox"/>	
	Advocacy	<input checked="" type="checkbox"/> <input checked="" type="checkbox"/> <input checked="" type="checkbox"/>	
<p>How does the entity's strategic planning process support work FOR and WITH youth?</p>	Strategic planning	<input checked="" type="checkbox"/> <input checked="" type="checkbox"/> <input checked="" type="checkbox"/> <input checked="" type="checkbox"/> <input checked="" type="checkbox"/> <input checked="" type="checkbox"/>	<input checked="" type="checkbox"/>
	Funding and transparency	<input checked="" type="checkbox"/> <input checked="" type="checkbox"/> <input checked="" type="checkbox"/> <input checked="" type="checkbox"/>	
<p>How is the entity organized to deliver coherently FOR and WITH youth?</p>	Coordination*	<input checked="" type="checkbox"/>	
	Internal capacities	<input checked="" type="checkbox"/> <input checked="" type="checkbox"/> <input checked="" type="checkbox"/>	<input checked="" type="checkbox"/> <input checked="" type="checkbox"/>
	Youth workforce and internships	<input checked="" type="checkbox"/> <input checked="" type="checkbox"/>	

Part 1. Overview

Mandate

UNIDIR is one of the few policy institutes worldwide focusing on disarmament, generating knowledge and promoting dialogue and action on disarmament and security.

The entity works in the following fields

Support sustainable development and climate change	Protect and promote human rights	Maintain peace and security	Deliver humanitarian aid	Uphold international law
--	----------------------------------	-----------------------------	--------------------------	--------------------------

Geographical presence

Global	Regional	Country
--------	----------	---------

Action/functions on youth

Data and evidence	Assistance/advisory services	Financing	Advocacy	Operational and management support
Setting standards	Programmes and projects	Coordination	Communications, outreach, visibility	Oversight
Capacity-building	Partnerships	Other (specify)		

Youth2030 priority areas in line with the entity's mandate

<p>Priority area 1 Youth engagement, participation and advocacy</p> <p>Partner with youth-led and youth-serving organizations^b</p> <p>Strengthen youth engagement mechanisms in UN entities</p> <p>Strengthen meaningful youth engagement in intergovernmental/multilateral forums</p> <p>Leverage technology and digital solutions for large-scale outreach to young people</p> <p>Amplify voices of young people and showcase their contributions</p>				
<p>Priority area 2 Informed and healthy foundations</p>	<p>Priority area 3 Economic empowerment through decent work</p>	<p>Priority area 4 Youth and human rights</p>	<p>Priority area 5 Peacebuilding and resilience-building</p>	

* Reporting on KPI 14 has been simplified from four scores in 2021 to one score in 2022.

^b Includes a wide range of formal and informal communities of young people in the form of youth-led and youth-serving federations, unions, organizations, associations, councils, networks, clubs, movements, mechanisms and structures.

Part 2. Entity's performance

How to read: Required KPIs Optional KPIs FOR youth WITH youth

Scores: At milestone Moving forward Getting ready Not applicable

Qualitative reporting in [Youth2030 Progress Report 2023](#)

Short description of KPI	Questions	Year	KPI No.	2021		2022		2023		2024	
				Response	Rating	Response	Rating	Response	Rating	Response	Rating
1. How is the entity advancing global commitments FOR youth and delivering them WITH youth?											
A. Make data and evidence on youth available; set standards for work on youth											
Data on youth	Does the entity maintain databases on youth?	5.1	<input checked="" type="checkbox"/>	-	-	n/a	<input type="checkbox"/>				
	Does the entity spearhead development of new indicators on youth?	5.2	<input checked="" type="checkbox"/>	-	-	n/a	<input type="checkbox"/>				
	Did the entity make new data/data products on youth available in the year?	5.3	<input checked="" type="checkbox"/>	-	-	n/a	<input type="checkbox"/>				
	Does the entity harness big-data sources for insights on youth issues?	5.4	<input checked="" type="checkbox"/>	-	-	n/a	<input type="checkbox"/>				
Evidence on youth	Did the entity make new evidence on Youth2030 priority areas available in the year?	6.1	<input checked="" type="checkbox"/>	-	-	Yes	<input checked="" type="checkbox"/>				
	Did the entity publish best practices/lessons learned documentation on youth in the year?	6.2	<input checked="" type="checkbox"/>	-	-	No	<input type="checkbox"/>				
	Did the entity publish flagship/periodic reports on youth in the year?	6.3	<input checked="" type="checkbox"/>	-	-	Yes	<input type="checkbox"/>				
	Did the entity complete evaluations on youth in the year?	6.4	<input checked="" type="checkbox"/>	-	-	No	<input type="checkbox"/>				
Set standards	Did the entity publish new guidance and/or tools on Youth2030 priority areas in the year?	7	<input checked="" type="checkbox"/>	-	-	n/a	<input type="checkbox"/>				
B. Support efforts of Governments to work FOR and WITH youth											
Strengthen national policies	Did the entity strengthen national policies on youth/mainstream youth issues in the year?	9	<input checked="" type="checkbox"/>	-	-	n/a	<input type="checkbox"/>				
Leave No Youth Behind	Did the entity strengthen capacities of Governments to design and deliver Leave No Youth Behind strategies in the year?	10	<input checked="" type="checkbox"/>	-	-	Yes	<input type="checkbox"/>				
C. Establish programmes, projects and partnerships FOR and WITH youth											
Joint programmes and multistakeholder initiatives	Did the entity support joint programmes and/or multistakeholder initiatives ^a on youth in the year?	11	<input checked="" type="checkbox"/>	-	-	Yes	<input type="checkbox"/>				
Partnerships and investments for innovation	Did the entity establish partnerships for innovations on youth in the year?	12.1	<input checked="" type="checkbox"/>	-	-	n/a	<input type="checkbox"/>				
	Did the entity directly fund youth-led organizations ^a to undertake projects in the year?	12.2	<input checked="" type="checkbox"/>	-	-	n/a	<input type="checkbox"/>				
D. Build capacity of stakeholders and support exchange of knowledge on youth											
Build capacity of external stakeholders	Does the entity maintain knowledge portal(s) with information relevant to youth?	8.1	<input checked="" type="checkbox"/>	-	-	No	<input type="checkbox"/>				
	Did the entity invest in capacity-building of external stakeholders on youth in the year?	8.2	<input checked="" type="checkbox"/>	-	-	Yes	<input type="checkbox"/>				
	Does the entity support/host/partner with any open-source e-learning platforms for online learning?	8.3	<input checked="" type="checkbox"/>	-	-	Yes	<input checked="" type="checkbox"/>				
	Did the entity facilitate knowledge exchange on youth issues in the year?	8.4	<input checked="" type="checkbox"/>	-	-	Yes	<input checked="" type="checkbox"/>				
E. Advocate and communicate FOR and WITH youth											
Communication and advocacy	Did the entity support advocacy events on youth in intergovernmental forums/summits/conferences?	13.1	<input checked="" type="checkbox"/>	-	-	No	<input type="checkbox"/>				
	Did the entity support commemoration of international day events relevant to youth in the year?	13.2	<input checked="" type="checkbox"/>	-	-	Yes	<input checked="" type="checkbox"/>				
	Did the entity support/activate campaigns on Youth2030 priority areas in the year?	13.3	<input checked="" type="checkbox"/>	-	-	Yes	<input checked="" type="checkbox"/>				
Meaningful youth engagement in support to Governments	Were youth meaningfully engaged in entity support to Governments/intergovernmental processes ?	18.4	<input checked="" type="checkbox"/>	-	-	Yes	<input checked="" type="checkbox"/>				
Meaningful youth engagement in programmes, projects and campaigns	Were youth meaningfully engaged in UN-led programmes, projects and campaigns ?	18.5	<input checked="" type="checkbox"/>	-	-	Yes	<input checked="" type="checkbox"/>				
2. How does the entity's strategic planning process support work FOR and WITH youth?											
A. Strategic planning											
Results for youth in strategic plans	Does the entity have guiding instruments (strategic plan/equivalent) for its work on youth?	1.1	<input checked="" type="checkbox"/>	-	-	Yes	<input type="checkbox"/>				
	Does the situational analysis in the entity's strategic plan include insights on youth issues ?	1.2	<input checked="" type="checkbox"/>	-	-	No	<input type="checkbox"/>				
	Does the strategic plan of the entity include results FOR youth ?	1.3	<input checked="" type="checkbox"/>	-	-	No	<input type="checkbox"/>				
Alignment of youth work in UN entities to Youth2030	Are the entity's programmes on youth aligned to Youth2030 priority areas ?	2.1	<input checked="" type="checkbox"/>	-	-	Yes	<input checked="" type="checkbox"/>				
	Does the human resources plan include work on strengthening internships and increasing the youth workforce ?	2.2	<input checked="" type="checkbox"/>	-	-	Yes	<input checked="" type="checkbox"/>				
	Does the entity's communication and advocacy strategy or plan include youth?	2.3	<input checked="" type="checkbox"/>	-	-	Yes	<input type="checkbox"/>				
B. Funding and transparency											
Funding for youth	Does the entity have a marker/tagging system to track resources on youth?	3.1	<input checked="" type="checkbox"/>	-	-	Yes	<input checked="" type="checkbox"/>				
	Did the entity spend/utilize the funding allocated for youth-related activities in the year?	3.2.1	<input checked="" type="checkbox"/>	-	-	Yes	<input checked="" type="checkbox"/>				
	Is information available on the proportion of the entity's total expenditure spent on youth-related activities in the year?	3.2.2	<input checked="" type="checkbox"/>	-	-	Yes	<input type="checkbox"/>				
Transparency	Did the annual report of the entity include results achieved/funds utilized on youth in the year?	4	<input checked="" type="checkbox"/>	-	-	Yes	<input checked="" type="checkbox"/>				
Meaningful youth engagement in entity processes	Were youth meaningfully engaged in entity processes , including in strategic planning processes?	18.3	<input checked="" type="checkbox"/>	-	-	Yes	<input type="checkbox"/>				
3. How is the entity organized to deliver coherently FOR and WITH youth?											
A. Coordination arrangements											
Inter-agency coordination	Was the entity engaged in inter-agency coordination on youth at global/regional levels in the year?	14	<input checked="" type="checkbox"/> ^d	n/a	<input type="checkbox"/>	No	<input type="checkbox"/>				
B. Internal capacities to deliver on Youth2030											
Internal capacities	Did the entity have personnel in place to deliver on the youth agenda in the year?	15.1	<input checked="" type="checkbox"/>	-	-	No	<input type="checkbox"/>				
	Does the entity have an internal coordination mechanism for its personnel working on youth?	15.2	<input checked="" type="checkbox"/> ^b	-	-	Yes	<input checked="" type="checkbox"/>				
	Did the entity invest in strengthening its organizational capacity on youth in the year?	15.3	<input checked="" type="checkbox"/>	-	-	No	<input type="checkbox"/>				
C. Youth workforce and internships											
Youth workforce	Does the entity undertake data-driven action to increase youth in its workforce and track progress?	16	<input checked="" type="checkbox"/>	-	-	Yes	<input type="checkbox"/>				
Fair and quality internships	Does the entity undertake data-driven action to improve internships and track progress?	17	<input checked="" type="checkbox"/>	-	-	Yes	<input type="checkbox"/>				
Policies, processes and platforms for meaningful youth engagement	Does the entity have in place policies, processes and platforms for meaningful youth engagement ?	18.1	<input checked="" type="checkbox"/>	-	-	Yes	<input type="checkbox"/>				
	Did the entity engage youth (groups) at the global/regional level in the year?	18.2	<input checked="" type="checkbox"/>	-	-	Yes	<input checked="" type="checkbox"/>				

^a Includes a range of programmes, projects and initiatives.

^d Reporting on KPI 14 has been simplified: global and regional inter-agency coordination are integrated into one score. For 2021 scores on KPI 14, please refer to [Youth2030 Snapshot Series 2022](#).

^b Required for entities with 2 or more offices in different locations (special case).

What is the Youth2030 UN Entity Snapshot Series?

In 2022, UN entities self-reported on their progress on Youth2030 against 18 key performance indicators (KPIs) as set out in the [Youth2030 Scorecard for UN Entities](#)

<p>How to read the Youth2030 UN Entity Snapshot</p>	<p>The snapshot</p> <ul style="list-style-type: none"> includes the entity's mandate, geographical presence and priority areas on Youth2030 summarizes the entity's self-reported progress for 2022 	<p>Insights are available on the entity's work</p> <p><input type="checkbox"/> FOR youth</p> <p><input checked="" type="checkbox"/> WITH youth</p>	<p>18 KPIs organized in 42 questions:</p> <ul style="list-style-type: none"> 36 rated questions <ul style="list-style-type: none"> At milestone Moving forward Getting ready 6 non-rated questions, yielding qualitative insights 	<p>The 42 questions are:</p> <ul style="list-style-type: none"> 18 required 24 optional (as relevant to the mandate and geographical presence of the entity)
--	---	--	---	---

18 KPIs including 42 questions distributed across 10 areas of action

Themes	Areas of action	Scores FOR youth	Scores WITH youth
How is the entity advancing global commitments FOR youth and delivering them WITH youth?	Data, evidence, standards	☑ ☑ ☑ ☑ ☑ ☑ ☑ ☑ ☑ ☑	
	Support to Governments	☑ ☑	
	Programmes, projects, partnerships	☑ ☑ ☑	☑ ☑
	Knowledge and capacity	☑ ☑ ☑ ☑	
	Advocacy	☑ ☑ ☑	
How does the entity's strategic planning process support work FOR and WITH youth?	Strategic planning	☑ ☑ ☑ ☑ ☑ ☑	
	Funding and transparency	☑ ☑ ☑ ☑	☑
How is the entity organized to deliver coherently FOR and WITH youth?	Coordination*	☑	
	Internal capacities	☑ ☑ ☑	☑ ☑
	Youth workforce and internships	☑ ☑	

Part 1. Overview

Mandate

UNIDO promotes and accelerates inclusive and sustainable industrial development for poverty reduction, inclusive globalization and environmental sustainability.

The entity works in the following fields

Support sustainable development and climate change	Protect and promote human rights	Maintain peace and security	Deliver humanitarian aid	Uphold international law
--	----------------------------------	-----------------------------	--------------------------	--------------------------

Geographical presence

Global	Regional	Country
--------	----------	---------

Action/functions on youth

Data and evidence	Assistance/advisory services	Financing	Advocacy	Operational and management support
Setting standards	Programmes and projects	Coordination	Communications, outreach, visibility	Oversight
Capacity-building	Partnerships	Other (specify)		

Youth2030 priority areas in line with the entity's mandate

Priority area 1 Youth engagement, participation and advocacy				
Partner with youth-led and youth-serving organizations ^b	Strengthen youth engagement mechanisms in UN entities	Strengthen meaningful youth engagement in intergovernmental/multilateral forums	Leverage technology and digital solutions for large-scale outreach to young people	Amplify voices of young people and showcase their contributions
Priority area 2 Informed and healthy foundations	Priority area 3 Economic empowerment through decent work	Priority area 4 Youth and human rights	Priority area 5 Peacebuilding and resilience-building	

^a Reporting on KPI 14 has been simplified from four scores in 2021 to one score in 2022.

^b Includes a wide range of formal and informal communities of young people in the form of youth-led and youth-serving federations, unions, organizations, associations, councils, networks, clubs, movements, mechanisms and structures.

Part 2. Entity's performance

How to read: Required KPIs Optional KPIs FOR youth WITH youth

Scores: At milestone Moving forward Getting ready Not applicable

Qualitative reporting in [Youth2030 Progress Report 2023](#)

Short description of KPI	Questions	Year	KPI No.	2021		2022		2023		2024	
				Response	Rating	Response	Rating	Response	Rating	Response	Rating
1. How is the entity advancing global commitments FOR youth and delivering them WITH youth?											
A. Make data and evidence on youth available; set standards for work on youth											
Data on youth	Does the entity maintain databases on youth?	5.1	<input checked="" type="checkbox"/>	No	<input type="checkbox"/>	Yes	<input type="checkbox"/>				
	Does the entity spearhead development of new indicators on youth?	5.2	<input checked="" type="checkbox"/>	No	<input type="checkbox"/>	No	<input type="checkbox"/>				
	Did the entity make new data/data products on youth available in the year?	5.3	<input checked="" type="checkbox"/>	Yes	<input type="checkbox"/>	Yes	<input checked="" type="checkbox"/>				
	Does the entity harness big-data sources for insights on youth issues?	5.4	<input checked="" type="checkbox"/>	Yes	<input type="checkbox"/>	Yes	<input checked="" type="checkbox"/>				
Evidence on youth	Did the entity make new evidence on Youth2030 priority areas available in the year?	6.1	<input checked="" type="checkbox"/>	Yes	<input checked="" type="checkbox"/>	Yes	<input checked="" type="checkbox"/>				
	Did the entity publish best practices/lessons learned documentation on youth in the year?	6.2	<input checked="" type="checkbox"/>	Yes	<input type="checkbox"/>	Yes	<input type="checkbox"/>				
	Did the entity publish flagship/periodic reports on youth in the year?	6.3	<input checked="" type="checkbox"/>	Yes	<input type="checkbox"/>	Yes	<input type="checkbox"/>				
	Did the entity complete evaluations on youth in the year?	6.4	<input checked="" type="checkbox"/>	Yes	<input checked="" type="checkbox"/>	Yes	<input checked="" type="checkbox"/>				
Set standards	Did the entity publish new guidance and/or tools on Youth2030 priority areas in the year?	7	<input checked="" type="checkbox"/>	Yes	<input checked="" type="checkbox"/>	Yes	<input checked="" type="checkbox"/>				
B. Support efforts of Governments to work FOR and WITH youth											
Strengthen national policies	Did the entity strengthen national policies on youth/mainstream youth issues in the year?	9	<input checked="" type="checkbox"/>	Yes	<input type="checkbox"/>	Yes	<input checked="" type="checkbox"/>				
Leave No Youth Behind	Did the entity strengthen capacities of Governments to design and deliver Leave No Youth Behind strategies in the year?	10	<input checked="" type="checkbox"/>	Yes	<input checked="" type="checkbox"/>	n/a	<input type="checkbox"/>				
C. Establish programmes, projects and partnerships FOR and WITH youth											
Joint programmes and multistakeholder initiatives	Did the entity support joint programmes and/or multistakeholder initiatives ^a on youth in the year?	11	<input checked="" type="checkbox"/>	Yes	<input type="checkbox"/>	Yes	<input type="checkbox"/>				
Partnerships and investments for innovation	Did the entity establish partnerships for innovations on youth in the year?	12.1	<input checked="" type="checkbox"/>	Yes	<input type="checkbox"/>	Yes	<input type="checkbox"/>				
	Did the entity directly fund youth-led organizations ^a to undertake projects in the year?	12.2	<input checked="" type="checkbox"/>	Yes	<input type="checkbox"/>	Yes	<input type="checkbox"/>				
D. Build capacity of stakeholders and support exchange of knowledge on youth											
Build capacity of external stakeholders	Does the entity maintain knowledge portal(s) with information relevant to youth?	8.1	<input checked="" type="checkbox"/>	Yes	<input checked="" type="checkbox"/>	Yes	<input checked="" type="checkbox"/>				
	Did the entity invest in capacity-building of external stakeholders on youth in the year?	8.2	<input checked="" type="checkbox"/>	Yes	<input checked="" type="checkbox"/>	Yes	<input checked="" type="checkbox"/>				
	Does the entity support/host/partner with any open-source e-learning platforms for online learning?	8.3	<input checked="" type="checkbox"/>	Yes	<input checked="" type="checkbox"/>	Yes	<input checked="" type="checkbox"/>				
	Did the entity facilitate knowledge exchange on youth issues in the year?	8.4	<input checked="" type="checkbox"/>	Yes	<input checked="" type="checkbox"/>	Yes	<input checked="" type="checkbox"/>				
E. Advocate and communicate FOR and WITH youth											
Communication and advocacy	Did the entity support advocacy events on youth in intergovernmental forums/summits/conferences?	13.1	<input checked="" type="checkbox"/>	Yes	<input checked="" type="checkbox"/>	Yes	<input checked="" type="checkbox"/>				
	Did the entity support commemoration of international day events relevant to youth in the year?	13.2	<input checked="" type="checkbox"/>	Yes	<input checked="" type="checkbox"/>	No	<input type="checkbox"/>				
	Did the entity support/activate campaigns on Youth2030 priority areas in the year?	13.3	<input checked="" type="checkbox"/>	Yes	<input checked="" type="checkbox"/>	No	<input type="checkbox"/>				
Meaningful youth engagement in support to Governments	Were youth meaningfully engaged in entity support to Governments/intergovernmental processes ?	18.4	<input checked="" type="checkbox"/>	Yes	<input checked="" type="checkbox"/>	Yes	<input type="checkbox"/>				
Meaningful youth engagement in programmes, projects and campaigns	Were youth meaningfully engaged in UN-led programmes, projects and campaigns?	18.5	<input checked="" type="checkbox"/>	Yes	<input checked="" type="checkbox"/>	Yes	<input checked="" type="checkbox"/>				
2. How does the entity's strategic planning process support work FOR and WITH youth?											
A. Strategic planning											
Results for youth in strategic plans	Does the entity have guiding instruments (strategic plan/equivalent) for its work on youth?	1.1	<input checked="" type="checkbox"/>	Yes	<input type="checkbox"/>	Yes	<input type="checkbox"/>				
	Does the situational analysis in the entity's strategic plan include insights on youth issues ?	1.2	<input checked="" type="checkbox"/>	Yes	<input checked="" type="checkbox"/>	Yes	<input checked="" type="checkbox"/>				
	Does the strategic plan of the entity include results FOR youth ?	1.3	<input checked="" type="checkbox"/>	Yes	<input checked="" type="checkbox"/>	Yes	<input checked="" type="checkbox"/>				
Alignment of youth work in UN entities to Youth2030	Are the entity's programmes on youth aligned to Youth2030 priority areas ?	2.1	<input checked="" type="checkbox"/>	Yes	<input checked="" type="checkbox"/>	Yes	<input checked="" type="checkbox"/>				
	Does the human resources plan include work on strengthening internships and increasing the youth workforce ?	2.2	<input checked="" type="checkbox"/>	Yes	<input type="checkbox"/>	Yes	<input checked="" type="checkbox"/>				
	Does the entity's communication and advocacy strategy or plan include youth?	2.3	<input checked="" type="checkbox"/>	Yes	<input checked="" type="checkbox"/>	No	<input type="checkbox"/>				
B. Funding and transparency											
Funding for youth	Does the entity have a marker/tagging system to track resources on youth?	3.1	<input checked="" type="checkbox"/>	Yes	<input checked="" type="checkbox"/>	Yes	<input checked="" type="checkbox"/>				
	Did the entity spend/utilize the funding allocated for youth-related activities in the year?	3.2.1	<input checked="" type="checkbox"/>	Yes	<input type="checkbox"/>	Yes	<input checked="" type="checkbox"/>				
	Is information available on the proportion of the entity's total expenditure spent on youth-related activities in the year?	3.2.2	<input checked="" type="checkbox"/>	Yes	<input type="checkbox"/>	Yes	<input type="checkbox"/>				
Transparency	Did the annual report of the entity include results achieved/funds utilized on youth in the year?	4	<input checked="" type="checkbox"/>	Yes	<input type="checkbox"/>	Yes	<input checked="" type="checkbox"/>				
Meaningful youth engagement in entity processes	Were youth meaningfully engaged in entity processes , including in strategic planning processes?	18.3	<input checked="" type="checkbox"/>	Yes	<input checked="" type="checkbox"/>	Yes	<input type="checkbox"/>				
3. How is the entity organized to deliver coherently FOR and WITH youth?											
A. Coordination arrangements											
Inter-agency coordination	Was the entity engaged in inter-agency coordination on youth at global/regional levels in the year?	14	<input checked="" type="checkbox"/> ^d	n/a	<input type="checkbox"/>	Yes	<input checked="" type="checkbox"/>				
B. Internal capacities to deliver on Youth2030											
Internal capacities	Did the entity have personnel in place to deliver on the youth agenda in the year?	15.1	<input checked="" type="checkbox"/>	Yes	<input checked="" type="checkbox"/>	Yes	<input checked="" type="checkbox"/>				
	Does the entity have an internal coordination mechanism for its personnel working on youth?	15.2	<input checked="" type="checkbox"/> ^b	Yes	<input checked="" type="checkbox"/>	Yes	<input checked="" type="checkbox"/>				
	Did the entity invest in strengthening its organizational capacity on youth in the year?	15.3	<input checked="" type="checkbox"/>	Yes	<input checked="" type="checkbox"/>	Yes	<input type="checkbox"/>				
C. Youth workforce and internships											
Youth workforce	Does the entity undertake data-driven action to increase youth in its workforce and track progress?	16	<input checked="" type="checkbox"/>	Yes	<input checked="" type="checkbox"/>	Yes	<input checked="" type="checkbox"/>				
Fair and quality internships	Does the entity undertake data-driven action to improve internships and track progress?	17	<input checked="" type="checkbox"/>	Yes	<input checked="" type="checkbox"/>	Yes	<input checked="" type="checkbox"/>				
Policies, processes and platforms for meaningful youth engagement	Does the entity have in place policies, processes and platforms for meaningful youth engagement ?	18.1	<input checked="" type="checkbox"/>	Yes	<input checked="" type="checkbox"/>	Yes	<input type="checkbox"/>				
	Did the entity engage youth (groups) at the global/regional level in the year?	18.2	<input checked="" type="checkbox"/>	Yes	<input checked="" type="checkbox"/>	Yes	<input checked="" type="checkbox"/>				

^a Includes a range of programmes, projects and initiatives.

^d Reporting on KPI 14 has been simplified: global and regional inter-agency coordination are integrated into one score. For 2021 scores on KPI 14, please refer to [Youth2030 Snapshot Series 2022](#).

^b Required for entities with 2 or more offices in different locations (special case).

What is the Youth2030 UN Entity Snapshot Series?

In 2022, UN entities self-reported on their progress on Youth2030 against 18 key performance indicators (KPIs) as set out in the [Youth2030 Scorecard for UN Entities](#)

<p>How to read the Youth2030 UN Entity Snapshot</p>	<p>The snapshot</p> <ul style="list-style-type: none"> includes the entity's mandate, geographical presence and priority areas on Youth2030 summarizes the entity's self-reported progress for 2022 	<p>Insights are available on the entity's work</p> <p><input type="checkbox"/> FOR youth</p> <p><input checked="" type="checkbox"/> WITH youth</p>	<p>18 KPIs organized in 42 questions:</p> <ul style="list-style-type: none"> 36 rated questions <ul style="list-style-type: none"> At milestone Moving forward Getting ready 6 non-rated questions, yielding qualitative insights 	<p>The 42 questions are:</p> <ul style="list-style-type: none"> 18 required 24 optional (as relevant to the mandate and geographical presence of the entity)
--	---	--	---	--

18 KPIs including 42 questions distributed across 10 areas of action

Themes	Areas of action	Scores FOR youth	Scores WITH youth
How is the entity advancing global commitments FOR youth and delivering them WITH youth?	Data, evidence, standards	✓ ✓ ✓ ✓ ✓ ✓ ✓ ✓	
	Support to Governments	✓ ✓	
	Programmes, projects, partnerships	✓ ✓ ✓	✓ ✓
	Knowledge and capacity	✓ ✓ ✓ ✓	
	Advocacy	✓ ✓ ✓	
How does the entity's strategic planning process support work FOR and WITH youth?	Strategic planning	✓ ✓ ✓ ✓ ✓ ✓	
	Funding and transparency	✓ ✓ ✓ ✓	✓
How is the entity organized to deliver coherently FOR and WITH youth?	Coordination*	✓	
	Internal capacities	✓ ✓ ✓	✓ ✓
	Youth workforce and internships	✓ ✓	

Part 1. Overview

Mandate

UNODC contributes to global peace and security, human rights and development by making the world safer from drugs, crime, corruption and terrorism.

The entity works in the following fields

Support sustainable development and climate change	Protect and promote human rights	Maintain peace and security	Deliver humanitarian aid	Uphold international law
--	----------------------------------	-----------------------------	--------------------------	--------------------------

Geographical presence

Global	Regional	Country
--------	----------	---------

Action/functions on youth

Data and evidence	Assistance/advisory services	Financing	Advocacy	Operational and management support
Setting standards	Programmes and projects	Coordination	Communications, outreach, visibility	Oversight
Capacity-building	Partnerships	Other (specify)		

Youth2030 priority areas in line with the entity's mandate

<p>Priority area 1 Youth engagement, participation and advocacy</p> <p>Partner with youth-led and youth-serving organizations^b</p> <p>Strengthen youth engagement mechanisms in UN entities</p> <p>Strengthen meaningful youth engagement in intergovernmental/multilateral forums</p> <p>Leverage technology and digital solutions for large-scale outreach to young people</p> <p>Amplify voices of young people and showcase their contributions</p>				
<p>Priority area 2 Informed and healthy foundations</p>	<p>Priority area 3 Economic empowerment through decent work</p>	<p>Priority area 4 Youth and human rights</p>	<p>Priority area 5 Peacebuilding and resilience-building</p>	

* Reporting on KPI 14 has been simplified from four scores in 2021 to one score in 2022.

^b Includes a wide range of formal and informal communities of young people in the form of youth-led and youth-serving federations, unions, organizations, associations, councils, networks, clubs, movements, mechanisms and structures.

Part 2. Entity's performance

How to read: Required KPIs Optional KPIs FOR youth WITH youth

Scores: At milestone Moving forward Getting ready Not applicable

Qualitative reporting in [Youth2030 Progress Report 2023](#)

Short description of KPI	Questions	Year	KPI No.	2021		2022		2023		2024	
				Response	Rating	Response	Rating	Response	Rating	Response	Rating
1. How is the entity advancing global commitments FOR youth and delivering them WITH youth?											
A. Make data and evidence on youth available; set standards for work on youth											
Data on youth	Does the entity maintain databases on youth?	5.1	<input checked="" type="checkbox"/>	Yes	<input type="checkbox"/>	Yes	<input type="checkbox"/>				
	Does the entity spearhead development of new indicators on youth?	5.2	<input checked="" type="checkbox"/>	Yes	<input type="checkbox"/>	No	<input type="checkbox"/>				
	Did the entity make new data/data products on youth available in the year?	5.3	<input checked="" type="checkbox"/>	Yes	<input type="checkbox"/>	Yes	<input checked="" type="checkbox"/>				
	Does the entity harness big-data sources for insights on youth issues?	5.4	<input checked="" type="checkbox"/>	No	<input type="checkbox"/>	No	<input type="checkbox"/>				
Evidence on youth	Did the entity make new evidence on Youth2030 priority areas available in the year?	6.1	<input checked="" type="checkbox"/>	No	<input type="checkbox"/>	Yes	<input checked="" type="checkbox"/>				
	Did the entity publish best practices/lessons learned documentation on youth in the year?	6.2	<input checked="" type="checkbox"/>	No	<input type="checkbox"/>	No	<input type="checkbox"/>				
	Did the entity publish flagship/periodic reports on youth in the year?	6.3	<input checked="" type="checkbox"/>	Yes	<input type="checkbox"/>	Yes	<input type="checkbox"/>				
	Did the entity complete evaluations on youth in the year?	6.4	<input checked="" type="checkbox"/>	Yes	<input type="checkbox"/>	Yes	<input checked="" type="checkbox"/>				
Set standards	Did the entity publish new guidance and/or tools on Youth2030 priority areas in the year?	7	<input checked="" type="checkbox"/>	No	<input type="checkbox"/>	Yes	<input checked="" type="checkbox"/>				
B. Support efforts of Governments to work FOR and WITH youth											
Strengthen national policies	Did the entity strengthen national policies on youth/mainstream youth issues in the year?	9	<input checked="" type="checkbox"/>	Yes	<input type="checkbox"/>	Yes	<input type="checkbox"/>				
Leave No Youth Behind	Did the entity strengthen capacities of Governments to design and deliver Leave No Youth Behind strategies in the year?	10	<input checked="" type="checkbox"/>	Yes	<input type="checkbox"/>	Yes	<input type="checkbox"/>				
C. Establish programmes, projects and partnerships FOR and WITH youth											
Joint programmes and multistakeholder initiatives	Did the entity support joint programmes and/or multistakeholder initiatives ^a on youth in the year?	11	<input checked="" type="checkbox"/>	Yes	<input type="checkbox"/>	Yes	<input type="checkbox"/>				
Partnerships and investments for innovation	Did the entity establish partnerships for innovations on youth in the year?	12.1	<input checked="" type="checkbox"/>	Yes	<input type="checkbox"/>	Yes	<input type="checkbox"/>				
	Did the entity directly fund youth-led organizations ^a to undertake projects in the year?	12.2	<input checked="" type="checkbox"/>	Yes	<input type="checkbox"/>	Yes	<input type="checkbox"/>				
D. Build capacity of stakeholders and support exchange of knowledge on youth											
Build capacity of external stakeholders	Does the entity maintain knowledge portal(s) with information relevant to youth?	8.1	<input checked="" type="checkbox"/>	Yes	<input type="checkbox"/>	Yes	<input type="checkbox"/>				
	Did the entity invest in capacity-building of external stakeholders on youth in the year?	8.2	<input checked="" type="checkbox"/>	Yes	<input checked="" type="checkbox"/>	Yes	<input checked="" type="checkbox"/>				
	Does the entity support/host/partner with any open-source e-learning platforms for online learning?	8.3	<input checked="" type="checkbox"/>	Yes	<input checked="" type="checkbox"/>	Yes	<input checked="" type="checkbox"/>				
	Did the entity facilitate knowledge exchange on youth issues in the year?	8.4	<input checked="" type="checkbox"/>	Yes	<input checked="" type="checkbox"/>	Yes	<input checked="" type="checkbox"/>				
E. Advocate and communicate FOR and WITH youth											
Communication and advocacy	Did the entity support advocacy events on youth in intergovernmental forums/summits/conferences?	13.1	<input checked="" type="checkbox"/>	Yes	<input checked="" type="checkbox"/>	Yes	<input type="checkbox"/>				
	Did the entity support commemoration of international day events relevant to youth in the year?	13.2	<input checked="" type="checkbox"/>	Yes	<input checked="" type="checkbox"/>	Yes	<input checked="" type="checkbox"/>				
	Did the entity support/activate campaigns on Youth2030 priority areas in the year?	13.3	<input checked="" type="checkbox"/>	Yes	<input type="checkbox"/>	Yes	<input checked="" type="checkbox"/>				
Meaningful youth engagement in support to Governments	Were youth meaningfully engaged in entity support to Governments/intergovernmental processes ?	18.4	<input checked="" type="checkbox"/>	Yes	<input checked="" type="checkbox"/>	Yes	<input checked="" type="checkbox"/>				
Meaningful youth engagement in programmes, projects and campaigns	Were youth meaningfully engaged in UN-led programmes, projects and campaigns?	18.5	<input checked="" type="checkbox"/>	Yes	<input checked="" type="checkbox"/>	Yes	<input checked="" type="checkbox"/>				
2. How does the entity's strategic planning process support work FOR and WITH youth?											
A. Strategic planning											
Results for youth in strategic plans	Does the entity have guiding instruments (strategic plan/equivalent) for its work on youth?	1.1	<input checked="" type="checkbox"/>	Yes	<input type="checkbox"/>	Yes	<input type="checkbox"/>				
	Does the situational analysis in the entity's strategic plan include insights on youth issues ?	1.2	<input checked="" type="checkbox"/>	Yes	<input type="checkbox"/>	Yes	<input type="checkbox"/>				
	Does the strategic plan of the entity include results FOR youth ?	1.3	<input checked="" type="checkbox"/>	Yes	<input checked="" type="checkbox"/>	Yes	<input checked="" type="checkbox"/>				
Alignment of youth work in UN entities to Youth2030	Are the entity's programmes on youth aligned to Youth2030 priority areas ?	2.1	<input checked="" type="checkbox"/>	Yes	<input type="checkbox"/>	Yes	<input checked="" type="checkbox"/>				
	Does the human resources plan include work on strengthening internships and increasing the youth workforce ?	2.2	<input checked="" type="checkbox"/>	Yes	<input checked="" type="checkbox"/>	Yes	<input checked="" type="checkbox"/>				
	Does the entity's communication and advocacy strategy or plan include youth?	2.3	<input checked="" type="checkbox"/>	Yes	<input type="checkbox"/>	Yes	<input checked="" type="checkbox"/>				
B. Funding and transparency											
Funding for youth	Does the entity have a marker/tagging system to track resources on youth?	3.1	<input checked="" type="checkbox"/>	No	<input type="checkbox"/>	No	<input type="checkbox"/>				
	Did the entity spend/utilize the funding allocated for youth-related activities in the year?	3.2.1	<input checked="" type="checkbox"/>	No	<input type="checkbox"/>	No	<input type="checkbox"/>				
	Is information available on the proportion of the entity's total expenditure spent on youth-related activities in the year?	3.2.2	<input checked="" type="checkbox"/>	No	<input type="checkbox"/>	No	<input type="checkbox"/>				
Transparency	Did the annual report of the entity include results achieved/funds utilized on youth in the year?	4	<input checked="" type="checkbox"/>	Yes	<input type="checkbox"/>	Yes	<input type="checkbox"/>				
Meaningful youth engagement in entity processes	Were youth meaningfully engaged in entity processes , including in strategic planning processes?	18.3	<input checked="" type="checkbox"/>	No	<input type="checkbox"/>	Yes	<input checked="" type="checkbox"/>				
3. How is the entity organized to deliver coherently FOR and WITH youth?											
A. Coordination arrangements											
Inter-agency coordination	Was the entity engaged in inter-agency coordination on youth at global/regional levels in the year?	14	<input checked="" type="checkbox"/> ^d	n/a	<input type="checkbox"/>	Yes	<input checked="" type="checkbox"/>				
B. Internal capacities to deliver on Youth2030											
Internal capacities	Did the entity have personnel in place to deliver on the youth agenda in the year?	15.1	<input checked="" type="checkbox"/>	Yes	<input checked="" type="checkbox"/>	Yes	<input checked="" type="checkbox"/>				
	Does the entity have an internal coordination mechanism for its personnel working on youth?	15.2	<input checked="" type="checkbox"/> ^b	Yes	<input checked="" type="checkbox"/>	Yes	<input checked="" type="checkbox"/>				
	Did the entity invest in strengthening its organizational capacity on youth in the year?	15.3	<input checked="" type="checkbox"/>	No	<input type="checkbox"/>	Yes	<input type="checkbox"/>				
C. Youth workforce and internships											
Youth workforce	Does the entity undertake data-driven action to increase youth in its workforce and track progress?	16	<input checked="" type="checkbox"/>	Yes	<input type="checkbox"/>	Yes	<input type="checkbox"/>				
Fair and quality internships	Does the entity undertake data-driven action to improve internships and track progress?	17	<input checked="" type="checkbox"/>	Yes	<input checked="" type="checkbox"/>	Yes	<input checked="" type="checkbox"/>				
Policies, processes and platforms for meaningful youth engagement	Does the entity have in place policies, processes and platforms for meaningful youth engagement ?	18.1	<input checked="" type="checkbox"/>	Yes	<input type="checkbox"/>	Yes	<input checked="" type="checkbox"/>				
	Did the entity engage youth (groups) at the global/regional level in the year?	18.2	<input checked="" type="checkbox"/>	Yes	<input checked="" type="checkbox"/>	Yes	<input checked="" type="checkbox"/>				

^a Includes a range of programmes, projects and initiatives.

^b Reporting on KPI 14 has been simplified: global and regional inter-agency coordination are integrated into one score. For 2021 scores on KPI 14, please refer to [Youth2030 Snapshot Series 2022](#).

^d Required for entities with 2 or more offices in different locations (special case).

UN ENTITY SNAPSHOT SERIES

United Nations Office for South South Cooperation (UNOSSC)

What is the Youth2030 UN Entity Snapshot Series?

In 2022, UN entities self-reported on their progress on Youth2030 against 18 key performance indicators (KPIs) as set out in the [Youth2030 Scorecard for UN Entities](#)

<p>How to read the Youth2030 UN Entity Snapshot</p>	<p>The snapshot</p> <ul style="list-style-type: none"> includes the entity's mandate, geographical presence and priority areas on Youth2030 summarizes the entity's self-reported progress for 2022 	<p>Insights are available on the entity's work</p> <ul style="list-style-type: none"> <input type="checkbox"/> FOR youth <input checked="" type="checkbox"/> WITH youth 	<p>18 KPIs organized in 42 questions:</p> <ul style="list-style-type: none"> 36 rated questions <ul style="list-style-type: none"> At milestone Moving forward Getting ready 6 non-rated questions, yielding qualitative insights 	<p>The 42 questions are:</p> <ul style="list-style-type: none"> 18 required 24 optional (as relevant to the mandate and geographical presence of the entity)
--	---	---	---	--

18 KPIs including 42 questions distributed across 10 areas of action

Themes	Areas of action	Scores FOR youth	Scores WITH youth
How is the entity advancing global commitments FOR youth and delivering them WITH youth?	Data, evidence, standards	10/10	
	Support to Governments	2/2	
	Programmes, projects, partnerships	3/3	2/2
	Knowledge and capacity	4/4	
	Advocacy	3/3	
How does the entity's strategic planning process support work FOR and WITH youth?	Strategic planning	6/6	1/1
	Funding and transparency	4/4	
How is the entity organized to deliver coherently FOR and WITH youth?	Coordination*	1/1	
	Internal capacities	3/3	2/2
	Youth workforce and internships	2/2	

Part 1. Overview

Mandate

UNOSSC promotes, coordinates and supports South-South and triangular cooperation globally and within the UN system.

The entity works in the following fields

Support sustainable development and climate change | Protect and promote human rights | Maintain peace and security | Deliver humanitarian aid | Uphold international law

Geographical presence

Global | Regional | Country

Action/functions on youth

Data and evidence | Assistance/advisory services | Financing | Advocacy | Operational and management support | Setting standards | Programmes and projects | Coordination | Communications, outreach, visibility | Oversight | Capacity-building | Partnerships | Other (specify)

Youth2030 priority areas in line with the entity's mandate

Priority area 1
Youth engagement, participation and advocacy

Partner with youth-led and youth-serving organizations^b | Strengthen youth engagement mechanisms in UN entities | Strengthen meaningful youth engagement in intergovernmental/multilateral forums | Leverage technology and digital solutions for large-scale outreach to young people | Amplify voices of young people and showcase their contributions

Priority area 2 Informed and healthy foundations | **Priority area 3** Economic empowerment through decent work | **Priority area 4** Youth and human rights | **Priority area 5** Peacebuilding and resilience-building

^a Reporting on KPI 14 has been simplified from four scores in 2021 to one score in 2022.

^b Includes a wide range of formal and informal communities of young people in the form of youth-led and youth-serving federations, unions, organizations, associations, councils, networks, clubs, movements, mechanisms and structures.

Part 2. Entity's performance

How to read: Required KPIs Optional KPIs FOR youth WITH youth

Scores: At milestone Moving forward Getting ready Not applicable

Qualitative reporting in [Youth2030 Progress Report 2023](#)

Short description of KPI	Questions	Year	KPI No.	2021		2022		2023		2024	
				Response	Rating	Response	Rating	Response	Rating	Response	Rating
1. How is the entity advancing global commitments FOR youth and delivering them WITH youth?											
A. Make data and evidence on youth available; set standards for work on youth											
Data on youth	Does the entity maintain databases on youth?	5.1	<input checked="" type="checkbox"/>	n/a	▽	n/a	▽				
	Does the entity spearhead development of new indicators on youth?	5.2	<input checked="" type="checkbox"/>	n/a	▽	n/a	▽				
	Did the entity make new data/data products on youth available in the year?	5.3	<input checked="" type="checkbox"/>	n/a	●	n/a	●				
	Does the entity harness big-data sources for insights on youth issues?	5.4	<input checked="" type="checkbox"/>	n/a	●	n/a	●				
Evidence on youth	Did the entity make new evidence on Youth2030 priority areas available in the year?	6.1	<input checked="" type="checkbox"/>	n/a	●	n/a	●				
	Did the entity publish best practices/lessons learned documentation on youth in the year?	6.2	<input checked="" type="checkbox"/>	n/a	▽	n/a	▽				
	Did the entity publish flagship/periodic reports on youth in the year?	6.3	<input checked="" type="checkbox"/>	n/a	▽	n/a	▽				
	Did the entity complete evaluations on youth in the year?	6.4	<input checked="" type="checkbox"/>	No	●	No	●				
Set standards	Did the entity publish new guidance and/or tools on Youth2030 priority areas in the year?	7	<input checked="" type="checkbox"/>	n/a	●	n/a	●				
B. Support efforts of Governments to work FOR and WITH youth											
Strengthen national policies	Did the entity strengthen national policies on youth/mainstream youth issues in the year?	9	<input checked="" type="checkbox"/>	n/a	●	n/a	●				
Leave No Youth Behind	Did the entity strengthen capacities of Governments to design and deliver Leave No Youth Behind strategies in the year?	10	<input checked="" type="checkbox"/>	n/a	●	n/a	●				
C. Establish programmes, projects and partnerships FOR and WITH youth											
Joint programmes and multistakeholder initiatives	Did the entity support joint programmes and/or multistakeholder initiatives ^a on youth in the year?	11	<input checked="" type="checkbox"/>	Yes	●	Yes	●				
Partnerships and investments for innovation	Did the entity establish partnerships for innovations on youth in the year?	12.1	<input checked="" type="checkbox"/>	Yes	●	Yes	●				
	Did the entity directly fund youth-led organizations ^a to undertake projects in the year?	12.2	<input checked="" type="checkbox"/>	No	●	No	●				
D. Build capacity of stakeholders and support exchange of knowledge on youth											
Build capacity of external stakeholders	Does the entity maintain knowledge portal(s) with information relevant to youth?	8.1	<input checked="" type="checkbox"/>	No	●	Yes	●				
	Did the entity invest in capacity-building of external stakeholders on youth in the year?	8.2	<input checked="" type="checkbox"/>	Yes	●	Yes	●				
	Does the entity support/host/partner with any open-source e-learning platforms for online learning?	8.3	<input checked="" type="checkbox"/>	Yes	●	Yes	●				
	Did the entity facilitate knowledge exchange on youth issues in the year?	8.4	<input checked="" type="checkbox"/>	Yes	●	Yes	●				
E. Advocate and communicate FOR and WITH youth											
Communication and advocacy	Did the entity support advocacy events on youth in intergovernmental forums/summits/conferences?	13.1	<input checked="" type="checkbox"/>	Yes	●	Yes	●				
	Did the entity support commemoration of international day events relevant to youth in the year?	13.2	<input checked="" type="checkbox"/>	No	●	Yes	●				
	Did the entity support/activate campaigns on Youth2030 priority areas in the year?	13.3	<input checked="" type="checkbox"/>	No	●	Yes	●				
Meaningful youth engagement in support to Governments	Were youth meaningfully engaged in entity support to Governments/intergovernmental processes ?	18.4	<input checked="" type="checkbox"/>	n/a	●	n/a	●				
Meaningful youth engagement in programmes, projects and campaigns	Were youth meaningfully engaged in UN-led programmes, projects and campaigns?	18.5	<input checked="" type="checkbox"/>	Yes	●	Yes	●				
2. How does the entity's strategic planning process support work FOR and WITH youth?											
A. Strategic planning											
Results for youth in strategic plans	Does the entity have guiding instruments (strategic plan/equivalent) for its work on youth?	1.1	<input checked="" type="checkbox"/>	Yes	▽	Yes	▽				
	Does the situational analysis in the entity's strategic plan include insights on youth issues ?	1.2	<input checked="" type="checkbox"/>	No	●	No	●				
	Does the strategic plan of the entity include results FOR youth ?	1.3	<input checked="" type="checkbox"/>	No	●	No	●				
Alignment of youth work in UN entities to Youth2030	Are the entity's programmes on youth aligned to Youth2030 priority areas ?	2.1	<input checked="" type="checkbox"/>	n/a	●	Yes	●				
	Does the human resources plan include work on strengthening internships and increasing the youth workforce ?	2.2	<input checked="" type="checkbox"/>	Yes	●	No	●				
	Does the entity's communication and advocacy strategy or plan include youth?	2.3	<input checked="" type="checkbox"/>	No	●	No	●				
B. Funding and transparency											
Funding for youth	Does the entity have a marker/tagging system to track resources on youth?	3.1	<input checked="" type="checkbox"/>	No	●	Yes	●				
	Did the entity spend/utilize the funding allocated for youth-related activities in the year?	3.2.1	<input checked="" type="checkbox"/>	No	●	Yes	●				
	Is information available on the proportion of the entity's total expenditure spent on youth-related activities in the year?	3.2.2	<input checked="" type="checkbox"/>	No	▽	No	▽				
Transparency	Did the annual report of the entity include results achieved/funds utilized on youth in the year?	4	<input checked="" type="checkbox"/>	Yes	●	Yes	●				
Meaningful youth engagement in entity processes	Were youth meaningfully engaged in entity processes , including in strategic planning processes?	18.3	<input checked="" type="checkbox"/>	No	●	No	●				
3. How is the entity organized to deliver coherently FOR and WITH youth?											
A. Coordination arrangements											
Inter-agency coordination	Was the entity engaged in inter-agency coordination on youth at global/regional levels in the year?	14	<input checked="" type="checkbox"/> ^d	n/a	⊗	Yes	●				
B. Internal capacities to deliver on Youth2030											
Internal capacities	Did the entity have personnel in place to deliver on the youth agenda in the year?	15.1	<input checked="" type="checkbox"/>	Yes	●	Yes	●				
	Does the entity have an internal coordination mechanism for its personnel working on youth?	15.2	<input checked="" type="checkbox"/> ^b	No	●	No	●				
	Did the entity invest in strengthening its organizational capacity on youth in the year?	15.3	<input checked="" type="checkbox"/>	No	●	No	●				
C. Youth workforce and internships											
Youth workforce	Does the entity undertake data-driven action to increase youth in its workforce and track progress?	16	<input checked="" type="checkbox"/>	No	●	No	●				
Fair and quality internships	Does the entity undertake data-driven action to improve internships and track progress?	17	<input checked="" type="checkbox"/>	Yes	●	No	●				
Policies, processes and platforms for meaningful youth engagement	Does the entity have in place policies, processes and platforms for meaningful youth engagement ?	18.1	<input checked="" type="checkbox"/>	Yes	●	No	●				
	Did the entity engage youth (groups) at the global/regional level in the year?	18.2	<input checked="" type="checkbox"/>	Yes	●	Yes	●				

^a Includes a range of programmes, projects and initiatives.

^d Reporting on KPI 14 has been simplified: global and regional inter-agency coordination are integrated into one score. For 2021 scores on KPI 14, please refer to [Youth2030 Snapshot Series 2022](#).

^b Required for entities with 2 or more offices in different locations (special case).

UN ENTITY SNAPSHOT SERIES

United Nations Technology Bank for Least Developed Countries (UNTB)

What is the Youth2030 UN Entity Snapshot Series?

In 2022, UN entities self-reported on their progress on Youth2030 against 18 key performance indicators (KPIs) as set out in the [Youth2030 Scorecard for UN Entities](#)

<p>How to read the Youth2030 UN Entity Snapshot</p>	<p>The snapshot</p> <ul style="list-style-type: none"> includes the entity's mandate, geographical presence and priority areas on Youth2030 summarizes the entity's self-reported progress for 2022 	<p>Insights are available on the entity's work</p> <p><input type="checkbox"/> FOR youth</p> <p><input checked="" type="checkbox"/> WITH youth</p>	<p>18 KPIs organized in 42 questions:</p> <ul style="list-style-type: none"> 36 rated questions <ul style="list-style-type: none"> At milestone Moving forward Getting ready 6 non-rated questions, yielding qualitative insights 	<p>The 42 questions are:</p> <ul style="list-style-type: none"> 18 required 24 optional (as relevant to the mandate and geographical presence of the entity)
--	---	--	---	--

18 KPIs including 42 questions distributed across 10 areas of action

Themes	Areas of action	Scores FOR youth	Scores WITH youth
How is the entity advancing global commitments FOR youth and delivering them WITH youth?	Data, evidence, standards	✓ ✓ ✓ ✓ ✓ ✓ ✓ ✓	
	Support to Governments	✓ ✓	
	Programmes, projects, partnerships	✓ ✓ ✓	✓ ✓
	Knowledge and capacity	✓ ✓ ✓ ✓	
	Advocacy	✓ ✓ ✓	
How does the entity's strategic planning process support work FOR and WITH youth?	Strategic planning	✓ ✓ ✓ ✓ ✓ ✓	
	Funding and transparency	✓ ✓ ✓ ✓	✓
How is the entity organized to deliver coherently FOR and WITH youth?	Coordination*	✓	
	Internal capacities	✓ ✓ ✓	✓ ✓
	Youth workforce and internships	✓ ✓	

Part 1. Overview

Mandate

UN Technology Bank for the Least Developed Countries is a global organization dedicated to enhancing the contribution of science, technology and innovation for sustainable development in the world's 46 least developed countries.

The entity works in the following fields

Support sustainable development and climate change	Protect and promote human rights	Maintain peace and security	Deliver humanitarian aid	Uphold international law
--	----------------------------------	-----------------------------	--------------------------	--------------------------

Geographical presence

Global	Regional	Country
--------	----------	---------

Action/functions on youth

Data and evidence	Assistance/advisory services	Financing	Advocacy	Operational and management support
Setting standards	Programmes and projects	Coordination	Communications, outreach, visibility	Oversight
Capacity-building	Partnerships	Other (specify)		

Youth2030 priority areas in line with the entity's mandate

Priority area 1
Youth engagement, participation and advocacy

Partner with youth-led and youth-serving organizations ^b	Strengthen youth engagement mechanisms in UN entities	Strengthen meaningful youth engagement in intergovernmental/multilateral forums	Leverage technology and digital solutions for large-scale outreach to young people	Amplify voices of young people and showcase their contributions
---	---	---	--	---

Priority area 2 Informed and healthy foundations	Priority area 3 Economic empowerment through decent work	Priority area 4 Youth and human rights	Priority area 5 Peacebuilding and resilience-building
--	--	--	---

^a Reporting on KPI 14 has been simplified from four scores in 2021 to one score in 2022.

^b Includes a wide range of formal and informal communities of young people in the form of youth-led and youth-serving federations, unions, organizations, associations, councils, networks, clubs, movements, mechanisms and structures.

Part 2. Entity's performance

How to read: Required KPIs Optional KPIs FOR youth WITH youth

Scores: At milestone Moving forward Getting ready Not applicable

Qualitative reporting in [Youth2030 Progress Report 2023](#)

Short description of KPI	Questions	Year	KPI No.	2021		2022		2023		2024	
				Response	Rating	Response	Rating	Response	Rating	Response	Rating
1. How is the entity advancing global commitments FOR youth and delivering them WITH youth?											
A. Make data and evidence on youth available; set standards for work on youth											
Data on youth	Does the entity maintain databases on youth?	5.1	<input checked="" type="checkbox"/>	-	-	n/a	<input type="checkbox"/>				
	Does the entity spearhead development of new indicators on youth?	5.2	<input checked="" type="checkbox"/>	-	-	n/a	<input type="checkbox"/>				
	Did the entity make new data/data products on youth available in the year?	5.3	<input checked="" type="checkbox"/>	-	-	Yes	<input checked="" type="checkbox"/>				
	Does the entity harness big-data sources for insights on youth issues?	5.4	<input checked="" type="checkbox"/>	-	-	Yes	<input type="checkbox"/>				
Evidence on youth	Did the entity make new evidence on Youth2030 priority areas available in the year?	6.1	<input checked="" type="checkbox"/>	-	-	Yes	<input checked="" type="checkbox"/>				
	Did the entity publish best practices/lessons learned documentation on youth in the year?	6.2	<input checked="" type="checkbox"/>	-	-	Yes	<input type="checkbox"/>				
	Did the entity publish flagship/periodic reports on youth in the year?	6.3	<input checked="" type="checkbox"/>	-	-	Yes	<input type="checkbox"/>				
	Did the entity complete evaluations on youth in the year?	6.4	<input checked="" type="checkbox"/>	-	-	Yes	<input checked="" type="checkbox"/>				
Set standards	Did the entity publish new guidance and/or tools on Youth2030 priority areas in the year?	7	<input checked="" type="checkbox"/>	-	-	Yes	<input checked="" type="checkbox"/>				
B. Support efforts of Governments to work FOR and WITH youth											
Strengthen national policies	Did the entity strengthen national policies on youth/mainstream youth issues in the year?	9	<input checked="" type="checkbox"/>	-	-	Yes	<input type="checkbox"/>				
Leave No Youth Behind	Did the entity strengthen capacities of Governments to design and deliver Leave No Youth Behind strategies in the year?	10	<input checked="" type="checkbox"/>	-	-	Yes	<input checked="" type="checkbox"/>				
C. Establish programmes, projects and partnerships FOR and WITH youth											
Joint programmes and multistakeholder initiatives	Did the entity support joint programmes and/or multistakeholder initiatives ^a on youth in the year?	11	<input checked="" type="checkbox"/>	-	-	Yes	<input checked="" type="checkbox"/>				
Partnerships and investments for innovation	Did the entity establish partnerships for innovations on youth in the year?	12.1	<input checked="" type="checkbox"/>	-	-	Yes	<input type="checkbox"/>				
	Did the entity directly fund youth-led organizations ^a to undertake projects in the year?	12.2	<input checked="" type="checkbox"/>	-	-	No	<input type="checkbox"/>				
D. Build capacity of stakeholders and support exchange of knowledge on youth											
Build capacity of external stakeholders	Does the entity maintain knowledge portal(s) with information relevant to youth?	8.1	<input checked="" type="checkbox"/>	-	-	Yes	<input checked="" type="checkbox"/>				
	Did the entity invest in capacity-building of external stakeholders on youth in the year?	8.2	<input checked="" type="checkbox"/>	-	-	Yes	<input checked="" type="checkbox"/>				
	Does the entity support/host/partner with any open-source e-learning platforms for online learning?	8.3	<input checked="" type="checkbox"/>	-	-	Yes	<input checked="" type="checkbox"/>				
	Did the entity facilitate knowledge exchange on youth issues in the year?	8.4	<input checked="" type="checkbox"/>	-	-	Yes	<input type="checkbox"/>				
E. Advocate and communicate FOR and WITH youth											
Communication and advocacy	Did the entity support advocacy events on youth in intergovernmental forums/summits/conferences?	13.1	<input checked="" type="checkbox"/>	-	-	Yes	<input checked="" type="checkbox"/>				
	Did the entity support commemoration of international day events relevant to youth in the year?	13.2	<input checked="" type="checkbox"/>	-	-	Yes	<input checked="" type="checkbox"/>				
	Did the entity support/activate campaigns on Youth2030 priority areas in the year?	13.3	<input checked="" type="checkbox"/>	-	-	Yes	<input checked="" type="checkbox"/>				
Meaningful youth engagement in support to Governments	Were youth meaningfully engaged in entity support to Governments/intergovernmental processes ?	18.4	<input checked="" type="checkbox"/>	-	-	Yes	<input checked="" type="checkbox"/>				
Meaningful youth engagement in programmes, projects and campaigns	Were youth meaningfully engaged in UN-led programmes, projects and campaigns?	18.5	<input checked="" type="checkbox"/>	-	-	Yes	<input checked="" type="checkbox"/>				
2. How does the entity's strategic planning process support work FOR and WITH youth?											
A. Strategic planning											
Results for youth in strategic plans	Does the entity have guiding instruments (strategic plan/equivalent) for its work on youth?	1.1	<input checked="" type="checkbox"/>	-	-	Yes	<input type="checkbox"/>				
	Does the situational analysis in the entity's strategic plan include insights on youth issues ?	1.2	<input checked="" type="checkbox"/>	-	-	Yes	<input checked="" type="checkbox"/>				
	Does the strategic plan of the entity include results FOR youth ?	1.3	<input checked="" type="checkbox"/>	-	-	Yes	<input checked="" type="checkbox"/>				
Alignment of youth work in UN entities to Youth2030	Are the entity's programmes on youth aligned to Youth2030 priority areas ?	2.1	<input checked="" type="checkbox"/>	-	-	Yes	<input checked="" type="checkbox"/>				
	Does the human resources plan include work on strengthening internships and increasing the youth workforce ?	2.2	<input checked="" type="checkbox"/>	-	-	Yes	<input type="checkbox"/>				
	Does the entity's communication and advocacy strategy or plan include youth?	2.3	<input checked="" type="checkbox"/>	-	-	Yes	<input type="checkbox"/>				
B. Funding and transparency											
Funding for youth	Does the entity have a marker/tagging system to track resources on youth?	3.1	<input checked="" type="checkbox"/>	-	-	Yes	<input checked="" type="checkbox"/>				
	Did the entity spend/utilize the funding allocated for youth-related activities in the year?	3.2.1	<input checked="" type="checkbox"/>	-	-	Yes	<input checked="" type="checkbox"/>				
	Is information available on the proportion of the entity's total expenditure spent on youth-related activities in the year?	3.2.2	<input checked="" type="checkbox"/>	-	-	Yes	<input type="checkbox"/>				
Transparency	Did the annual report of the entity include results achieved/funds utilized on youth in the year?	4	<input checked="" type="checkbox"/>	-	-	Yes	<input checked="" type="checkbox"/>				
Meaningful youth engagement in entity processes	Were youth meaningfully engaged in entity processes , including in strategic planning processes?	18.3	<input checked="" type="checkbox"/>	-	-	Yes	<input checked="" type="checkbox"/>				
3. How is the entity organized to deliver coherently FOR and WITH youth?											
A. Coordination arrangements											
Inter-agency coordination	Was the entity engaged in inter-agency coordination on youth at global/regional levels in the year?	14	<input checked="" type="checkbox"/> ^d	n/a	<input type="checkbox"/>	Yes	<input checked="" type="checkbox"/>				
B. Internal capacities to deliver on Youth2030											
Internal capacities	Did the entity have personnel in place to deliver on the youth agenda in the year?	15.1	<input checked="" type="checkbox"/>	-	-	Yes	<input type="checkbox"/>				
	Does the entity have an internal coordination mechanism for its personnel working on youth?	15.2	<input checked="" type="checkbox"/> ^b	-	-	Yes	<input checked="" type="checkbox"/>				
	Did the entity invest in strengthening its organizational capacity on youth in the year?	15.3	<input checked="" type="checkbox"/>	-	-	Yes	<input checked="" type="checkbox"/>				
C. Youth workforce and internships											
Youth workforce	Does the entity undertake data-driven action to increase youth in its workforce and track progress?	16	<input checked="" type="checkbox"/>	-	-	Yes	<input type="checkbox"/>				
Fair and quality internships	Does the entity undertake data-driven action to improve internships and track progress?	17	<input checked="" type="checkbox"/>	-	-	No	<input type="checkbox"/>				
Policies, processes and platforms for meaningful youth engagement	Does the entity have in place policies, processes and platforms for meaningful youth engagement ?	18.1	<input checked="" type="checkbox"/>	-	-	Yes	<input type="checkbox"/>				
	Did the entity engage youth (groups) at the global/regional level in the year?	18.2	<input checked="" type="checkbox"/>	-	-	Yes	<input checked="" type="checkbox"/>				

^a Includes a range of programmes, projects and initiatives.

^d Reporting on KPI 14 has been simplified: global and regional inter-agency coordination are integrated into one score. For 2021 scores on KPI 14, please refer to [Youth2030 Snapshot Series 2022](#).

^b Required for entities with 2 or more offices in different locations (special case).

What is the Youth2030 UN Entity Snapshot Series?

In 2022, UN entities self-reported on their progress on Youth2030 against 18 key performance indicators (KPIs) as set out in the [Youth2030 Scorecard for UN Entities](#)

<p>How to read the Youth2030 UN Entity Snapshot</p>	<p>The snapshot</p> <ul style="list-style-type: none"> includes the entity's mandate, geographical presence and priority areas on Youth2030 summarizes the entity's self-reported progress for 2022 	<p>Insights are available on the entity's work</p> <p><input type="checkbox"/> FOR youth</p> <p><input checked="" type="checkbox"/> WITH youth</p>	<p>18 KPIs organized in 42 questions:</p> <ul style="list-style-type: none"> 36 rated questions <ul style="list-style-type: none"> At milestone Moving forward Getting ready 6 non-rated questions, yielding qualitative insights 	<p>The 42 questions are:</p> <ul style="list-style-type: none"> 18 required 24 optional (as relevant to the mandate and geographical presence of the entity)
--	---	--	---	--

18 KPIs including 42 questions distributed across 10 areas of action

Themes	Areas of action	Scores FOR youth	Scores WITH youth
How is the entity advancing global commitments FOR youth and delivering them WITH youth?	Data, evidence, standards	10 icons (9 checked)	
	Support to Governments	2 icons (2 checked)	
	Programmes, projects, partnerships	3 icons (3 checked)	2 icons (2 checked)
	Knowledge and capacity	4 icons (4 checked)	
	Advocacy	3 icons (3 checked)	
How does the entity's strategic planning process support work FOR and WITH youth?	Strategic planning	6 icons (6 checked)	1 icon (1 checked)
	Funding and transparency	4 icons (4 checked)	
How is the entity organized to deliver coherently FOR and WITH youth?	Coordination*	1 icon (1 checked)	
	Internal capacities	3 icons (3 checked)	2 icons (2 checked)
	Youth workforce and internships	2 icons (2 checked)	

Part 1. Overview

Mandate

UN-Women is dedicated to gender equality and the empowerment of women. It is a global champion for women and girls, established to accelerate progress on meeting their needs worldwide.

The entity works in the following fields

Support sustainable development and climate change	Protect and promote human rights	Maintain peace and security	Deliver humanitarian aid	Uphold international law
--	----------------------------------	-----------------------------	--------------------------	--------------------------

Geographical presence

Global	Regional	Country
--------	----------	---------

Action/functions on youth

Data and evidence	Assistance/advisory services	Financing	Advocacy	Operational and management support
Setting standards	Programmes and projects	Coordination	Communications, outreach, visibility	Oversight
Capacity-building	Partnerships	Other (specify)		

Youth2030 priority areas in line with the entity's mandate

<p>Priority area 1 Youth engagement, participation and advocacy</p> <ul style="list-style-type: none"> Partner with youth-led and youth-serving organizations^b Strengthen youth engagement mechanisms in UN entities Strengthen meaningful youth engagement in intergovernmental/multilateral forums Leverage technology and digital solutions for large-scale outreach to young people Amplify voices of young people and showcase their contributions 				
<p>Priority area 2 Informed and healthy foundations</p>	<p>Priority area 3 Economic empowerment through decent work</p>	<p>Priority area 4 Youth and human rights</p>	<p>Priority area 5 Peacebuilding and resilience-building</p>	

* Reporting on KPI 14 has been simplified from four scores in 2021 to one score in 2022.

^b Includes a wide range of formal and informal communities of young people in the form of youth-led and youth-serving federations, unions, organizations, associations, councils, networks, clubs, movements, mechanisms and structures.

UN ENTITY SNAPSHOT SERIES

United Nations Entity for Gender Equality and the Empowerment of Women (UN Women)

Part 2. Entity's performance

How to read: Required KPIs Optional KPIs FOR youth WITH youth

Scores: At milestone Moving forward Getting ready Not applicable

Qualitative reporting in [Youth2030 Progress Report 2023](#)

Short description of KPI	Questions	Year	KPI No.	2021		2022		2023		2024	
				Response	Rating	Response	Rating	Response	Rating	Response	Rating
1. How is the entity advancing global commitments FOR youth and delivering them WITH youth?											
A. Make data and evidence on youth available; set standards for work on youth											
Data on youth	Does the entity maintain databases on youth?	5.1	<input checked="" type="checkbox"/>	Yes	<input type="checkbox"/>	Yes	<input type="checkbox"/>				
	Does the entity spearhead development of new indicators on youth?	5.2	<input checked="" type="checkbox"/>	Yes	<input type="checkbox"/>	Yes	<input type="checkbox"/>				
	Did the entity make new data/data products on youth available in the year?	5.3	<input checked="" type="checkbox"/>	No	<input type="checkbox"/>	Yes	<input checked="" type="checkbox"/>				
	Does the entity harness big-data sources for insights on youth issues?	5.4	<input checked="" type="checkbox"/>	No	<input type="checkbox"/>	Yes	<input type="checkbox"/>				
Evidence on youth	Did the entity make new evidence on Youth2030 priority areas available in the year?	6.1	<input checked="" type="checkbox"/>	Yes	<input checked="" type="checkbox"/>	Yes	<input checked="" type="checkbox"/>				
	Did the entity publish best practices/lessons learned documentation on youth in the year?	6.2	<input checked="" type="checkbox"/>	Yes	<input type="checkbox"/>	Yes	<input type="checkbox"/>				
	Did the entity publish flagship/periodic reports on youth in the year?	6.3	<input checked="" type="checkbox"/>	Yes	<input type="checkbox"/>	Yes	<input type="checkbox"/>				
	Did the entity complete evaluations on youth in the year?	6.4	<input checked="" type="checkbox"/>	No	<input type="checkbox"/>	No	<input type="checkbox"/>				
Set standards	Did the entity publish new guidance and/or tools on Youth2030 priority areas in the year?	7	<input checked="" type="checkbox"/>	Yes	<input checked="" type="checkbox"/>	Yes	<input checked="" type="checkbox"/>				
B. Support efforts of Governments to work FOR and WITH youth											
Strengthen national policies	Did the entity strengthen national policies on youth/mainstream youth issues in the year?	9	<input checked="" type="checkbox"/>	Yes	<input type="checkbox"/>	Yes	<input type="checkbox"/>				
Leave No Youth Behind	Did the entity strengthen capacities of Governments to design and deliver Leave No Youth Behind strategies in the year?	10	<input checked="" type="checkbox"/>	No	<input type="checkbox"/>	n/a	<input type="checkbox"/>				
C. Establish programmes, projects and partnerships FOR and WITH youth											
Joint programmes and multistakeholder initiatives	Did the entity support joint programmes and/or multistakeholder initiatives ^a on youth in the year?	11	<input checked="" type="checkbox"/>	Yes	<input checked="" type="checkbox"/>	Yes	<input checked="" type="checkbox"/>				
Partnerships and investments for innovation	Did the entity establish partnerships for innovations on youth in the year?	12.1	<input checked="" type="checkbox"/>	Yes	<input type="checkbox"/>	Yes	<input type="checkbox"/>				
	Did the entity directly fund youth-led organizations ^a to undertake projects in the year?	12.2	<input checked="" type="checkbox"/>	Yes	<input type="checkbox"/>	No	<input type="checkbox"/>				
D. Build capacity of stakeholders and support exchange of knowledge on youth											
Build capacity of external stakeholders	Does the entity maintain knowledge portal(s) with information relevant to youth?	8.1	<input checked="" type="checkbox"/>	Yes	<input type="checkbox"/>	Yes	<input type="checkbox"/>				
	Did the entity invest in capacity-building of external stakeholders on youth in the year?	8.2	<input checked="" type="checkbox"/>	Yes	<input checked="" type="checkbox"/>	Yes	<input checked="" type="checkbox"/>				
	Does the entity support/host/partner with any open-source e-learning platforms for online learning?	8.3	<input checked="" type="checkbox"/>	No	<input type="checkbox"/>	Yes	<input checked="" type="checkbox"/>				
	Did the entity facilitate knowledge exchange on youth issues in the year?	8.4	<input checked="" type="checkbox"/>	Yes	<input checked="" type="checkbox"/>	Yes	<input checked="" type="checkbox"/>				
E. Advocate and communicate FOR and WITH youth											
Communication and advocacy	Did the entity support advocacy events on youth in intergovernmental forums/summits/conferences?	13.1	<input checked="" type="checkbox"/>	Yes	<input checked="" type="checkbox"/>	Yes	<input checked="" type="checkbox"/>				
	Did the entity support commemoration of international day events relevant to youth in the year?	13.2	<input checked="" type="checkbox"/>	Yes	<input checked="" type="checkbox"/>	Yes	<input checked="" type="checkbox"/>				
	Did the entity support/activate campaigns on Youth2030 priority areas in the year?	13.3	<input checked="" type="checkbox"/>	Yes	<input checked="" type="checkbox"/>	Yes	<input checked="" type="checkbox"/>				
Meaningful youth engagement in support to Governments	Were youth meaningfully engaged in entity support to Governments/intergovernmental processes ?	18.4	<input checked="" type="checkbox"/>	Yes	<input checked="" type="checkbox"/>	Yes	<input checked="" type="checkbox"/>				
Meaningful youth engagement in programmes, projects and campaigns	Were youth meaningfully engaged in UN-led programmes, projects and campaigns?	18.5	<input checked="" type="checkbox"/>	Yes	<input checked="" type="checkbox"/>	Yes	<input checked="" type="checkbox"/>				
2. How does the entity's strategic planning process support work FOR and WITH youth?											
A. Strategic planning											
Results for youth in strategic plans	Does the entity have guiding instruments (strategic plan/equivalent) for its work on youth?	1.1	<input checked="" type="checkbox"/>	Yes	<input type="checkbox"/>	Yes	<input type="checkbox"/>				
	Does the situational analysis in the entity's strategic plan include insights on youth issues ?	1.2	<input checked="" type="checkbox"/>	Yes	<input type="checkbox"/>	Yes	<input type="checkbox"/>				
	Does the strategic plan of the entity include results FOR youth ?	1.3	<input checked="" type="checkbox"/>	Yes	<input checked="" type="checkbox"/>	Yes	<input checked="" type="checkbox"/>				
Alignment of youth work in UN entities to Youth2030	Are the entity's programmes on youth aligned to Youth2030 priority areas ?	2.1	<input checked="" type="checkbox"/>	Yes	<input checked="" type="checkbox"/>	Yes	<input checked="" type="checkbox"/>				
	Does the human resources plan include work on strengthening internships and increasing the youth workforce ?	2.2	<input checked="" type="checkbox"/>	Yes	<input checked="" type="checkbox"/>	Yes	<input checked="" type="checkbox"/>				
	Does the entity's communication and advocacy strategy or plan include youth?	2.3	<input checked="" type="checkbox"/>	Yes	<input type="checkbox"/>	Yes	<input checked="" type="checkbox"/>				
B. Funding and transparency											
Funding for youth	Does the entity have a marker/tagging system to track resources on youth?	3.1	<input checked="" type="checkbox"/>	No	<input type="checkbox"/>	No	<input type="checkbox"/>				
	Did the entity spend/utilize the funding allocated for youth-related activities in the year?	3.2.1	<input checked="" type="checkbox"/>	Yes	<input checked="" type="checkbox"/>	No	<input type="checkbox"/>				
	Is information available on the proportion of the entity's total expenditure spent on youth-related activities in the year?	3.2.2	<input checked="" type="checkbox"/>	No	<input type="checkbox"/>	No	<input type="checkbox"/>				
Transparency	Did the annual report of the entity include results achieved/funds utilized on youth in the year?	4	<input checked="" type="checkbox"/>	Yes	<input type="checkbox"/>	Yes	<input type="checkbox"/>				
Meaningful youth engagement in entity processes	Were youth meaningfully engaged in entity processes , including in strategic planning processes?	18.3	<input checked="" type="checkbox"/>	Yes	<input checked="" type="checkbox"/>	Yes	<input checked="" type="checkbox"/>				
3. How is the entity organized to deliver coherently FOR and WITH youth?											
A. Coordination arrangements											
Inter-agency coordination	Was the entity engaged in inter-agency coordination on youth at global/regional levels in the year?	14	<input checked="" type="checkbox"/> ^d	n/a	<input type="checkbox"/>	Yes	<input checked="" type="checkbox"/>				
B. Internal capacities to deliver on Youth2030											
Internal capacities	Did the entity have personnel in place to deliver on the youth agenda in the year?	15.1	<input checked="" type="checkbox"/>	Yes	<input checked="" type="checkbox"/>	Yes	<input checked="" type="checkbox"/>				
	Does the entity have an internal coordination mechanism for its personnel working on youth?	15.2	<input checked="" type="checkbox"/> ^b	Yes	<input checked="" type="checkbox"/>	Yes	<input checked="" type="checkbox"/>				
	Did the entity invest in strengthening its organizational capacity on youth in the year?	15.3	<input checked="" type="checkbox"/>	No	<input type="checkbox"/>	Yes	<input type="checkbox"/>				
C. Youth workforce and internships											
Youth workforce	Does the entity undertake data-driven action to increase youth in its workforce and track progress?	16	<input checked="" type="checkbox"/>	Yes	<input type="checkbox"/>	Yes	<input checked="" type="checkbox"/>				
Fair and quality internships	Does the entity undertake data-driven action to improve internships and track progress?	17	<input checked="" type="checkbox"/>	Yes	<input checked="" type="checkbox"/>	Yes	<input checked="" type="checkbox"/>				
Policies, processes and platforms for meaningful youth engagement	Does the entity have in place policies, processes and platforms for meaningful youth engagement ?	18.1	<input checked="" type="checkbox"/>	Yes	<input checked="" type="checkbox"/>	Yes	<input checked="" type="checkbox"/>				
	Did the entity engage youth (groups) at the global/regional level in the year?	18.2	<input checked="" type="checkbox"/>	Yes	<input checked="" type="checkbox"/>	Yes	<input checked="" type="checkbox"/>				

^a Includes a range of programmes, projects and initiatives.

^d Reporting on KPI 14 has been simplified: global and regional inter-agency coordination are integrated into one score. For 2021 scores on KPI 14, please refer to [Youth2030 Snapshot Series 2022](#).

^b Required for entities with 2 or more offices in different locations (special case).

What is the Youth2030 UN Entity Snapshot Series?

In 2022, UN entities self-reported on their progress on Youth2030 against 18 key performance indicators (KPIs) as set out in the [Youth2030 Scorecard for UN Entities](#)

<p>How to read the Youth2030 UN Entity Snapshot</p>	<p>The snapshot</p> <ul style="list-style-type: none"> includes the entity's mandate, geographical presence and priority areas on Youth2030 summarizes the entity's self-reported progress for 2022 	<p>Insights are available on the entity's work</p> <ul style="list-style-type: none"> <input type="checkbox"/> FOR youth <input checked="" type="checkbox"/> WITH youth 	<p>18 KPIs organized in 42 questions:</p> <ul style="list-style-type: none"> 36 rated questions <ul style="list-style-type: none"> At milestone Moving forward Getting ready 6 non-rated questions, yielding qualitative insights 	<p>The 42 questions are:</p> <ul style="list-style-type: none"> 18 required 24 optional (as relevant to the mandate and geographical presence of the entity)
--	---	---	---	--

18 KPIs including 42 questions distributed across 10 areas of action

Themes	Areas of action	Scores FOR youth	Scores WITH youth
How is the entity advancing global commitments FOR youth and delivering them WITH youth?	Data, evidence, standards	✓ ✓ ✓ ✓ ✓ ✓ ✓ ✓	
	Support to Governments	✓ ✓	
	Programmes, projects, partnerships	✓ ✓ ✓	✓ ✓
	Knowledge and capacity	✓ ✓ ✓ ✓	
	Advocacy	✓ ✓ ✓	
How does the entity's strategic planning process support work FOR and WITH youth?	Strategic planning	✓ ✓ ✓ ✓ ✓ ✓	
	Funding and transparency	✓ ✓ ✓ ✓	✓
How is the entity organized to deliver coherently FOR and WITH youth?	Coordination*	✓	
	Internal capacities	✓ ✓ ✓	✓ ✓
	Youth workforce and internships	✓ ✓	

Part 1. Overview

Mandate

UNV contributes to peace and development through volunteerism worldwide and promotes the value and global recognition of volunteerism with the Member States and the UN system.

The entity works in the following fields

Support sustainable development and climate change	Protect and promote human rights	Maintain peace and security	Deliver humanitarian aid	Uphold international law
--	----------------------------------	-----------------------------	--------------------------	--------------------------

Geographical presence

Global	Regional	Country
--------	----------	---------

Action/functions on youth

Data and evidence	Assistance/advisory services	Financing	Advocacy	Operational and management support
Setting standards	Programmes and projects	Coordination	Communications, outreach, visibility	Oversight
Capacity-building	Partnerships	Other (specify)		

Youth2030 priority areas in line with the entity's mandate

<p>Priority area 1 Youth engagement, participation and advocacy</p> <ul style="list-style-type: none"> Partner with youth-led and youth-serving organizations^b Strengthen youth engagement mechanisms in UN entities Strengthen meaningful youth engagement in intergovernmental/multilateral forums Leverage technology and digital solutions for large-scale outreach to young people Amplify voices of young people and showcase their contributions 				
<p>Priority area 2 Informed and healthy foundations</p>	<p>Priority area 3 Economic empowerment through decent work</p>	<p>Priority area 4 Youth and human rights</p>	<p>Priority area 5 Peacebuilding and resilience-building</p>	

* Reporting on KPI 14 has been simplified from four scores in 2021 to one score in 2022.

^b Includes a wide range of formal and informal communities of young people in the form of youth-led and youth-serving federations, unions, organizations, associations, councils, networks, clubs, movements, mechanisms and structures.

Part 2. Entity's performance

How to read: Required KPIs Optional KPIs FOR youth WITH youth

Scores: ● At milestone ● Moving forward ● Getting ready ● Not applicable

Qualitative reporting in [Youth2030 Progress Report 2023](#)

Short description of KPI	Questions	Year	KPI No.	2021		2022		2023		2024	
				Response	Rating	Response	Rating	Response	Rating	Response	Rating
1. How is the entity advancing global commitments FOR youth and delivering them WITH youth?											
A. Make data and evidence on youth available; set standards for work on youth											
Data on youth	Does the entity maintain databases on youth?	5.1	<input checked="" type="checkbox"/>	Yes	▽	n/a	▽				
	Does the entity spearhead development of new indicators on youth?	5.2	<input checked="" type="checkbox"/>	No	▽	n/a	▽				
	Did the entity make new data/data products on youth available in the year?	5.3	<input checked="" type="checkbox"/>	No	●	n/a	●				
	Does the entity harness big-data sources for insights on youth issues?	5.4	<input checked="" type="checkbox"/>	No	●	n/a	●				
Evidence on youth	Did the entity make new evidence on Youth2030 priority areas available in the year?	6.1	<input checked="" type="checkbox"/>	Yes	●	Yes	●				
	Did the entity publish best practices/lessons learned documentation on youth in the year?	6.2	<input checked="" type="checkbox"/>	Yes	▽	No	▽				
	Did the entity publish flagship/periodic reports on youth in the year?	6.3	<input checked="" type="checkbox"/>	Yes	▽	No	▽				
	Did the entity complete evaluations on youth in the year?	6.4	<input checked="" type="checkbox"/>	No	●	No	●				
Set standards	Did the entity publish new guidance and/or tools on Youth2030 priority areas in the year?	7	<input checked="" type="checkbox"/>	Yes	●	Yes	●				
B. Support efforts of Governments to work FOR and WITH youth											
Strengthen national policies	Did the entity strengthen national policies on youth/mainstream youth issues in the year?	9	<input checked="" type="checkbox"/>	Yes	●	Yes	●				
Leave No Youth Behind	Did the entity strengthen capacities of Governments to design and deliver Leave No Youth Behind strategies in the year?	10	<input checked="" type="checkbox"/>	Yes	●	Yes	●				
C. Establish programmes, projects and partnerships FOR and WITH youth											
Joint programmes and multistakeholder initiatives	Did the entity support joint programmes and/or multistakeholder initiatives ^a on youth in the year?	11	<input checked="" type="checkbox"/>	Yes	●	Yes	●				
Partnerships and investments for innovation	Did the entity establish partnerships for innovations on youth in the year?	12.1	<input checked="" type="checkbox"/>	Yes	●	Yes	●				
	Did the entity directly fund youth-led organizations ^a to undertake projects in the year?	12.2	<input checked="" type="checkbox"/>	n/a	●	n/a	●				
D. Build capacity of stakeholders and support exchange of knowledge on youth											
Build capacity of external stakeholders	Does the entity maintain knowledge portal(s) with information relevant to youth?	8.1	<input checked="" type="checkbox"/>	Yes	●	Yes	●				
	Did the entity invest in capacity-building of external stakeholders on youth in the year?	8.2	<input checked="" type="checkbox"/>	No	●	No	●				
	Does the entity support/host/partner with any open-source e-learning platforms for online learning?	8.3	<input checked="" type="checkbox"/>	Yes	●	Yes	●				
	Did the entity facilitate knowledge exchange on youth issues in the year?	8.4	<input checked="" type="checkbox"/>	Yes	●	Yes	●				
E. Advocate and communicate FOR and WITH youth											
Communication and advocacy	Did the entity support advocacy events on youth in intergovernmental forums/summits/conferences?	13.1	<input checked="" type="checkbox"/>	Yes	●	Yes	●				
	Did the entity support commemoration of international day events relevant to youth in the year?	13.2	<input checked="" type="checkbox"/>	Yes	●	Yes	●				
	Did the entity support/activate campaigns on Youth2030 priority areas in the year?	13.3	<input checked="" type="checkbox"/>	Yes	●	Yes	●				
Meaningful youth engagement in support to Governments	Were youth meaningfully engaged in entity support to Governments/intergovernmental processes ?	18.4	<input checked="" type="checkbox"/>	Yes	●	Yes	●				
Meaningful youth engagement in programmes, projects and campaigns	Were youth meaningfully engaged in UN-led programmes, projects and campaigns?	18.5	<input checked="" type="checkbox"/>	Yes	●	Yes	●				
2. How does the entity's strategic planning process support work FOR and WITH youth?											
A. Strategic planning											
Results for youth in strategic plans	Does the entity have guiding instruments (strategic plan/equivalent) for its work on youth?	1.1	<input checked="" type="checkbox"/>	Yes	▽	Yes	▽				
	Does the situational analysis in the entity's strategic plan include insights on youth issues ?	1.2	<input checked="" type="checkbox"/>	No	●	Yes	●				
	Does the strategic plan of the entity include results FOR youth ?	1.3	<input checked="" type="checkbox"/>	Yes	●	Yes	●				
Alignment of youth work in UN entities to Youth2030	Are the entity's programmes on youth aligned to Youth2030 priority areas ?	2.1	<input checked="" type="checkbox"/>	n/a	●	n/a	●				
	Does the human resources plan include work on strengthening internships and increasing the youth workforce ?	2.2	<input checked="" type="checkbox"/>	Yes	●	Yes	●				
	Does the entity's communication and advocacy strategy or plan include youth?	2.3	<input checked="" type="checkbox"/>	Yes	●	Yes	●				
B. Funding and transparency											
Funding for youth	Does the entity have a marker/tagging system to track resources on youth?	3.1	<input checked="" type="checkbox"/>	No	●	No	●				
	Did the entity spend/utilize the funding allocated for youth-related activities in the year?	3.2.1	<input checked="" type="checkbox"/>	Yes	●	Yes	●				
	Is information available on the proportion of the entity's total expenditure spent on youth-related activities in the year?	3.2.2	<input checked="" type="checkbox"/>	Yes	▽	Yes	▽				
Transparency	Did the annual report of the entity include results achieved/funds utilized on youth in the year?	4	<input checked="" type="checkbox"/>	Yes	●	Yes	●				
Meaningful youth engagement in entity processes	Were youth meaningfully engaged in entity processes , including in strategic planning processes?	18.3	<input checked="" type="checkbox"/>	Yes	●	Yes	●				
3. How is the entity organized to deliver coherently FOR and WITH youth?											
A. Coordination arrangements											
Inter-agency coordination	Was the entity engaged in inter-agency coordination on youth at global/regional levels in the year?	14	<input checked="" type="checkbox"/> ^d	n/a	⊗	Yes	●				
B. Internal capacities to deliver on Youth2030											
Internal capacities	Did the entity have personnel in place to deliver on the youth agenda in the year?	15.1	<input checked="" type="checkbox"/>	Yes	●	Yes	●				
	Does the entity have an internal coordination mechanism for its personnel working on youth?	15.2	<input checked="" type="checkbox"/> ^e	Yes	●	Yes	●				
	Did the entity invest in strengthening its organizational capacity on youth in the year?	15.3	<input checked="" type="checkbox"/>	No	●	Yes	●				
C. Youth workforce and internships											
Youth workforce	Does the entity undertake data-driven action to increase youth in its workforce and track progress?	16	<input checked="" type="checkbox"/>	No	●	Yes	●				
Fair and quality internships	Does the entity undertake data-driven action to improve internships and track progress?	17	<input checked="" type="checkbox"/>	Yes	●	Yes	●				
Policies, processes and platforms for meaningful youth engagement	Does the entity have in place policies, processes and platforms for meaningful youth engagement ?	18.1	<input checked="" type="checkbox"/>	Yes	●	Yes	●				
	Did the entity engage youth (groups) at the global/regional level in the year?	18.2	<input checked="" type="checkbox"/>	Yes	●	Yes	●				

^a Includes a range of programmes, projects and initiatives.

^d Reporting on KPI 14 has been simplified: global and regional inter-agency coordination are integrated into one score. For 2021 scores on KPI 14, please refer to [Youth2030 Snapshot Series 2022](#).

^e Required for entities with 2 or more offices in different locations (special case).

What is the Youth2030 UN Entity Snapshot Series?

In 2022, UN entities self-reported on their progress on Youth2030 against 18 key performance indicators (KPIs) as set out in the [Youth2030 Scorecard for UN Entities](#)

<p>How to read the Youth2030 UN Entity Snapshot</p>	<p>The snapshot</p> <ul style="list-style-type: none"> includes the entity's mandate, geographical presence and priority areas on Youth2030 summarizes the entity's self-reported progress for 2022 	<p>Insights are available on the entity's work</p> <ul style="list-style-type: none"> <input type="checkbox"/> FOR youth <input checked="" type="checkbox"/> WITH youth 	<p>18 KPIs organized in 42 questions:</p> <ul style="list-style-type: none"> 36 rated questions <ul style="list-style-type: none"> At milestone Moving forward Getting ready 6 non-rated questions, yielding qualitative insights 	<p>The 42 questions are:</p> <ul style="list-style-type: none"> 18 required 24 optional (as relevant to the mandate and geographical presence of the entity)
--	---	---	---	---

18 KPIs including 42 questions distributed across 10 areas of action

Themes	Areas of action	Scores FOR youth	Scores WITH youth
<p>How is the entity advancing global commitments FOR youth and delivering them WITH youth?</p>	Data, evidence, standards	<input checked="" type="checkbox"/> <input checked="" type="checkbox"/> <input checked="" type="checkbox"/> <input checked="" type="checkbox"/> <input checked="" type="checkbox"/> <input checked="" type="checkbox"/> <input checked="" type="checkbox"/> <input checked="" type="checkbox"/> <input checked="" type="checkbox"/>	
	Support to Governments	<input checked="" type="checkbox"/> <input checked="" type="checkbox"/>	
	Programmes, projects, partnerships	<input checked="" type="checkbox"/> <input checked="" type="checkbox"/> <input checked="" type="checkbox"/>	<input checked="" type="checkbox"/> <input checked="" type="checkbox"/>
	Knowledge and capacity	<input checked="" type="checkbox"/> <input checked="" type="checkbox"/> <input checked="" type="checkbox"/> <input checked="" type="checkbox"/>	
	Advocacy	<input checked="" type="checkbox"/> <input checked="" type="checkbox"/> <input checked="" type="checkbox"/>	
<p>How does the entity's strategic planning process support work FOR and WITH youth?</p>	Strategic planning	<input checked="" type="checkbox"/> <input checked="" type="checkbox"/> <input checked="" type="checkbox"/> <input checked="" type="checkbox"/> <input checked="" type="checkbox"/> <input checked="" type="checkbox"/>	<input checked="" type="checkbox"/>
	Funding and transparency	<input checked="" type="checkbox"/> <input checked="" type="checkbox"/> <input checked="" type="checkbox"/> <input checked="" type="checkbox"/>	
<p>How is the entity organized to deliver coherently FOR and WITH youth?</p>	Coordination*	<input checked="" type="checkbox"/>	
	Internal capacities	<input checked="" type="checkbox"/> <input checked="" type="checkbox"/> <input checked="" type="checkbox"/>	<input checked="" type="checkbox"/> <input checked="" type="checkbox"/>
	Youth workforce and internships	<input checked="" type="checkbox"/> <input checked="" type="checkbox"/>	

Part 1. Overview

Mandate

UNWTO is the UN agency responsible for the promotion of responsible, sustainable and universally accessible tourism.

The entity works in the following fields

Support sustainable development and climate change	Protect and promote human rights	Maintain peace and security	Deliver humanitarian aid	Uphold international law
--	----------------------------------	-----------------------------	--------------------------	--------------------------

Geographical presence

Global	Regional	Country
--------	----------	---------

Action/functions on youth

Data and evidence	Assistance/advisory services	Financing	Advocacy	Operational and management support
Setting standards	Programmes and projects	Coordination	Communications, outreach, visibility	Oversight
Capacity-building	Partnerships	Other (specify)		

Youth2030 priority areas in line with the entity's mandate

<p>Priority area 1 Youth engagement, participation and advocacy</p> <ul style="list-style-type: none"> Partner with youth-led and youth-serving organizations^b Strengthen youth engagement mechanisms in UN entities Strengthen meaningful youth engagement in intergovernmental/multilateral forums Leverage technology and digital solutions for large-scale outreach to young people Amplify voices of young people and showcase their contributions 				
<p>Priority area 2 Informed and healthy foundations</p>	<p>Priority area 3 Economic empowerment through decent work</p>	<p>Priority area 4 Youth and human rights</p>	<p>Priority area 5 Peacebuilding and resilience-building</p>	

* Reporting on KPI 14 has been simplified from four scores in 2021 to one score in 2022.

^b Includes a wide range of formal and informal communities of young people in the form of youth-led and youth-serving federations, unions, organizations, associations, councils, networks, clubs, movements, mechanisms and structures.

Part 2. Entity's performance

How to read: Required KPIs Optional KPIs FOR youth WITH youth

Scores: At milestone Moving forward Getting ready Not applicable

Qualitative reporting in [Youth2030 Progress Report 2023](#)

Short description of KPI	Questions	Year	KPI No.	2021		2022		2023		2024	
				Response	Rating	Response	Rating	Response	Rating	Response	Rating
1. How is the entity advancing global commitments FOR youth and delivering them WITH youth?											
A. Make data and evidence on youth available; set standards for work on youth											
Data on youth	Does the entity maintain databases on youth?	5.1	<input checked="" type="checkbox"/>	-	-	n/a	<input type="checkbox"/>				
	Does the entity spearhead development of new indicators on youth?	5.2	<input checked="" type="checkbox"/>	-	-	n/a	<input type="checkbox"/>				
	Did the entity make new data/data products on youth available in the year?	5.3	<input checked="" type="checkbox"/>	-	-	n/a	<input type="checkbox"/>				
	Does the entity harness big-data sources for insights on youth issues?	5.4	<input checked="" type="checkbox"/>	-	-	n/a	<input type="checkbox"/>				
Evidence on youth	Did the entity make new evidence on Youth2030 priority areas available in the year?	6.1	<input checked="" type="checkbox"/>	-	-	Yes	<input checked="" type="checkbox"/>				
	Did the entity publish best practices/lessons learned documentation on youth in the year?	6.2	<input checked="" type="checkbox"/>	-	-	Yes	<input type="checkbox"/>				
	Did the entity publish flagship/periodic reports on youth in the year?	6.3	<input checked="" type="checkbox"/>	-	-	No	<input type="checkbox"/>				
	Did the entity complete evaluations on youth in the year?	6.4	<input checked="" type="checkbox"/>	-	-	No	<input type="checkbox"/>				
Set standards	Did the entity publish new guidance and/or tools on Youth2030 priority areas in the year?	7	<input checked="" type="checkbox"/>	-	-	Yes	<input type="checkbox"/>				
B. Support efforts of Governments to work FOR and WITH youth											
Strengthen national policies	Did the entity strengthen national policies on youth/mainstream youth issues in the year?	9	<input checked="" type="checkbox"/>	-	-	Yes	<input type="checkbox"/>				
Leave No Youth Behind	Did the entity strengthen capacities of Governments to design and deliver Leave No Youth Behind strategies in the year?	10	<input checked="" type="checkbox"/>	-	-	n/a	<input type="checkbox"/>				
C. Establish programmes, projects and partnerships FOR and WITH youth											
Joint programmes and multistakeholder initiatives	Did the entity support joint programmes and/or multistakeholder initiatives ^a on youth in the year?	11	<input checked="" type="checkbox"/>	-	-	n/a	<input type="checkbox"/>				
Partnerships and investments for innovation	Did the entity establish partnerships for innovations on youth in the year?	12.1	<input checked="" type="checkbox"/>	-	-	Yes	<input type="checkbox"/>				
	Did the entity directly fund youth-led organizations ^a to undertake projects in the year?	12.2	<input checked="" type="checkbox"/>	-	-	No	<input type="checkbox"/>				
D. Build capacity of stakeholders and support exchange of knowledge on youth											
Build capacity of external stakeholders	Does the entity maintain knowledge portal(s) with information relevant to youth?	8.1	<input checked="" type="checkbox"/>	-	-	Yes	<input type="checkbox"/>				
	Did the entity invest in capacity-building of external stakeholders on youth in the year?	8.2	<input checked="" type="checkbox"/>	-	-	Yes	<input checked="" type="checkbox"/>				
	Does the entity support/host/partner with any open-source e-learning platforms for online learning?	8.3	<input checked="" type="checkbox"/>	-	-	Yes	<input type="checkbox"/>				
	Did the entity facilitate knowledge exchange on youth issues in the year?	8.4	<input checked="" type="checkbox"/>	-	-	Yes	<input checked="" type="checkbox"/>				
E. Advocate and communicate FOR and WITH youth											
Communication and advocacy	Did the entity support advocacy events on youth in intergovernmental forums/summits/conferences?	13.1	<input checked="" type="checkbox"/>	-	-	Yes	<input checked="" type="checkbox"/>				
	Did the entity support commemoration of international day events relevant to youth in the year?	13.2	<input checked="" type="checkbox"/>	-	-	Yes	<input checked="" type="checkbox"/>				
	Did the entity support/activate campaigns on Youth2030 priority areas in the year?	13.3	<input checked="" type="checkbox"/>	-	-	Yes	<input checked="" type="checkbox"/>				
Meaningful youth engagement in support to Governments	Were youth meaningfully engaged in entity support to Governments/intergovernmental processes ?	18.4	<input checked="" type="checkbox"/>	-	-	Yes	<input type="checkbox"/>				
Meaningful youth engagement in programmes, projects and campaigns	Were youth meaningfully engaged in UN-led programmes, projects and campaigns?	18.5	<input checked="" type="checkbox"/>	-	-	n/a	<input type="checkbox"/>				
2. How does the entity's strategic planning process support work FOR and WITH youth?											
A. Strategic planning											
Results for youth in strategic plans	Does the entity have guiding instruments (strategic plan/equivalent) for its work on youth?	1.1	<input checked="" type="checkbox"/>	-	-	Yes	<input type="checkbox"/>				
	Does the situational analysis in the entity's strategic plan include insights on youth issues ?	1.2	<input checked="" type="checkbox"/>	-	-	No	<input type="checkbox"/>				
	Does the strategic plan of the entity include results FOR youth ?	1.3	<input checked="" type="checkbox"/>	-	-	No	<input type="checkbox"/>				
Alignment of youth work in UN entities to Youth2030	Are the entity's programmes on youth aligned to Youth2030 priority areas ?	2.1	<input checked="" type="checkbox"/>	-	-	Yes	<input type="checkbox"/>				
	Does the human resources plan include work on strengthening internships and increasing the youth workforce ?	2.2	<input checked="" type="checkbox"/>	-	-	Yes	<input checked="" type="checkbox"/>				
	Does the entity's communication and advocacy strategy or plan include youth?	2.3	<input checked="" type="checkbox"/>	-	-	Yes	<input checked="" type="checkbox"/>				
B. Funding and transparency											
Funding for youth	Does the entity have a marker/tagging system to track resources on youth?	3.1	<input checked="" type="checkbox"/>	-	-	No	<input type="checkbox"/>				
	Did the entity spend/utilize the funding allocated for youth-related activities in the year?	3.2.1	<input checked="" type="checkbox"/>	-	-	Yes	<input checked="" type="checkbox"/>				
	Is information available on the proportion of the entity's total expenditure spent on youth-related activities in the year?	3.2.2	<input checked="" type="checkbox"/>	-	-	No	<input type="checkbox"/>				
Transparency	Did the annual report of the entity include results achieved/funds utilized on youth in the year?	4	<input checked="" type="checkbox"/>	-	-	No	<input type="checkbox"/>				
Meaningful youth engagement in entity processes	Were youth meaningfully engaged in entity processes , including in strategic planning processes?	18.3	<input checked="" type="checkbox"/>	-	-	Yes	<input type="checkbox"/>				
3. How is the entity organized to deliver coherently FOR and WITH youth?											
A. Coordination arrangements											
Inter-agency coordination	Was the entity engaged in inter-agency coordination on youth at global/regional levels in the year?	14	<input checked="" type="checkbox"/> ^d	n/a	<input checked="" type="checkbox"/>	Yes	<input checked="" type="checkbox"/>				
B. Internal capacities to deliver on Youth2030											
Internal capacities	Did the entity have personnel in place to deliver on the youth agenda in the year?	15.1	<input checked="" type="checkbox"/>	-	-	Yes	<input type="checkbox"/>				
	Does the entity have an internal coordination mechanism for its personnel working on youth?	15.2	<input checked="" type="checkbox"/> ^b	-	-	No	<input type="checkbox"/>				
	Did the entity invest in strengthening its organizational capacity on youth in the year?	15.3	<input checked="" type="checkbox"/>	-	-	Yes	<input type="checkbox"/>				
C. Youth workforce and internships											
Youth workforce	Does the entity undertake data-driven action to increase youth in its workforce and track progress?	16	<input checked="" type="checkbox"/>	-	-	Yes	<input type="checkbox"/>				
Fair and quality internships	Does the entity undertake data-driven action to improve internships and track progress?	17	<input checked="" type="checkbox"/>	-	-	Yes	<input type="checkbox"/>				
Policies, processes and platforms for meaningful youth engagement	Does the entity have in place policies, processes and platforms for meaningful youth engagement ?	18.1	<input checked="" type="checkbox"/>	-	-	Yes	<input type="checkbox"/>				
	Did the entity engage youth (groups) at the global/regional level in the year?	18.2	<input checked="" type="checkbox"/>	-	-	Yes	<input checked="" type="checkbox"/>				

^a Includes a range of programmes, projects and initiatives.

^d Reporting on KPI 14 has been simplified: global and regional inter-agency coordination are integrated into one score. For 2021 scores on KPI 14, please refer to [Youth2030 Snapshot Series 2022](#).

^b Required for entities with 2 or more offices in different locations (special case).

What is the Youth2030 UN Entity Snapshot Series?

In 2022, UN entities self-reported on their progress on Youth2030 against 18 key performance indicators (KPIs) as set out in the [Youth2030 Scorecard for UN Entities](#)

<p>How to read the Youth2030 UN Entity Snapshot</p>	<p>The snapshot</p> <ul style="list-style-type: none"> includes the entity's mandate, geographical presence and priority areas on Youth2030 summarizes the entity's self-reported progress for 2022 	<p>Insights are available on the entity's work</p> <ul style="list-style-type: none"> <input type="checkbox"/> FOR youth <input checked="" type="checkbox"/> WITH youth 	<p>18 KPIs organized in 42 questions:</p> <ul style="list-style-type: none"> 36 rated questions <ul style="list-style-type: none"> At milestone Moving forward Getting ready 6 non-rated questions, yielding qualitative insights 	<p>The 42 questions are:</p> <ul style="list-style-type: none"> 18 required 24 optional (as relevant to the mandate and geographical presence of the entity)
--	---	---	---	--

18 KPIs including 42 questions distributed across 10 areas of action

Themes	Areas of action	Scores FOR youth	Scores WITH youth
How is the entity advancing global commitments FOR youth and delivering them WITH youth?	Data, evidence, standards	✓ ✓ ✓ ✓ ✓ ✓ ✓ ✓	
	Support to Governments	✓ ✓	
	Programmes, projects, partnerships	✓ ✓ ✓	✓ ✓
	Knowledge and capacity	✓ ✓ ✓ ✓	
	Advocacy	✓ ✓ ✓	
How does the entity's strategic planning process support work FOR and WITH youth?	Strategic planning	✓ ✓ ✓ ✓ ✓ ✓	
	Funding and transparency	✓ ✓ ✓ ✓	✓
How is the entity organized to deliver coherently FOR and WITH youth?	Coordination*	✓	
	Internal capacities	✓ ✓ ✓	✓ ✓
	Youth workforce and internships	✓ ✓	

Part 1. Overview

Mandate

WFP is the world's largest humanitarian organization saving lives in emergencies and using food assistance to build a pathway to peace, stability and prosperity, for people recovering from conflict, disasters and the impact of climate change.

The entity works in the following fields

Support sustainable development and climate change	Protect and promote human rights	Maintain peace and security	Deliver humanitarian aid	Uphold international law
--	----------------------------------	-----------------------------	--------------------------	--------------------------

Geographical presence

Global	Regional	Country
--------	----------	---------

Action/functions on youth

Data and evidence	Assistance/advisory services	Financing	Advocacy	Operational and management support
Setting standards	Programmes and projects	Coordination	Communications, outreach, visibility	Oversight
Capacity-building	Partnerships	Other (specify)		

Youth2030 priority areas in line with the entity's mandate

Priority area 1
Youth engagement, participation and advocacy

Partner with youth-led and youth-serving organizations ^b	Strengthen youth engagement mechanisms in UN entities	Strengthen meaningful youth engagement in intergovernmental/multilateral forums	Leverage technology and digital solutions for large-scale outreach to young people	Amplify voices of young people and showcase their contributions
---	---	---	--	---

Priority area 2 Informed and healthy foundations	Priority area 3 Economic empowerment through decent work	Priority area 4 Youth and human rights	Priority area 5 Peacebuilding and resilience-building
--	--	--	---

^a Reporting on KPI 14 has been simplified from four scores in 2021 to one score in 2022.

^b Includes a wide range of formal and informal communities of young people in the form of youth-led and youth-serving federations, unions, organizations, associations, councils, networks, clubs, movements, mechanisms and structures.

Part 2. Entity's performance

How to read: Required KPIs Optional KPIs FOR youth WITH youth

Scores: ● At milestone ● Moving forward ● Getting ready ● Not applicable

Qualitative reporting in [Youth2030 Progress Report 2023](#)

Short description of KPI	Questions	Year	KPI No.	2021		2022		2023		2024	
				Response	Rating	Response	Rating	Response	Rating	Response	Rating
1. How is the entity advancing global commitments FOR youth and delivering them WITH youth?											
A. Make data and evidence on youth available; set standards for work on youth											
Data on youth	Does the entity maintain databases on youth?	5.1	<input checked="" type="checkbox"/>	-	-	n/a	▽				
	Does the entity spearhead development of new indicators on youth?	5.2	<input checked="" type="checkbox"/>	-	-	n/a	▽				
	Did the entity make new data/data products on youth available in the year?	5.3	<input checked="" type="checkbox"/>	-	-	n/a	●				
	Does the entity harness big-data sources for insights on youth issues?	5.4	<input checked="" type="checkbox"/>	-	-	n/a	●				
Evidence on youth	Did the entity make new evidence on Youth2030 priority areas available in the year?	6.1	<input checked="" type="checkbox"/>	-	-	Yes	●				
	Did the entity publish best practices/lessons learned documentation on youth in the year?	6.2	<input checked="" type="checkbox"/>	-	-	Yes	▽				
	Did the entity publish flagship/periodic reports on youth in the year?	6.3	<input checked="" type="checkbox"/>	-	-	No	▽				
Set standards	Did the entity complete evaluations on youth in the year?	6.4	<input checked="" type="checkbox"/>	-	-	No	●				
	Did the entity publish new guidance and/or tools on Youth2030 priority areas in the year?	7	<input checked="" type="checkbox"/>	-	-	Yes	●				
B. Support efforts of Governments to work FOR and WITH youth											
Strengthen national policies	Did the entity strengthen national policies on youth/mainstream youth issues in the year?	9	<input checked="" type="checkbox"/>	-	-	Yes	●				
Leave No Youth Behind	Did the entity strengthen capacities of Governments to design and deliver Leave No Youth Behind strategies in the year?	10	<input checked="" type="checkbox"/>	-	-	Yes	●				
C. Establish programmes, projects and partnerships FOR and WITH youth											
Joint programmes and multistakeholder initiatives	Did the entity support joint programmes and/or multistakeholder initiatives ^a on youth in the year?	11	<input checked="" type="checkbox"/>	-	-	Yes	●				
Partnerships and investments for innovation	Did the entity establish partnerships for innovations on youth in the year?	12.1	<input checked="" type="checkbox"/>	-	-	Yes	●				
	Did the entity directly fund youth-led organizations ^a to undertake projects in the year?	12.2	<input checked="" type="checkbox"/>	-	-	Yes	●				
D. Build capacity of stakeholders and support exchange of knowledge on youth											
Build capacity of external stakeholders	Does the entity maintain knowledge portal(s) with information relevant to youth?	8.1	<input checked="" type="checkbox"/>	-	-	n/a	●				
	Did the entity invest in capacity-building of external stakeholders on youth in the year?	8.2	<input checked="" type="checkbox"/>	-	-	n/a	●				
	Does the entity support/host/partner with any open-source e-learning platforms for online learning?	8.3	<input checked="" type="checkbox"/>	-	-	n/a	●				
	Did the entity facilitate knowledge exchange on youth issues in the year?	8.4	<input checked="" type="checkbox"/>	-	-	n/a	●				
E. Advocate and communicate FOR and WITH youth											
Communication and advocacy	Did the entity support advocacy events on youth in intergovernmental forums/summits/conferences?	13.1	<input checked="" type="checkbox"/>	-	-	No	●				
	Did the entity support commemoration of international day events relevant to youth in the year?	13.2	<input checked="" type="checkbox"/>	-	-	Yes	●				
	Did the entity support/activate campaigns on Youth2030 priority areas in the year?	13.3	<input checked="" type="checkbox"/>	-	-	No	●				
Meaningful youth engagement in support to Governments	Were youth meaningfully engaged in entity support to Governments/intergovernmental processes ?	18.4	<input checked="" type="checkbox"/>	-	-	Yes	●				
Meaningful youth engagement in programmes, projects and campaigns	Were youth meaningfully engaged in UN-led programmes, projects and campaigns ?	18.5	<input checked="" type="checkbox"/>	-	-	Yes	●				
2. How does the entity's strategic planning process support work FOR and WITH youth?											
A. Strategic planning											
Results for youth in strategic plans	Does the entity have guiding instruments (strategic plan/equivalent) for its work on youth?	1.1	<input checked="" type="checkbox"/>	-	-	Yes	▽				
	Does the situational analysis in the entity's strategic plan include insights on youth issues ?	1.2	<input checked="" type="checkbox"/>	-	-	No	●				
	Does the strategic plan of the entity include results FOR youth ?	1.3	<input checked="" type="checkbox"/>	-	-	No	●				
Alignment of youth work in UN entities to Youth2030	Are the entity's programmes on youth aligned to Youth2030 priority areas ?	2.1	<input checked="" type="checkbox"/>	-	-	Yes	●				
	Does the human resources plan include work on strengthening internships and increasing the youth workforce ?	2.2	<input checked="" type="checkbox"/>	-	-	Yes	●				
	Does the entity's communication and advocacy strategy or plan include youth?	2.3	<input checked="" type="checkbox"/>	-	-	n/a	●				
B. Funding and transparency											
Funding for youth	Does the entity have a marker/tagging system to track resources on youth?	3.1	<input checked="" type="checkbox"/>	-	-	No	●				
	Did the entity spend/utilize the funding allocated for youth-related activities in the year?	3.2.1	<input checked="" type="checkbox"/>	-	-	Yes	●				
	Is information available on the proportion of the entity's total expenditure spent on youth-related activities in the year?	3.2.2	<input checked="" type="checkbox"/>	-	-	No	▽				
Transparency	Did the annual report of the entity include results achieved/funds utilized on youth in the year?	4	<input checked="" type="checkbox"/>	-	-	No	●				
Meaningful youth engagement in entity processes	Were youth meaningfully engaged in entity processes , including in strategic planning processes?	18.3	<input checked="" type="checkbox"/>	-	-	Yes	●				
3. How is the entity organized to deliver coherently FOR and WITH youth?											
A. Coordination arrangements											
Inter-agency coordination	Was the entity engaged in inter-agency coordination on youth at global/regional levels in the year?	14	<input checked="" type="checkbox"/> ^d	n/a	⊗	Yes	●				
B. Internal capacities to deliver on Youth2030											
Internal capacities	Did the entity have personnel in place to deliver on the youth agenda in the year?	15.1	<input checked="" type="checkbox"/>	-	-	Yes	●				
	Does the entity have an internal coordination mechanism for its personnel working on youth?	15.2	<input checked="" type="checkbox"/> ^b	-	-	Yes	●				
	Did the entity invest in strengthening its organizational capacity on youth in the year?	15.3	<input checked="" type="checkbox"/>	-	-	Yes	●				
C. Youth workforce and internships											
Youth workforce	Does the entity undertake data-driven action to increase youth in its workforce and track progress?	16	<input checked="" type="checkbox"/>	-	-	Yes	●				
Fair and quality internships	Does the entity undertake data-driven action to improve internships and track progress?	17	<input checked="" type="checkbox"/>	-	-	Yes	●				
Policies, processes and platforms for meaningful youth engagement	Does the entity have in place policies, processes and platforms for meaningful youth engagement ?	18.1	<input checked="" type="checkbox"/>	-	-	Yes	●				
	Did the entity engage youth (groups) at the global/regional level in the year?	18.2	<input checked="" type="checkbox"/>	-	-	Yes	●				

^a Includes a range of programmes, projects and initiatives.

^d Reporting on KPI 14 has been simplified: global and regional inter-agency coordination are integrated into one score. For 2021 scores on KPI 14, please refer to [Youth2030 Snapshot Series 2022](#).

^b Required for entities with 2 or more offices in different locations (special case).

What is the Youth2030 UN Entity Snapshot Series?

In 2022, UN entities self-reported on their progress on Youth2030 against 18 key performance indicators (KPIs) as set out in the [Youth2030 Scorecard for UN Entities](#) ↗

<p>How to read the Youth2030 UN Entity Snapshot</p>	<p>The snapshot</p> <ul style="list-style-type: none"> includes the entity's mandate, geographical presence and priority areas on Youth2030 summarizes the entity's self-reported progress for 2022 	<p>Insights are available on the entity's work</p> <p><input type="checkbox"/> FOR youth</p> <p><input checked="" type="checkbox"/> WITH youth</p>	<p>18 KPIs organized in 42 questions:</p> <ul style="list-style-type: none"> 36 rated questions <ul style="list-style-type: none"> At milestone Moving forward Getting ready 6 non-rated questions, yielding qualitative insights 	<p>The 42 questions are:</p> <ul style="list-style-type: none"> 18 required 24 optional (as relevant to the mandate and geographical presence of the entity)
--	---	--	---	--

18 KPIs including 42 questions distributed across 10 areas of action

Themes	Areas of action	Scores FOR youth	Scores WITH youth
<p>How is the entity advancing global commitments FOR youth and delivering them WITH youth?</p>	Data, evidence, standards	<input checked="" type="checkbox"/> <input checked="" type="checkbox"/> <input checked="" type="checkbox"/> <input checked="" type="checkbox"/> <input checked="" type="checkbox"/> <input checked="" type="checkbox"/> <input checked="" type="checkbox"/> <input checked="" type="checkbox"/> <input checked="" type="checkbox"/>	
	Support to Governments	<input checked="" type="checkbox"/> <input checked="" type="checkbox"/>	
	Programmes, projects, partnerships	<input checked="" type="checkbox"/> <input checked="" type="checkbox"/> <input checked="" type="checkbox"/>	<input checked="" type="checkbox"/> <input checked="" type="checkbox"/>
	Knowledge and capacity	<input checked="" type="checkbox"/> <input checked="" type="checkbox"/> <input checked="" type="checkbox"/> <input checked="" type="checkbox"/>	
	Advocacy	<input checked="" type="checkbox"/> <input checked="" type="checkbox"/> <input checked="" type="checkbox"/>	
<p>How does the entity's strategic planning process support work FOR and WITH youth?</p>	Strategic planning	<input checked="" type="checkbox"/> <input checked="" type="checkbox"/> <input checked="" type="checkbox"/> <input checked="" type="checkbox"/> <input checked="" type="checkbox"/> <input checked="" type="checkbox"/>	<input checked="" type="checkbox"/>
	Funding and transparency	<input checked="" type="checkbox"/> <input checked="" type="checkbox"/> <input checked="" type="checkbox"/> <input checked="" type="checkbox"/>	
<p>How is the entity organized to deliver coherently FOR and WITH youth?</p>	Coordination*	<input checked="" type="checkbox"/>	
	Internal capacities	<input checked="" type="checkbox"/> <input checked="" type="checkbox"/> <input checked="" type="checkbox"/>	<input checked="" type="checkbox"/> <input checked="" type="checkbox"/>
	Youth workforce and internships	<input checked="" type="checkbox"/> <input checked="" type="checkbox"/>	

Part 1. Overview

Mandate

WHO connects countries, partners and people to promote health, keep the world safe and serve the vulnerable — so everyone, everywhere can attain the highest level of health.

The entity works in the following fields

Support sustainable development and climate change	Protect and promote human rights	Maintain peace and security	Deliver humanitarian aid	Uphold international law
--	----------------------------------	-----------------------------	--------------------------	--------------------------

Geographical presence

Global	Regional	Country
--------	----------	---------

Action/functions on youth

Data and evidence	Assistance/advisory services	Financing	Advocacy	Operational and management support
Setting standards	Programmes and projects	Coordination	Communications, outreach, visibility	Oversight
Capacity-building	Partnerships	Other (specify)		

Youth2030 priority areas in line with the entity's mandate

<p>Priority area 1 Youth engagement, participation and advocacy</p> <p>Partner with youth-led and youth-serving organizations^b</p> <p>Strengthen youth engagement mechanisms in UN entities</p> <p>Strengthen meaningful youth engagement in intergovernmental/multilateral forums</p> <p>Leverage technology and digital solutions for large-scale outreach to young people</p> <p>Amplify voices of young people and showcase their contributions</p>				
<p>Priority area 2 Informed and healthy foundations</p>	<p>Priority area 3 Economic empowerment through decent work</p>	<p>Priority area 4 Youth and human rights</p>	<p>Priority area 5 Peacebuilding and resilience-building</p>	

* Reporting on KPI 14 has been simplified from four scores in 2021 to one score in 2022.

^b Includes a wide range of formal and informal communities of young people in the form of youth-led and youth-serving federations, unions, organizations, associations, councils, networks, clubs, movements, mechanisms and structures.

Part 2. Entity's performance

How to read: Required KPIs Optional KPIs FOR youth WITH youth

Scores: At milestone Moving forward Getting ready Not applicable

Qualitative reporting in [Youth2030 Progress Report 2023](#)

Short description of KPI	Questions	Year	KPI No.	2021		2022		2023		2024	
				Response	Rating	Response	Rating	Response	Rating	Response	Rating
1. How is the entity advancing global commitments FOR youth and delivering them WITH youth?											
A. Make data and evidence on youth available; set standards for work on youth											
Data on youth	Does the entity maintain databases on youth?	5.1	<input checked="" type="checkbox"/>	Yes	▽	Yes	▽				
	Does the entity spearhead development of new indicators on youth?	5.2	<input checked="" type="checkbox"/>	Yes	▽	Yes	▽				
	Did the entity make new data/data products on youth available in the year?	5.3	<input checked="" type="checkbox"/>	Yes	●	Yes	●				
	Does the entity harness big-data sources for insights on youth issues?	5.4	<input checked="" type="checkbox"/>	Yes	●	Yes	●				
Evidence on youth	Did the entity make new evidence on Youth2030 priority areas available in the year?	6.1	<input checked="" type="checkbox"/>	Yes	●	Yes	●				
	Did the entity publish best practices/lessons learned documentation on youth in the year?	6.2	<input checked="" type="checkbox"/>	Yes	▽	Yes	▽				
	Did the entity publish flagship/periodic reports on youth in the year?	6.3	<input checked="" type="checkbox"/>	Yes	▽	No	▽				
	Did the entity complete evaluations on youth in the year?	6.4	<input checked="" type="checkbox"/>	No	●	No	●				
Set standards	Did the entity publish new guidance and/or tools on Youth2030 priority areas in the year?	7	<input checked="" type="checkbox"/>	Yes	●	Yes	●				
B. Support efforts of Governments to work FOR and WITH youth											
Strengthen national policies	Did the entity strengthen national policies on youth/mainstream youth issues in the year?	9	<input checked="" type="checkbox"/>	Yes	●	Yes	●				
Leave No Youth Behind	Did the entity strengthen capacities of Governments to design and deliver Leave No Youth Behind strategies in the year?	10	<input checked="" type="checkbox"/>	Yes	●	Yes	●				
C. Establish programmes, projects and partnerships FOR and WITH youth											
Joint programmes and multistakeholder initiatives	Did the entity support joint programmes and/or multistakeholder initiatives ^a on youth in the year?	11	<input checked="" type="checkbox"/>	No	●	Yes	●				
Partnerships and investments for innovation	Did the entity establish partnerships for innovations on youth in the year?	12.1	<input checked="" type="checkbox"/>	Yes	●	Yes	●				
	Did the entity directly fund youth-led organizations ^a to undertake projects in the year?	12.2	<input checked="" type="checkbox"/>	Yes	●	No	●				
D. Build capacity of stakeholders and support exchange of knowledge on youth											
Build capacity of external stakeholders	Does the entity maintain knowledge portal(s) with information relevant to youth?	8.1	<input checked="" type="checkbox"/>	Yes	●	Yes	●				
	Did the entity invest in capacity-building of external stakeholders on youth in the year?	8.2	<input checked="" type="checkbox"/>	Yes	●	Yes	●				
	Does the entity support/host/partner with any open-source e-learning platforms for online learning?	8.3	<input checked="" type="checkbox"/>	Yes	●	Yes	●				
	Did the entity facilitate knowledge exchange on youth issues in the year?	8.4	<input checked="" type="checkbox"/>	Yes	●	Yes	●				
E. Advocate and communicate FOR and WITH youth											
Communication and advocacy	Did the entity support advocacy events on youth in intergovernmental forums/summits/conferences?	13.1	<input checked="" type="checkbox"/>	Yes	●	Yes	●				
	Did the entity support commemoration of international day events relevant to youth in the year?	13.2	<input checked="" type="checkbox"/>	Yes	●	Yes	●				
	Did the entity support/activate campaigns on Youth2030 priority areas in the year?	13.3	<input checked="" type="checkbox"/>	Yes	●	Yes	●				
Meaningful youth engagement in support to Governments	Were youth meaningfully engaged in entity support to Governments/intergovernmental processes ?	18.4	<input checked="" type="checkbox"/>	Yes	●	Yes	●				
Meaningful youth engagement in programmes, projects and campaigns	Were youth meaningfully engaged in UN-led programmes, projects and campaigns?	18.5	<input checked="" type="checkbox"/>	Yes	●	Yes	●				
2. How does the entity's strategic planning process support work FOR and WITH youth?											
A. Strategic planning											
Results for youth in strategic plans	Does the entity have guiding instruments (strategic plan/equivalent) for its work on youth?	1.1	<input checked="" type="checkbox"/>	Yes	▽	Yes	▽				
	Does the situational analysis in the entity's strategic plan include insights on youth issues ?	1.2	<input checked="" type="checkbox"/>	Yes	●	Yes	●				
	Does the strategic plan of the entity include results FOR youth ?	1.3	<input checked="" type="checkbox"/>	Yes	●	Yes	●				
Alignment of youth work in UN entities to Youth2030	Are the entity's programmes on youth aligned to Youth2030 priority areas ?	2.1	<input checked="" type="checkbox"/>	Yes	●	Yes	●				
	Does the human resources plan include work on strengthening internships and increasing the youth workforce ?	2.2	<input checked="" type="checkbox"/>	Yes	●	Yes	●				
	Does the entity's communication and advocacy strategy or plan include youth?	2.3	<input checked="" type="checkbox"/>	Yes	●	Yes	●				
B. Funding and transparency											
Funding for youth	Does the entity have a marker/tagging system to track resources on youth?	3.1	<input checked="" type="checkbox"/>	No	●	Yes	●				
	Did the entity spend/utilize the funding allocated for youth-related activities in the year?	3.2.1	<input checked="" type="checkbox"/>	No	●	Yes	●				
	Is information available on the proportion of the entity's total expenditure spent on youth-related activities in the year?	3.2.2	<input checked="" type="checkbox"/>	No	▽	Yes	▽				
Transparency	Did the annual report of the entity include results achieved/funds utilized on youth in the year?	4	<input checked="" type="checkbox"/>	Yes	●	Yes	●				
Meaningful youth engagement in entity processes	Were youth meaningfully engaged in entity processes , including in strategic planning processes?	18.3	<input checked="" type="checkbox"/>	Yes	●	Yes	●				
3. How is the entity organized to deliver coherently FOR and WITH youth?											
A. Coordination arrangements											
Inter-agency coordination	Was the entity engaged in inter-agency coordination on youth at global/regional levels in the year?	14	<input checked="" type="checkbox"/> ^d	n/a	⊗	Yes	●				
B. Internal capacities to deliver on Youth2030											
Internal capacities	Did the entity have personnel in place to deliver on the youth agenda in the year?	15.1	<input checked="" type="checkbox"/>	Yes	●	Yes	●				
	Does the entity have an internal coordination mechanism for its personnel working on youth?	15.2	<input checked="" type="checkbox"/> ^e	Yes	●	Yes	●				
	Did the entity invest in strengthening its organizational capacity on youth in the year?	15.3	<input checked="" type="checkbox"/>	Yes	●	Yes	●				
C. Youth workforce and internships											
Youth workforce	Does the entity undertake data-driven action to increase youth in its workforce and track progress?	16	<input checked="" type="checkbox"/>	Yes	●	Yes	●				
Fair and quality internships	Does the entity undertake data-driven action to improve internships and track progress?	17	<input checked="" type="checkbox"/>	Yes	●	Yes	●				
Policies, processes and platforms for meaningful youth engagement	Does the entity have in place policies, processes and platforms for meaningful youth engagement ?	18.1	<input checked="" type="checkbox"/>	Yes	●	Yes	●				
	Did the entity engage youth (groups) at the global/regional level in the year?	18.2	<input checked="" type="checkbox"/>	Yes	●	Yes	●				

^a Includes a range of programmes, projects and initiatives.

^d Reporting on KPI 14 has been simplified: global and regional inter-agency coordination are integrated into one score. For 2021 scores on KPI 14, please refer to [Youth2030 Snapshot Series 2022](#).

^e Required for entities with 2 or more offices in different locations (special case).

What is the Youth2030 UN Entity Snapshot Series?

In 2022, UN entities self-reported on their progress on Youth2030 against 18 key performance indicators (KPIs) as set out in the [Youth2030 Scorecard for UN Entities](#)

<p>How to read the Youth2030 UN Entity Snapshot</p>	<p>The snapshot</p> <ul style="list-style-type: none"> includes the entity's mandate, geographical presence and priority areas on Youth2030 summarizes the entity's self-reported progress for 2022 	<p>Insights are available on the entity's work</p> <ul style="list-style-type: none"> <input type="checkbox"/> FOR youth <input checked="" type="checkbox"/> WITH youth 	<p>18 KPIs organized in 42 questions:</p> <ul style="list-style-type: none"> 36 rated questions <ul style="list-style-type: none"> At milestone Moving forward Getting ready 6 non-rated questions, yielding qualitative insights 	<p>The 42 questions are:</p> <ul style="list-style-type: none"> 18 required 24 optional (as relevant to the mandate and geographical presence of the entity)
--	---	---	---	---

18 KPIs including 42 questions distributed across 10 areas of action

Themes	Areas of action	Scores FOR youth	Scores WITH youth
How is the entity advancing global commitments FOR youth and delivering them WITH youth?	Data, evidence, standards	✓ ✓ ✓ ✓ ✓ ✓ ✓ ✓ ✓	
	Support to Governments	✓ ✓	
	Programmes, projects, partnerships	✓ ✓ ✓	✓ ✓
	Knowledge and capacity	✓ ✓ ✓ ✓	
	Advocacy	✓ ✓ ✓	
How does the entity's strategic planning process support work FOR and WITH youth?	Strategic planning	✓ ✓ ✓ ✓ ✓ ✓	
	Funding and transparency	✓ ✓ ✓ ✓	✓
How is the entity organized to deliver coherently FOR and WITH youth?	Coordination*	✓	
	Internal capacities	✓ ✓ ✓	✓ ✓
	Youth workforce and internships	✓ ✓	

Part 1. Overview

Mandate

WIPO leads the development of a balanced and effective international intellectual property system that enables innovation and creativity for the benefit of all.

The entity works in the following fields

Support sustainable development and climate change	Protect and promote human rights	Maintain peace and security	Deliver humanitarian aid	Uphold international law
--	----------------------------------	-----------------------------	--------------------------	---------------------------------

Geographical presence

Global	Regional	Country
---------------	----------	---------

Action/functions on youth

Data and evidence	Assistance/advisory services	Financing	Advocacy	Operational and management support
Setting standards	Programmes and projects	Coordination	Communications, outreach, visibility	Oversight
Capacity-building	Partnerships	Other (specify)		

Youth2030 priority areas in line with the entity's mandate

<p>Priority area 1 Youth engagement, participation and advocacy</p> <ul style="list-style-type: none"> Partner with youth-led and youth-serving organizations^b Strengthen youth engagement mechanisms in UN entities Strengthen meaningful youth engagement in intergovernmental/multilateral forums Leverage technology and digital solutions for large-scale outreach to young people Amplify voices of young people and showcase their contributions 				
<p>Priority area 2 Informed and healthy foundations</p>	<p>Priority area 3 Economic empowerment through decent work</p>	<p>Priority area 4 Youth and human rights</p>	<p>Priority area 5 Peacebuilding and resilience-building</p>	

^a Reporting on KPI 14 has been simplified from four scores in 2021 to one score in 2022.

^b Includes a wide range of formal and informal communities of young people in the form of youth-led and youth-serving federations, unions, organizations, associations, councils, networks, clubs, movements, mechanisms and structures.

Part 2. Entity's performance

How to read: Required KPIs Optional KPIs FOR youth WITH youth

Scores: ● At milestone ● Moving forward ● Getting ready ● Not applicable

Qualitative reporting in [Youth2030 Progress Report 2023](#)

Short description of KPI	Questions	Year	KPI No.	2021		2022		2023		2024	
				Response	Rating	Response	Rating	Response	Rating	Response	Rating
1. How is the entity advancing global commitments FOR youth and delivering them WITH youth?											
A. Make data and evidence on youth available; set standards for work on youth											
Data on youth	Does the entity maintain databases on youth?	5.1	<input checked="" type="checkbox"/>	No	▽	No	▽				
	Does the entity spearhead development of new indicators on youth?	5.2	<input checked="" type="checkbox"/>	No	▽	No	▽				
	Did the entity make new data/data products on youth available in the year?	5.3	<input checked="" type="checkbox"/>	No	●	No	●				
	Does the entity harness big-data sources for insights on youth issues?	5.4	<input checked="" type="checkbox"/>	No	●	No	●				
Evidence on youth	Did the entity make new evidence on Youth2030 priority areas available in the year?	6.1	<input checked="" type="checkbox"/>	No	●	No	●				
	Did the entity publish best practices/lessons learned documentation on youth in the year?	6.2	<input checked="" type="checkbox"/>	No	▽	No	▽				
	Did the entity publish flagship/periodic reports on youth in the year?	6.3	<input checked="" type="checkbox"/>	No	▽	No	▽				
	Did the entity complete evaluations on youth in the year?	6.4	<input checked="" type="checkbox"/>	No	●	No	●				
Set standards	Did the entity publish new guidance and/or tools on Youth2030 priority areas in the year?	7	<input checked="" type="checkbox"/>	No	●	No	●				
B. Support efforts of Governments to work FOR and WITH youth											
Strengthen national policies	Did the entity strengthen national policies on youth/mainstream youth issues in the year?	9	<input checked="" type="checkbox"/>	no	●	n/a	●				
Leave No Youth Behind	Did the entity strengthen capacities of Governments to design and deliver Leave No Youth Behind strategies in the year?	10	<input checked="" type="checkbox"/>	no	●	n/a	●				
C. Establish programmes, projects and partnerships FOR and WITH youth											
Joint programmes and multistakeholder initiatives	Did the entity support joint programmes and/or multistakeholder initiatives ^a on youth in the year?	11	<input checked="" type="checkbox"/>	No	●	Yes	●				
Partnerships and investments for innovation	Did the entity establish partnerships for innovations on youth in the year?	12.1	<input checked="" type="checkbox"/>	No	●	Yes	●				
	Did the entity directly fund youth-led organizations ^a to undertake projects in the year?	12.2	<input checked="" type="checkbox"/>	Yes	●	Yes	●				
D. Build capacity of stakeholders and support exchange of knowledge on youth											
Build capacity of external stakeholders	Does the entity maintain knowledge portal(s) with information relevant to youth?	8.1	<input checked="" type="checkbox"/>	No	●	No	●				
	Did the entity invest in capacity-building of external stakeholders on youth in the year?	8.2	<input checked="" type="checkbox"/>	No	●	No	●				
	Does the entity support/host/partner with any open-source e-learning platforms for online learning?	8.3	<input checked="" type="checkbox"/>	Yes	●	Yes	●				
	Did the entity facilitate knowledge exchange on youth issues in the year?	8.4	<input checked="" type="checkbox"/>	Yes	●	Yes	●				
E. Advocate and communicate FOR and WITH youth											
Communication and advocacy	Did the entity support advocacy events on youth in intergovernmental forums/summits/conferences?	13.1	<input checked="" type="checkbox"/>	Yes	●	Yes	●				
	Did the entity support commemoration of international day events relevant to youth in the year?	13.2	<input checked="" type="checkbox"/>	Yes	●	Yes	●				
	Did the entity support/activate campaigns on Youth2030 priority areas in the year?	13.3	<input checked="" type="checkbox"/>	No	●	No	●				
Meaningful youth engagement in support to Governments	Were youth meaningfully engaged in entity support to Governments/intergovernmental processes ?	18.4	<input checked="" type="checkbox"/>	n/a	●	n/a	●				
Meaningful youth engagement in programmes, projects and campaigns	Were youth meaningfully engaged in UN-led programmes, projects and campaigns?	18.5	<input checked="" type="checkbox"/>	Yes	●	Yes	●				
2. How does the entity's strategic planning process support work FOR and WITH youth?											
A. Strategic planning											
Results for youth in strategic plans	Does the entity have guiding instruments (strategic plan/equivalent) for its work on youth?	1.1	<input checked="" type="checkbox"/>	Yes	▽	Yes	▽				
	Does the situational analysis in the entity's strategic plan include insights on youth issues ?	1.2	<input checked="" type="checkbox"/>	Yes	●	Yes	●				
	Does the strategic plan of the entity include results FOR youth ?	1.3	<input checked="" type="checkbox"/>	No	●	No	●				
Alignment of youth work in UN entities to Youth2030	Are the entity's programmes on youth aligned to Youth2030 priority areas ?	2.1	<input checked="" type="checkbox"/>	Yes	●	Yes	●				
	Does the human resources plan include work on strengthening internships and increasing the youth workforce ?	2.2	<input checked="" type="checkbox"/>	Yes	●	Yes	●				
	Does the entity's communication and advocacy strategy or plan include youth?	2.3	<input checked="" type="checkbox"/>	Yes	●	Yes	●				
B. Funding and transparency											
Funding for youth	Does the entity have a marker/tagging system to track resources on youth?	3.1	<input checked="" type="checkbox"/>	Yes	●	Yes	●				
	Did the entity spend/utilize the funding allocated for youth-related activities in the year?	3.2.1	<input checked="" type="checkbox"/>	No	●	No	●				
	Is information available on the proportion of the entity's total expenditure spent on youth-related activities in the year?	3.2.2	<input checked="" type="checkbox"/>	No	▽	No	▽				
Transparency	Did the annual report of the entity include results achieved/funds utilized on youth in the year?	4	<input checked="" type="checkbox"/>	No	●	No	●				
Meaningful youth engagement in entity processes	Were youth meaningfully engaged in entity processes , including in strategic planning processes?	18.3	<input checked="" type="checkbox"/>	No	●	Yes	●				
3. How is the entity organized to deliver coherently FOR and WITH youth?											
A. Coordination arrangements											
Inter-agency coordination	Was the entity engaged in inter-agency coordination on youth at global/regional levels in the year?	14	<input checked="" type="checkbox"/> ^d	n/a	⊗	Yes	●				
B. Internal capacities to deliver on Youth2030											
Internal capacities	Did the entity have personnel in place to deliver on the youth agenda in the year?	15.1	<input checked="" type="checkbox"/>	Yes	●	Yes	●				
	Does the entity have an internal coordination mechanism for its personnel working on youth?	15.2	<input checked="" type="checkbox"/> ^e	No	●	No	●				
	Did the entity invest in strengthening its organizational capacity on youth in the year?	15.3	<input checked="" type="checkbox"/>	No	●	No	●				
C. Youth workforce and internships											
Youth workforce	Does the entity undertake data-driven action to increase youth in its workforce and track progress?	16	<input checked="" type="checkbox"/>	Yes	●	Yes	●				
Fair and quality internships	Does the entity undertake data-driven action to improve internships and track progress?	17	<input checked="" type="checkbox"/>	Yes	●	Yes	●				
Policies, processes and platforms for meaningful youth engagement	Does the entity have in place policies, processes and platforms for meaningful youth engagement ?	18.1	<input checked="" type="checkbox"/>	Yes	●	Yes	●				
	Did the entity engage youth (groups) at the global/regional level in the year?	18.2	<input checked="" type="checkbox"/>	Yes	●	Yes	●				

^a Includes a range of programmes, projects and initiatives.

^d Reporting on KPI 14 has been simplified: global and regional inter-agency coordination are integrated into one score. For 2021 scores on KPI 14, please refer to [Youth2030 Snapshot Series 2022](#).

^e Required for entities with 2 or more offices in different locations (special case).

UNCT SNAPSHOT SERIES

GLOBAL SNAPSHOT

In 2022, all 131 UNCTs self-reported on their progress on Youth2030 implementation in UN INFO, Information Management System Survey^a

<p>How to read the Youth2030 global snapshot</p>	<p>The snapshot aggregates self-reported data across all 131 UNCTs^b on their work ▽ FOR and ▼ WITH youth</p>	<p>Performance scores (2022) are available for 131 UNCTs across 19 key performance indicators (KPIs) and 26 scores^c</p>	<p>Time trends (2021–2022) include comparable data across 130 UNCTs^d and 23 scores^e</p>
---	---	---	--

19 KPIs are organized in 4 areas of action

26 scores are distributed across 4 areas of action



Performance ratings are generated on a **three-point RYG (Red-Yellow-Green) scale:**

- At milestone
- Moving forward
- Getting ready

Detailed information on KPIs, with scoring criteria and thresholds, is set out in the [Youth2030 UNCT Scorecard](#) ↗

Performance scores (2022) and performance trends (2021–2022)

- UNCTs that:
- Made progress
 - Saw no change
 - Fell behind

- KPIs/scores that:
- Made progress
 - Saw no change
 - Fell behind

Insights are available on:

- Top progressors (2021–2022)
- Top performers (2022)
- KPIs/scores with the most improvement (2021–2022)
- KPIs/scores with the most ● (2022)

Calculation and definitions

Performance trends are based on “net change”

“Net change” in UNCTs or KPIs/scores^f =

Number showing positive change minus number showing negative change

Net positive change = Made progress

Zero net change = Saw no change

Net negative change = Fell behind

Top performers (2022):

Top 3 UNCTs with the maximum number of ● in 2022

KPIs/scores with the most ● (2022):

Top 3 KPIs/scores with the maximum number of ● in 2022

Top progressors (2021–2022):

Top 3 UNCTs with improvement in at least one third of scores in 2022 compared with 2021

KPIs/scores with the most improvement (2021–2022):

Top 3 KPIs/scores with improvement in at least 10% of UNCTs in 2022 compared with 2021



How to read: ▾ FOR youth ▼ WITH youth

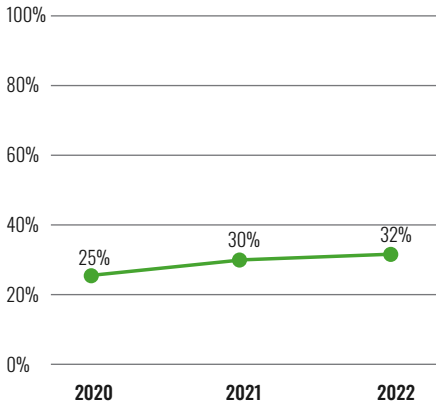
At milestone Moving forward Getting ready

Overview

Overall, UNCTs worldwide made progress:

- scores improved from 30% (2021) to 32% (2022)
- scores decreased from 34% (2021) to 32% (2022)

Percentage of scores at milestone



UNCTs:

- 85% (111 of 130) of UNCTs made progress;
- 15% (19 of 130) saw no change;
- None fell behind.

KPIs/scores:

- 87% (20 of 23) of scores improved;
- 4% (1 of 23) saw no change – KPI 9 (youth workforce);
- 9% (2 of 23) fell behind – KPI 10 (youth internships), KPI 12.2 (policy alignment).

Regional performance (2022):

1. Europe and Central Asia 44% of scores
2. Africa 33% of scores
3. Asia-Pacific 31% of scores
4. Latin America and the Caribbean, Arab States 26% of scores

Top performers (2022):

1. Chad 85% of scores
2. Kosovo^h 81% of scores
3. Albania, Costa Rica 77% of scores

KPIs/scores with the most (2022):

1. KPI 6.2 Youth groups engaged 71% of UNCTs
2. KPI 7 Youth coordination – UNCTs 58% of UNCTs
3. KPI 3.1 Youth2030 in joint workplan 56% of UNCTs

Top progressors (2021–2022):

- Equatorial Guinea, Yemen Improved across 52% of scores
- Barbados, Chad Improved across 48% of scores

Top KPIs/scores with the most improvement (2021–2022):

- KPI 19 Communication and advocacy Improved across 32% of UNCTs
- KPI 18 UNCTs, youth and knowledge exchange
- KPI 15 Youth in design, monitoring and review of in-country programmes Improved across 22% of UNCTs
- KPI 16 In-country youth coordination mechanisms

UNCT support to Governments on youth and SDGs

How to read:

▾ UNCTs self-reported on their support FOR youth across seven areas:

- Leave No Youth Behind
- Policy alignment
- Policy coherence
- Public finance
- Disaggregated data on youth for decision-making
- Youth engagement in the design, monitoring and review of in-country programmes
- In-country youth coordination mechanisms

▼ UNCTs also self-reported on how they supported the above actions WITH youth

UNCTs worldwide made progress in this area of action:

- scores improved from 24% (2021) to 27% (2022);
- scores decreased from 25% to 21%

UNCTs:

- 49% (63 of 129) of UNCTs made progress;
- 27% (35 of 129) saw no change;
- 24% (31 of 129) fell behind.

KPIs/scores:

- 88% (7 of 8) of KPIs/scores made progress;
- 12% (1 of 8) fell behind – KPI 12.2 (policy coherence)

Top performers (2022):

- Albania, Costa Rica, Gambia (the), Kosovo, Madagascar, Mali 88% of scores

KPIs/scores with the most (2022):

1. KPI 12.1 Policy alignment 40% of UNCTs
2. KPI 6.4 Support to Governments – WITH youth 38% of UNCTs

Top progressors (2021–2022):

- Madagascar, Mexico, Syrian Arab Republic, Zambia Improved across 75% of scores

Top KPIs/scores with the most improvement (2021–2022):

- KPI 15 Youth in design, monitoring and review of in-country programmes Improved across 22% of scores
- KPI 16 In-country youth coordination mechanisms
- KPI 12.1 Policy alignment Improved across 18% of scores

Insights by KPI (2022):

- 77% (100 of 130) of UNCTs supported action in at least one area.
- 22% (29 of 130) of UNCTs supported action in at least 4 areas.
- 5% (6 of 130) of UNCTs supported action across 7 areas.

Top areas supported:

1. Policy alignment (98% of UNCTs)
2. Disaggregated data (90% of UNCTs)
3. Engaging youth in design, monitoring, review (89% of UNCTs)

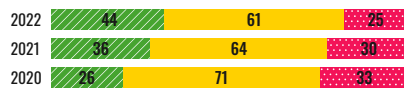
Top sectors supported:

1. Education (95% of UNCTs)
2. Health (85% of UNCTs)
3. Employment/labour (84% of UNCTs)

Support FOR and WITH youth:^g

- Policy alignment FOR youth (98%); WITH youth (69%)
- Disaggregated data FOR youth (90%); WITH youth (66%)
- Design, monitoring, review WITH youth (89%); FOR youth (47%)


▾ KPI 11 Leave No Youth Behind




▾ KPI 12.1 Policy alignment




▾ KPI 12.2 Policy coherence




▾ KPI 13 Public finance




▾ KPI 14 Disaggregated data



▾ KPI 15 Youth in design, monitoring, review



▾ KPI 16 In-country youth coordination



▼ KPI 6.4 UNCT support to Governments – WITH youth



UNCTs youth-led solutions, knowledge exchange, communication and advocacy

How to read:

- ▽ UNCTs self-reported on their support FOR youth across three areas:
 - Investments in youth-led solutions
 - Knowledge exchange
 - Communication and advocacy
- ▼ UNCTs also self-reported on how they supported the above actions WITH youth

UNCTs worldwide made progress in this area of action:

- scores improved from 29% (2021) to 41% (2022);
- scores decreased from 27% (2021) to 23% (2022).

UNCTs:

- 48% (63 of 130) of UNCTs made progress;
- 36% (47 of 130) saw no change;
- 15% (20 of 130) fell behind.

KPIs/scores:

All 100% (4 of 4) KPIs/scores made progress

Top performers (2022):

Albania, Barbados, Bhutan, Cabo Verde, Chad, Gambia (the), 100% ●
Jamaica, Kosovo, North Macedonia, Pakistan, Rwanda, Serbia, Thailand, Uzbekistan, Zimbabwe

KPIs/scores with the most (2022):

1. KPI 6.5 UNCT-led projects – WITH youth 53% ●
2. KPI 19 Communication and advocacy 38% ●
3. KPI 18 UNCTs, youth and knowledge exchange 36% ●

Top progressors (2021–2022):

- Barbados Improved across 100% of scores
- Afghanistan, Belarus, Congo, Equatorial Guinea, Iran, Yemen Improved across 75% of scores

Top KPIs/scores with the most improvement (2021–2022):

- KPI 19 Communication and advocacy Improved across 32% of UNCTs
- KPI 18 UNCTs, youth and knowledge exchange Improved across 22% of UNCTs


Insights by KPI (2022):

- 86% (113 of 131) of UNCTs supported investments in youth-led solutions; 77% (87 of 113) of these UNCTs carried out such investments WITH youth.
- 48% (63 of 131) of UNCTs included youth components in their knowledge-exchange plans; 84% (53 of 63) of these UNCTs carried out the knowledge-exchange activities WITH youth.
- 76% (99 of 131) of UNCTs included youth in joint communication and advocacy plans; 90% (89 of 99) of these UNCTs activated campaigns WITH youth. 45% (59 of 131) included considerations to ensure accessibility for youth with disabilities.

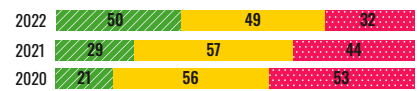
▽ KPI 17 Investments in youth-led solutions



▽ KPI 18 Knowledge exchange



▽ KPI 19 Communication and advocacy



▼ KPI 6.5 UNCT-led projects – WITH youth



Youth focus in UN Sustainable Development Cooperation Frameworks (UNSDCFs)

How to read:

- ▽ UNCTs self-reported on their support FOR youth across seven areas:
 - Youth situational analyses in common country analyses
 - Results for youth in UNSDCF
 - Youth2030 in joint workplans
 - Youth2030 in Business Operations Strategy (BOS) implementation plans
 - Funding for youth results (proportion of planned funds available)
 - Funding for youth results (proportion of available funds utilized)
 - Transparency of youth results in UNCTs
- ▼ UNCTs also self-reported on how they supported the above actions WITH youth

UNCTs worldwide made progress in this area of action:

- While ● scores saw no change at 36% (2021 and 2022),
- scores decreased from 38% (2021) to 32% (2022).

UNCTs:

- 35% (45 of 130) of UNCTs made progress;
- 37% (48 of 130) saw no change;
- 28% (37 of 130) fell behind.

KPIs/scores:

All (100%) (6 of 6) of KPIs/scores made progress

Top performers (2022):

1. Chad, Costa Rica 88% ●
2. Bosnia and Herzegovina, Kosovo, Rwanda, Thailand, Zambia, Zimbabwe 75% ●

KPIs/scores with the most (2022):

1. KPI 3.1 Joint workplans 56% ●
2. KPI 6.3 UNCTs processes – WITH youth 44% ●
3. KPI 2 Results for youth 42% ●

Top progressors (2021–2022):

- Afghanistan Improved across 83% of scores
- Chad, Equatorial Guinea, Mozambique Improved across 67% of scores

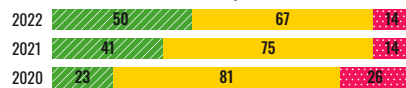
Top KPIs/scores with the most improvement (2021–2022):

- KPI 4.2 Public finance Improved in 19% of UNCTs
- KPI 1 Youth situational analysis Improved in 15% of UNCTs
- KPI 3.1 Joint workplans Improved in 15% of UNCTs
- KPI 4.1 Funding (planned vs. available) Improved in 14% of UNCTs

Insights by KPI (2022):

- 92% (121 of 131) of UNCTs included results for youth in UN Sustainable Development Cooperation Framework (UNSDCFs); 90% (109 of 121) of the Cooperation Frameworks (CFs) were backed by a youth situational analysis.
- 94% (123 of 131) of UNCTs included Youth2030 programme priorities in their joint workplans.
- 20% (26 of 131) of UNCTs included Youth2030 priorities in their Business Operations Strategy (BOS) implementation plans.
- 53% (69 of 131) of UNCTs had information on funding (planned, available or utilized) on youth.
- 85% (111 of 131) of UNCTs included details on youth programming in publicly available annual reports.
- UNCTs designed and implemented their UNSDCF together WITH youth:
 - 89% (117 of 131) UNCTs included youth situational analysis in CCA, 62% (73 of 117) of the CCAs were done WITH youth.
 - 92% (121 of 131) UNCTs included results for youth in UNSDCF, 58% (70 of 121) of CFs were done WITH youth.

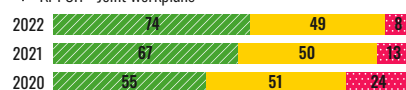
▽ KPI 1 Youth situational analyses



▽ KPI 2 Results for youth




▽ KPI 3.1 Joint workplans




▽ KPI 3.2 Business Operations Strategy



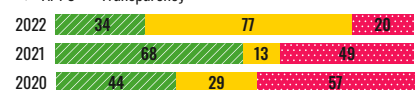
▽ KPI 4.1 Funding (planned vs. available)



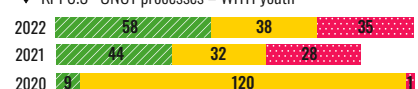
▽ KPI 4.2 Funding (available vs. utilized)



▽ KPI 5 Transparency



▼ KPI 6.3 UNCT processes – WITH youth



UNCT leadership, culture, architecture and capacities for youth

How to read:

▽ UNCTs self-reported on their support FOR youth across six areas:

- Internal youth coordination architecture
- Capacities for Youth2030 implementation
- Youth workforce
- Fair and quality internships
- Policies and processes in UNCTs for meaningful youth engagement
- Diversity of youth engaged by the UNCTs

▼ UNCTs also self-reported on how they supported the above actions WITH youth

UNCTs worldwide made progress in this area of action:

● scores decreased from 31% (2021) to 29% (2022);

● scores saw no change at 49% (2021 and 2022).

UNCTs:

- 35% (45 of 130) of UNCTs made progress;
- 45% (58 of 130) saw no change;
- 21% (27 of 130) fell behind.

KPIs/scores:

- 60% (3 of 5) of KPIs/scores made progress;
- 12% (16 of 130) of UNCTs improved their scores.

Top performers (2022):

1. Chad 100% ●
2. Albania, Barbados, Cameroon, Guatemala, Kosovo, Niger, Serbia, Thailand, Türkiye 67% ●

KPIs/scores with the most ● (2022):

1. KPI 6.2 Youth groups engaged 72% ●
2. KPI 7 Youth coordination – UNCTs 58% ●
3. KPI 8 Capacities 28% ●

Top progressors (2021–2022):

- Chad Improved across 100% of scores
- Indonesia, Türkiye Improved across 60% of scores

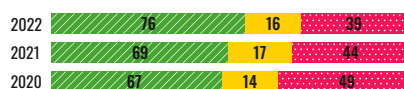
Top KPIs/scores with the most improvement (2021–2022):

1. KPI 6.1 Policy and processes for meaningful youth engagement Improved in 18% of UNCTs
2. KPI 6.2 Diversity of youth engaged Improved in 14% of UNCTs
3. KPI 7 Youth coordination – UNCTs Improved in 12% of UNCTs


Insights by KPI (2022):

- 70% (92 of 131) of UNCTs coordinated through a results group/ thematic group/task team for joint action on youth.
- 13% (17 of 131) of UNCTs included actions to strengthen internships; 15% (20 of 131) included actions to improve the proportion of youth in their workforce.
- 40% (53 of 131) of UNCTs engaged all 4 categories of youth (groups); the commonest category of youth engaged were networks of youth 94% (123 of 131).
- Networks of youth engaged by UNCTs:
 - Girls and young women (79%) (104 of 131)
 - Youth at grassroots level (73%) (96 of 131)
 - Youth with disabilities (65%) (85 of 131)
 - Migrant youth (47%) (61 of 131)
 - LGBTIQ+ (45%) (59 of 131)
 - Refugee youth (43%) (56 of 131)
 - Youth living with HIV (42%) (55 of 131)
 - Youth in conflict-affected areas (30%) (39 of 131)
 - Indigenous youth (20%) (26 of 131).
- Policies and processes for meaningful youth engagement in place in:
 - 14% (18 of 131) of UNCTs (complete or almost complete)
 - 44% (57 of 131) of UNCTs (partial)
 - 43% (56 of 131) of UNCTs (none or only one met).

▽ KPI 7 Youth coordination – UNCTs



▽ KPI 8 Capacities




▽ KPI 9 Youth workforce




▽ KPI 10 Internships



▼ KPI 6.1 Policies and processes for meaningful youth engagement



▼ KPI 6.2 Diversity of youth engaged



a UN INFO, Information Management System Survey, managed by the UN Development Coordination Office (DCO).

b The complete list of UNCTs that self-reported across the five regions in IMS in 2022 is available on one page at [\[link\]](#)

c For 130 UNCTs, all 26 performance scores are available; for UNCT-Iran, 18 performance scores are available, excluding 8 scores on "UNCT support to Governments on youth and SDGs".

d Excluding UNCT Micronesia (New UNCT established in 2022).

e For 129 UNCTs (excluding Iran and Micronesia), time trends are available for 23 KPIs, excluding KPIs 5, 6.3, 8 due to revisions in scoring/data availability. For UNCT Iran, time trends are available for 18 scores, excluding 8 scores on "UNCT support to Governments on youth and SDGs". UNCT Micronesia reported for the first time, thus time trends not yet available.

f Net change aggregates changes in individual KPI/score level as follows:

(a) positive (● to ●; ● to ●; ● to ●); (b) negative (● to ●; ● to ●; ● to ●); or (c) reflecting no change.

g Includes UNCTs that support at least 1 area/sector/criteria.

h All references to Kosovo shall be understood in the context of Security Council resolution 1244 (1999).



REGIONAL SNAPSHOTS

In 2022, all 53 UNCTs in the African region self-reported on their progress on Youth2030 implementation in UN INFO, Information Management System Survey^a

How to read the Youth2030 regional snapshot	The snapshot aggregates self-reported data across 53 UNCTs ^a on their work ▽ FOR and ▼ WITH youth	Performance scores (2022) are available for 53 UNCTs across 19 key performance indicators (KPIs) and 26 scores	Time trends (2021–2022) include comparable data across 10 UNCTs and 23 scores
--	---	--	---

19 KPIs are organized in **4 areas of action**

26 scores are distributed across 4 areas of action



Performance ratings are generated on a three-point RYG (Red-Yellow-Green) scale:	At milestone	Moving forward	Getting ready
Detailed information on KPIs, with scoring criteria and thresholds, is set out in the Youth2030 UNCT Scorecard			

Performance scores (2022) and performance trends (2021–2022)	UNCTs that: <ul style="list-style-type: none"> • Made progress • Saw no change • Fell behind 	KPIs/scores that: <ul style="list-style-type: none"> • Made progress • Saw no change • Fell behind 	Insights are available on: <ul style="list-style-type: none"> • Top progressors (2021–2022) • KPIs/scores with the most improvement (2021–2022) • Top performers (2022) • KPIs/scores with the most (2022)
---	---	---	--

Calculation and definitions

Performance trends are based on “net change”

“Net change” in UNCTs or KPIs/scores^a =

Number showing positive change minus number showing negative change

Net positive change = Made progress

Zero net change = Saw no change

Net negative change = Fell behind

Top performers (2022):

Top 3 UNCTs with the maximum number of in 2022

KPIs/scores with the most (2022):

Top 3 KPIs/scores with the maximum number of in 2022

Top progressors (2021–2022):

Top 3 UNCTs with improvement in at least one third of scores in 2022 compared with 2021

KPIs/scores with the most improvement (2021–2022):

Top 3 KPIs/scores with improvement in at least 10% of UNCTs in 2022 compared with 2021

How to read: ▽ FOR youth ▼ WITH youth

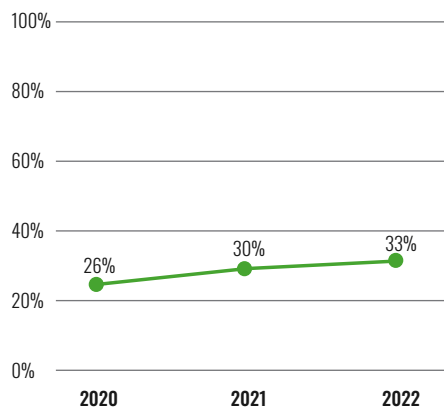
At milestone Moving forward Getting ready

Overview

Overall, UNCTs in the Africa made progress:

- scores improved from 30% (2021) to 33% (2022)
- scores decreased from 33% (2021) to 29% (2022)

Percentage of scores at milestone



UNCTs:

- 60% (32 of 53) made progress
- 13% (7 of 53) saw no change
- 26% (14 of 53) fell behind

KPIs/scores:

- 78% (18 of 23) made progress
- 17% (4 of 23) saw no change
- 4% (1 of 23) fell behind — KPI 17 Investments in youth-led solutions

Top performers (2022):

1. Chad 85% of scores
2. Gambia (the), Liberia, Niger, Zambia, Zimbabwe 62% of scores

KPIs/scores with the most (2022):

1. KPI 6.2 Youth groups engaged 60% of UNCTs
2. KPI 3.1 Youth2030 in joint workplans 58% of UNCTs
3. KPI 7 Youth coordination – UNCTs 57% of UNCTs

Top progressors (2021–2022):

- Equatorial Guinea Improved in 52% of scores
- Chad Improved in 48% of scores

Top KPIs/scores with the most improvement (2021–2022):

- KPI 18 Knowledge exchange Improved in 30% of UNCTs
- KPI 15 Youth in design, monitoring, review
- KPI 19 Communication and advocacy Improved in 26% of UNCTs
- KPI 4.2 Funding (available vs. utilized)

UNCT support to Governments on youth and SDGs

How to read:

▽ UNCTs self-reported on their support FOR youth across seven areas:

- Leave No Youth Behind
- Policy alignment
- Policy coherence
- Public finance
- Disaggregated data on youth for decision-making
- Youth engagement in the design, monitoring and review of in-country programmes
- In-country youth coordination mechanisms

▼ UNCTs also self-reported on how they supported the above actions WITH youth

UNCTs in Africa made progress in this area of action:

- scores improved from 23% (2021) to 27% (2022)
- scores decreased from 39% (2021) to 29% (2022)

UNCTs:

- 55% (29 of 53) made progress
- 25% (13 of 53) saw no change
- 21% (11 of 53) fell behind

KPIs/scores:

100% (8 of 8) made progress

Top performers (2022):

1. Gambia (the), Madagascar, Mali 88% of scores
2. Niger 75% of scores
3. Chad, Liberia 63% of scores

KPIs/scores with the most (2022):

1. KPI 12.1 Policy alignment 42% of UNCTs
2. KPI 6.4 Support to Governments – WITH youth 40% of UNCTs
3. KPI 16 In-country youth coordination 38% of UNCTs

Top progressors (2021–2022):

- Madagascar, Zambia Improved in 75% of scores
- Sudan Improved in 63% of scores

Top KPIs/scores with the most improvement (2021–2022):

- KPI 15 Youth in design, monitoring and review Improved in 30% of UNCTs
- KPI 12.2 Policy coherence Improved in 26% of UNCTs
- KPI 6.4 Support to Governments – WITH youth Improved in 21% of UNCTs
- KPI 16 In-country youth coordination

Insights by KPI (2022):

- 81% (43 of 53) of UNCTs supported action in at least 1 area.
- 17% (9 of 53) of UNCTs supported action in at least 4 areas.
- 6% (3 of 53) of UNCTs supported action across 7 areas.

Top areas supported:

1. Policy alignment (100% of UNCTs)
2. Public finance (92% of UNCTs)
3. Disaggregated data (91% of UNCTs)


Top sectors supported:

1. Education (96% of UNCTs)
2. Health (89% of UNCTs)
3. Youth/Youth & sport/Youth & culture (87% of UNCTs)

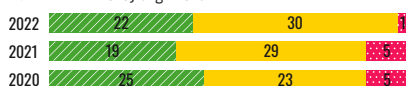
Support FOR and WITH youth:^d

- Policy alignment FOR youth (100%); WITH youth (74%)
- Public finance WITH youth (92%); FOR youth (37%)
- Disaggregated data FOR youth (91%); WITH youth (58%)

▽ KPI 11 Leave No Youth Behind




▽ KPI 12.1 Policy alignment




▽ KPI 12.2 Policy coherence




▽ KPI 13 Public finance



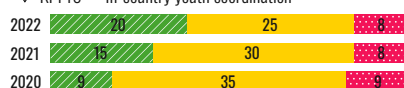
▽ KPI 14 Disaggregated data



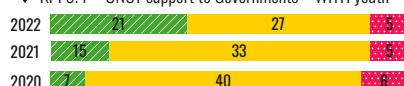
▽ KPI 15 Youth in design, monitoring, review



▽ KPI 16 In-country youth coordination



▼ KPI 6.4 UNCT support to Governments – WITH youth



How to read: ▾ FOR youth ▼ WITH youth

At milestone Moving forward Getting ready

UNCTs youth-led solutions, knowledge exchange, communication and advocacy

How to read:

- ▾ UNCTs self-reported on their support FOR youth across three areas:
 - Investments in youth-led solutions
 - Knowledge exchange
 - Communication and advocacy
- ▼ UNCTs also self-reported on how they supported the above actions WITH youth

UNCTs in Africa made progress in this area of action:

- scores improved from 29% (2021) to 39% (2022)
- scores decreased from 28% (2021) to 24% (2022)

UNCTs:

- 51% (27 of 53) made progress
- 32% (17 of 53) saw no change
- 17% (9 of 53) fell behind

KPIs/scores:

- 75% (3 of 4) made progress
- 25% (1 of 4) fell behind — KPI 17 Investments in youth-led solutions

Top performers (2022):

- Cabo Verde, Chad, Gambia (the), Rwanda, Zimbabwe 100%

KPIs/scores with the most (2022):

- KPI 6.5 UNCT-led projects – WITH youth 53%
- KPI 18 Knowledge exchange 43%
- KPI 19 Communication and advocacy 32%

Top progressors (2021–2022):

- Congo, Equatorial Guinea Improved in 75% of scores

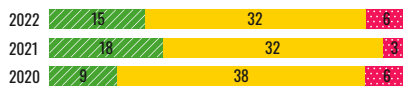
Top KPIs/scores with the most improvement (2021–2022):

- KPI 18 Knowledge exchange Improved in 30% of UNCTs
- KPI 19 Communication and advocacy Improved in 26% of UNCTs
- KPI 6.5 UNCT-led projects – WITH youth Improved in 23% of UNCTs


Insights by KPI (2022):

- 89% (47 of 53) of UNCTs supported investments in youth-led solutions. 81% (38 of 47) of these UNCTs carried out such investments WITH youth.
- 64% (34 of 53) of UNCTs included youth in joint communication and advocacy plans: 91% (31 of 34) of these UNCTs activated campaigns WITH youth.
- 53% (28 of 53) of UNCTs included youth components in their knowledge-exchange plans: 75% (21 of 28) of these UNCTs carried out the knowledge-exchange activities WITH youth.


▾ KPI 17 Investments in youth-led solutions



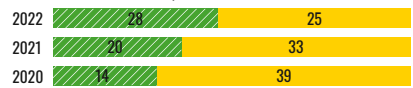
▾ KPI 18 Knowledge exchange



▾ KPI 19 Communication and advocacy



▼ KPI 6.5 UNCT-led projects – WITH youth



Youth focus in UN Sustainable Development Cooperation Frameworks (UNSDCFs)

How to read:

- ▾ UNCTs self-reported on their support FOR youth across seven areas:
 - Youth situational analyses in common country analyses
 - Results for youth in UNSDCFs
 - Youth2030 in joint workplans
 - Youth2030 in Business Operations Strategy (BOS) implementation plans
 - Funding for youth results (proportion of planned funds available)
 - Funding for youth results (proportion of available funds utilized)
 - Transparency of youth results in UNCTs
- ▼ UNCTs also self-reported on how they supported the above actions WITH youth

UNCTs in Africa made progress in this area of action:

- scores improved from 38% (2021) to 39% (2022)
- scores decreased from 37% (2021) to 30% (2022)

UNCTs:

- 36% (19 of 53) made progress
- 38% (20 of 53) saw no change
- 26% (14 of 53) fell behind

KPIs/scores:

- 83% (5 of 6) made progress
- 17% (1 of 6) saw no change — KPI 1 Youth situational analyses

Top performers (2022):

- Chad, 88%
- Rwanda, Zambia, Zimbabwe 75%

KPIs/scores with the most (2022):

- KPI 3.1 Joint workplans 58%
- KPI 2 Results for youth 55%
- KPI 6.3 UNCTs processes – WITH youth 47%

Top progressors (2021–2022):

- Chad, Equatorial Guinea, Mozambique Improved in 67% of scores

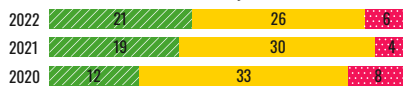
Top KPIs/scores with the most improvement (2021–2022):

- KPI 4.1 Funding (available vs. utilized) Improved in 26% of UNCTs
- KPI 4.2 Funding (planned vs. available) Improved in 17% of UNCTs
- KPI 3.1 Joint workplans Improved in 17% of UNCTs

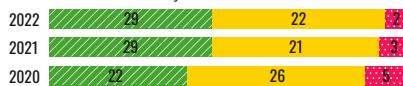
Insights by KPI (2022):

- 96% (51 of 53) of UNCTs included results for youth in United Nations Sustainable Development Cooperation Framework (UNSDCFs); 90% (46 of 51) of UNCTs were backed by a youth situational analysis.
- 92% (49 of 53) of UNCTs included Youth2030 programme priorities in their joint workplans.
- 85% (45 of 53) of UNCTs included details on joint programming on youth in publicly available annual reports.
- 55% (29 of 53) of UNCTs had information on funding (planned, available or utilized) on youth.
- 26% (14 of 53) of UNCTs included Youth2030 priorities in their Business Operations Strategy (BOS) implementation plans.
- UNCTs designed and implemented their UNSDCF together WITH youth:
 - 89% (47 of 53) UNCTs included youth situational analysis in the UN Common Country Analysis (CCA), 68% (32 of 47) of the CCAs were done WITH youth.
 - 96% (51 of 53) UNCTs included results for youth in UNSDCF, 59% (30 of 53) of Cooperation Frameworks (CFs) were done WITH youth.

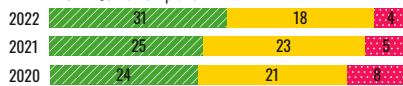
▾ KPI 1 Youth situational analyses




▾ KPI 2 Results for youth




▾ KPI 3.1 Joint workplans



▾ KPI 3.2 Business Operations Strategy



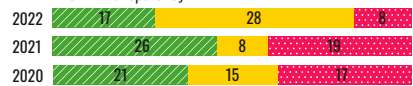
▾ KPI 4.1 Funding (available vs. utilized)




▾ KPI 4.2 Funding (planned vs. available)



▾ KPI 5 Transparency



▼ KPI 6.3 UNCT processes – WITH youth



How to read: ▾ FOR youth ▼ WITH youth

At milestone Moving forward Getting ready

UNCT leadership, culture, architecture and capacities for youth

How to read:

▾ UNCTs self-reported on their support FOR youth across three areas:

- Internal youth coordination architecture
- Capacities for Youth2030 implementation
- Youth workforce
- Fair and quality internships
- Policies and processes in UNCTs for meaningful youth engagement
- Diversity of youth engaged by the UNCTs

▼ UNCTs also self-reported on how they supported the above actions WITH youth

UNCTs in Africa fell behind in this area of action:

- scores decreased from 30% (2021) to 28% (2022)
- scores increased at 46% (2021) to 47% (2022)

UNCTs:

- 32% (17 of 53) made progress
- 43% (23 of 53) saw no change
- 25% (13 of 53) fell behind

KPIs/scores:

- 40% (2 of 5) made progress
- 60% (3 of 5) saw no change — KPI 7 Youth coordination – UNCTs, KPI 9 Youth workforce, KPI 10 Internships

Top performers (2022):

1. Chad 100%
2. Cameroon 67%
3. Niger 67%

KPIs/scores with the most (2022):

1. KPI 6.2 Youth groups engaged 60%
2. KPI 7 Youth coordination – UNCTs 57%
3. KPI 8 Capacities 38%

Top progressors (2021–2022):

- Chad Improved in 100% of scores
- Burkina Faso, Democratic Republic of the Congo, Equatorial Guinea, Togo, Zimbabwe Improved in 40% of scores

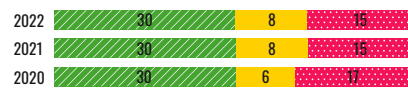
Top KPIs/scores with the most improvement (2021–2022):

- KPI 6.1 Policy and processes for meaningful youth engagement Improved in 17% of UNCTs
- KPI 6.2 Diversity of youth engaged Improved in 17% of UNCTs


Insights by KPI (2022):

- 57% (30 of 53) of UNCTs were coordinated through a results group/thematic group/task team for joint action on youth.
- 17% (9 of 53) UNCTs included actions to strengthen internships; 21% (11 of 53) included actions to improve the proportion of youth in their workforce.
- 25% (13 of 53) of UNCTs engaged all 4 categories of youth (groups); networks of youth, both formal and informal were most frequently engaged 89% (47 of 53) of UNCTs.
- Networks of youth engaged by UNCTs:
 - Girls and young women 70% (37 of 53)
 - Youth at grassroots level 74% (39 of 53)
 - Youth with disabilities 57% (30 of 53)
 - Migrant youth 40% (21 of 53)
 - LGBTQI+ 26% (14 of 53)
 - Refugee youth 42% (22 of 53)
 - Youth living with HIV 45% (24 of 53)
 - Youth in conflict – affected areas 28% (15 of 53)
 - Indigenous youth 9.4% (5 of 53).
- Policies and processes for meaningful youth engagement in place in:
 - 8% (4 of 53) of UNCTs (complete or almost complete)
 - 47% (25 of 53) of UNCTs (partial)
 - 45% (24 of 53) of UNCTs (none or only one met).

▾ KPI 7 Youth coordination – UNCTs



▾ KPI 8 Capacities




▾ KPI 9 Youth workforce



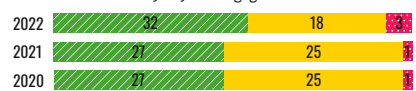
▾ KPI 10 Internships



▼ KPI 6.1 Policies and processes for meaningful youth engagement



▼ KPI 6.2 Diversity of youth engaged



^a UN INFO, Information Management System Survey, managed by the UN Development Coordination Office (DCO).

^b The complete list of UNCTs that self-reported across the five UNDCO regions in IMS in 2022 is available [↗](#)

^c Net change aggregates changes in individual KPI/score levels as follows:

(a) positive (● to ●; ● to ●; ● to ●); (b) negative (● to ●; ● to ●); or (c) reflecting no change.

^d Includes UNCTs that support at least 1 area/sector/criterion.

In 2022, all 10 UNCTs in the Arab States region self-reported on their progress on Youth2030 implementation in UN INFO, Information Management System Survey^a

How to read the Youth2030 regional snapshot	The snapshot aggregates self-reported data across 10 UNCTs ^b on their work ▽ FOR and ▼ WITH youth	Performance scores (2022) are available for 10 UNCTs across 19 key performance indicators (KPIs) and 26 scores	Time trends (2021–2022) include comparable data across 10 UNCTs and 23 scores
--	---	---	--

19 KPIs are organized in 4 areas of action

26 scores are distributed across 4 areas of action

Captures how UNCTs support action FOR and WITH youth

UNCT support to Governments on youth and SDGs



UNCTs youth-led solutions, knowledge exchange, communication and advocacy



Outlines how UNCTs are internally organized to deliver FOR and WITH youth

Youth focus in UN Sustainable Development Cooperation Frameworks



UNCT leadership, culture, architecture and capacities for youth



Performance ratings are generated on a three-point RYG (Red-Yellow-Green) scale:	At milestone	Moving forward	Getting ready
Detailed information on KPIs, with scoring criteria and thresholds, is set out in the Youth2030 UNCT Scorecard			

Performance scores (2022) and performance trends (2021–2022)	UNCTs that: <ul style="list-style-type: none"> • Made progress • Saw no change • Fell behind 	KPIs/scores that: <ul style="list-style-type: none"> • Made progress • Saw no change • Fell behind 	Insights are available on: <ul style="list-style-type: none"> • Top progressors (2021–2022) • KPIs/scores with the most improvement (2021–2022) • Top performers (2022) • KPIs/scores with the most
---	---	---	---

Calculation and definitions

Performance trends are based on “net change”

“Net change” in UNCTs or KPIs/scores^c =

Number showing positive change minus number showing negative change

Net positive change = Made progress

Zero net change = Saw no change

Net negative change = Fell behind

Top performers (2022):

Top 3 UNCTs with the maximum number of in 2022

KPIs/scores with the most (2022):

Top 3 KPIs/scores with the maximum number of in 2022

Top progressors (2021–2022):

Top 3 UNCTs with improvement in at least one third of scores in 2022 compared with 2021

KPIs/scores with the most improvement (2021–2022):

Top 3 KPIs/scores with improvement in at least 10% of UNCTs in 2022 compared with 2021

How to read: ▽ FOR youth ▼ WITH youth

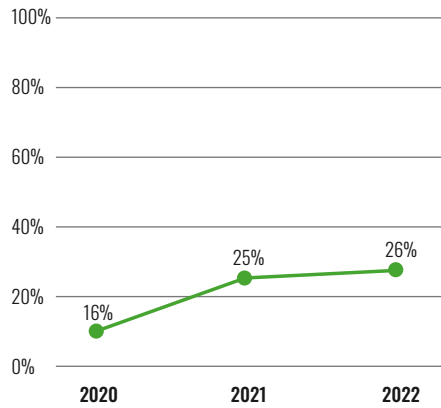
At milestone Moving forward Getting ready

Overview

Overall, UNCTs in the Arab States made progress:

- scores improved from 25% (2021) to 26% (2022)

Percentage of scores at milestone



UNCTs:

- 30% (3 of 10) made progress
- 50% (5 of 10) saw no change
- 20% (2 of 10) fell behind

KPIs/scores:

- 48% (11 of 23) made progress
- 39% (9 of 23) saw no change
- 13% (3 of 23) fell behind — KPI 4.2 Funding (available vs. utilized), KPI 10 Internships, KPI 12.2 Policy coherence

Top performers (2022):

1. State of Palestine, Yemen 42% of scores ●
2. Kuwait, Iraq 38% of scores ●

KPIs/scores with the most (2022):

1. KPI 6.2 Youth groups engaged 70% of UNCTs ●
2. KPI 3.1 Youth2030 in joint workplans 60% of UNCTs ●
3. KPI 7 Youth coordination – UNCTs 50% of UNCTs ●

Top progressors (2021–2022):

- Yemen Improved in 52% of scores
- Syrian Arab Republic Improved in 35% of scores

Top KPIs/scores with the most improvement (2021–2022):

- KPI 6.4 UNCT support to Governments – WITH youth Improved in 40% of UNCTs
- KPI 12.1 Policy alignment Improved in 30% of UNCTs
- KPI 14 Disaggregated data Improved in 30% of UNCTs
- KPI 19 Communication and advocacy Improved in 30% of UNCTs

UNCT support to Governments on youth and SDGs

How to read:

▽ UNCTs self-reported on their support FOR youth across seven areas:

- Leave No Youth Behind
- Policy alignment
- Policy coherence
- Public finance
- Disaggregated data on youth for decision-making
- Youth engagement in the design, monitoring and review of in-country programmes
- In-country youth coordination mechanisms

▼ UNCTs also self-reported on how they supported the above actions WITH youth

UNCTs in the Arab States made progress in this area of action:

- scores improved from 23% (2021) to 24% (2022)
- scores decreased from 39% (2021) to 29% (2022)

UNCTs:

- 30% (3 of 10) made progress
- 30% (3 of 10) saw no change
- 40% (4 of 10) fell behind

KPIs/scores:

- 63% (5 of 8) made progress
- 25% (2 of 8) saw no change — KPI 13 Public finance, KPI 16 In-country youth coordination
- 12% (1 of 8) fell behind — KPI 12.2 Policy coherence

Top performers (2022):

1. Iraq 75% of scores ●
2. Yemen 88% of scores ●
3. Bahrain, Kuwait 38% of scores ●

KPIs/scores with the most (2022):

1. KPI 11 Leave No Youth Behind 40% of UNCTs ●
2. KPI 6.4 Support to Governments – WITH youth 30% of UNCTs ●

Top progressors (2021–2022):

- Syrian Arab Republic Improved in 75% of scores
- Yemen Improved in 63% of scores

Top KPIs/scores with the most improvement (2021–2022):

- KPI 6.4 Support to Governments – WITH youth Improved in 40% of UNCTs
- KPI 12.1 Policy alignment Improved in 30% of UNCTs
- KPI 14 Disaggregated data Improved in 30% of UNCTs

Insights by KPI (2022):

- 60% (6 of 10) of UNCTs supported action in at least 1 area
- 20% (2 of 10) of UNCTs supported action in at least 4 areas

Top areas supported:⁴

1. Policy alignment (100% of UNCTs)
2. Engaging youth in design, monitoring, review (90% of UNCTs)
3. Disaggregated data (80% of UNCTs)

Top sectors supported:

1. Education (90% of UNCTs)
2. Health (80% of UNCTs)
3. Youth/Youth & sport/Youth & culture (80% of UNCTs)

Support FOR and WITH youth:⁴

- Policy alignment FOR youth (100%); WITH youth (60%)
- Design, monitoring, review WITH youth (90%); FOR youth (56%)
- Disaggregated data FOR youth (80%); WITH youth (38%)


▽ KPI 11 Leave No Youth Behind




▽ KPI 12.1 Policy alignment




▽ KPI 12.2 Policy coherence




▽ KPI 13 Public finance




▽ KPI 14 Disaggregated data




▽ KPI 15 Youth in design, monitoring, review



▽ KPI 16 In-country youth coordination



▼ KPI 6.4 UNCT support to Governments – WITH youth



How to read: ▽ FOR youth ▼ WITH youth

At milestone Moving forward Getting ready

UNCTs youth-led solutions, knowledge exchange, communication and advocacy

How to read:

▽ UNCTs self-reported on their support FOR youth across three areas:

- Investments in youth-led solutions
- Knowledge exchange
- Communication and advocacy

▼ UNCTs also self-reported on how they supported the above actions WITH youth

UNCTs in the Arab States made progress in this area of action:

- scores improved from 23% (2021) to 38% (2022)
- scores decreased from 30% (2021) to 20% (2022)

UNCTs:

- 50% (5 of 10) made progress
- 40% (4 of 10) saw no change
- 10% (1 of 10) fell behind

KPIs/scores:

All 100% (4 of 4) KPIs/scores made progress

Top performers (2022):

- 1. Yemen, State of Palestine 75%

KPIs/scores with the most (2022):

- 1. KPI 17 Investments in youth-led solutions 50%
- 2. KPI 6.5 UNCT-led projects – (WITH youth) 40%
- 3. KPI 19 Communication and advocacy 40%

Top progressors (2021–2022):

- Yemen Improved in 75% of scores
- Bahrain, United Arab Emirates Improved in 50% of scores

Top KPIs/scores with the most improvement (2021–2022):

- KPI 19 Communication and advocacy Improved in 30% of UNCTs

Insights by KPI (2022):

- 100% (10 of 10) of UNCTs supported investments in youth-led solutions; 70% (7 of 10) of investments were WITH youth.
- 40% (4 of 10) of UNCTs included youth components in their knowledge-exchange plans; 100% (4 of 4) of knowledge-exchange activities were WITH youth.
- 80% (8 of 10) of UNCTs included youth in joint communication and advocacy plans; 88% (7 of 8) of UNCTs with youth plans activated campaigns WITH youth.


▽ KPI 17 Investments in youth-led solutions



▽ KPI 18 Knowledge exchange



▽ KPI 19 Communication and advocacy



▼ KPI 6.5 UNCT-led projects – WITH youth



Youth focus in UN Sustainable Development Cooperation Frameworks (UNSDCFs)

How to read:

▽ UNCTs self-reported on their support FOR youth across seven areas:

- Youth situational analyses in common country analyses
- Results for youth in UNSDCFs
- Youth2030 in joint workplans
- Youth2030 in Business Operations Strategy (BOS) implementation plans
- Funding for youth results (proportion of planned funds available)
- Funding for youth results (proportion of available funds utilized)
- Transparency of youth results in UNCTs

▼ UNCTs also self-reported on how they supported the above actions WITH youth

UNCTs in the Arab States made progress in this area of action:

- fell behind from 26% (2021) to 24% (2022),
- scores decreased from 51% (2021) to 46% (2022)

UNCTs:

- 10% (1 of 10) made progress
- 70% (7 of 10) saw no change
- 20% (2 of 10) fell behind

KPIs/scores:

- 17% (1 of 6) made progress
- 67% (4 of 6) saw no change
- 17% (1 of 6) fell behind — KPI 4.2 Funding (available vs. utilized)

Top performers (2022):

- 1. Jordan, Kuwait, Lebanon, State of Palestine, Yemen 38%

KPIs/scores with the most (2022):

- 1. KPI 3.1 Joint workplans 60%
- 2. KPI 6.3 UNCTs processes WITH youth 40%
- 3. KPI 1 Youth situation analyses 40%

Top progressors (2021–2022):

- Yemen Improved in 50% of scores
- Kuwait, Jordan, Lebanon, State of Palestine Improved in 38% of scores

Top KPIs/scores with the most improvement (2021–2022):

- KPI 3.1 Joint workplans Improved in 20% of UNCTs


Insights by KPI (2022):

- 80% (8 of 10) of UNCTs included results for youth in UNSDCFs; 60% (6 of 8) of UNCTs were backed by a youth situational analysis.
- 90% (9 of 10) of UNCTs included Youth2030 programme priorities in their joint workplans.
- 20% (2 of 10) of UNCTs included Youth2030 priorities in their Business Operations Strategy (BOS) implementation plans.
- 30% (3 of 10) of UNCTs had information on funding (planned, available or utilized) on youth.
- 80% (8 of 10) of UNCTs included details on joint programming on youth in publicly available annual reports.
- UNCTs designed and implemented their UNSDCFs together WITH youth:
 - 80% (8 of 10) UNCTs included youth situational analysis in CCA, 50% (4 of 8) of the CCAs were done WITH youth.
 - 80% (8 of 10) UNCTs included results for youth in UNSDCF, 50% (4 of 8) of CFs were done WITH youth.


▽ KPI 1 Youth situational analyses



▽ KPI 2 Results for youth



▽ KPI 3.1 Joint workplans



▽ KPI 3.2 Business Operations Strategy




▽ KPI 4.1 Funding (planned vs. available)




▽ KPI 4.2 Funding (available vs. utilized)



▽ KPI 5 Transparency



▼ KPI 6.3 UNCT processes – WITH youth



How to read: ▾ FOR youth ▼ WITH youth

At milestone Moving forward Getting ready

UNCT leadership, culture, architecture and capacities for youth

How to read:

▾ UNCTs self-reported on their support FOR youth across three areas:

- Internal youth coordination architecture
- Capacities for Youth2030 implementation
- Youth workforce
- Fair and quality internships
- Policies and processes in UNCTs for meaningful youth engagement
- Diversity of youth engaged by the UNCTs

▼ UNCTs also self-reported on how they supported the above actions WITH youth

UNCTs in the Arab States fell behind in this area of action:

- scores decreased from 30% (2021) to 25% (2022)
- scores increased at 48% (2021) to 53% (2022)

UNCTs:

- 20% (2 of 10) made progress
- 70% (7 of 10) saw no change
- 10% (1 of 10) fell behind

KPIs/scores:

- 20% (1 of 5) made progress
- 60% (3 of 5) saw no change — KPI 9 Youth workforce, KPI 6.1 Policies and processes for meaningful youth engagement, KPI 6.2 Diversity of youth engaged
- 20% (1 of 5) fell behind — KPI 10 Internships

Top performers (2022):

1. State of Palestine 50%
2. Iraq, Jordan, Kuwait, Syrian Arab Republic 33%

KPIs/scores with the most (2022):

1. KPI 6.2 Youth groups engaged 72%
2. KPI 7 Youth coordination – UNCTs 58%
3. KPI 8 Capacities 28%

Top progressors (2021–2022):

- State of Palestine, Syrian Arab Republic, Yemen Improved in 20% of scores

Top KPIs/scores with the most improvement (2021–2022):

- KPI 7 Youth coordination – UNCTs Improved in 20% of UNCTs
- KPI 6.1 Policy and processes for Improved in 10% of UNCTs

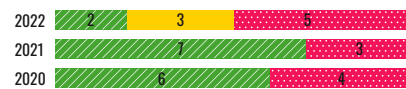
Insights by KPI (2022):

- 50% (5 of 10) of UNCTs were coordinated through a results group/thematic group/task team for joint action on youth.
- No UNCTs included actions to strengthen internships; 10% (1 of 10) included actions to improve the proportion of youth in their workforce.
- 60% (6 of 10) of UNCTs engaged all 4 types of youth (groups); networks of youth, both formal and informal, were most frequently engaged (100%) (10 of 10) of UNCTs.
- Networks of youth engaged by UNCTs:
 - Youth at grassroots level 90% (9 of 10)
 - Girls and young women 70% (7 of 10)
 - Youth with disabilities 60% (6 of 10)
 - Youth in conflict-affected areas 50% (5 of 10)
 - Refugee youth 40% (4 of 10)
 - Migrant youth 10% (1 of 10)
 - LGBTIQ+ 10% (1 of 10).
- Policies and processes for meaningful youth engagement in place in:
 - 10% (1 of 10) of UNCTs (complete or almost complete)
 - 40% (4 of 10) of UNCTs (partial)
 - 50% (5 of 10) of UNCTs (none or only one met).


▾ KPI 7 Youth coordination – UNCTs



▾ KPI 8 Capacities




▾ KPI 9 Youth workforce



▾ KPI 10 Internships



▼ KPI 6.1 Policies and processes for meaningful youth engagement



▼ KPI 6.2 Diversity of youth engaged



^a UN INFO, Information Management System Survey, managed by the UN Development Coordination Office (DCO).

^b The complete list of UNCTs that self-reported across the five UNDCO regions in IMS in 2022 is available [↗](#)

^c Net change aggregates changes in individual KPI/score levels as follows:

(a) positive (● to ●; ● to ●; ● to ●); (b) negative (● to ●; ● to ●); or (c) reflecting no change.

^d Includes UNCTs that support at least 1 area/sector/criterion.

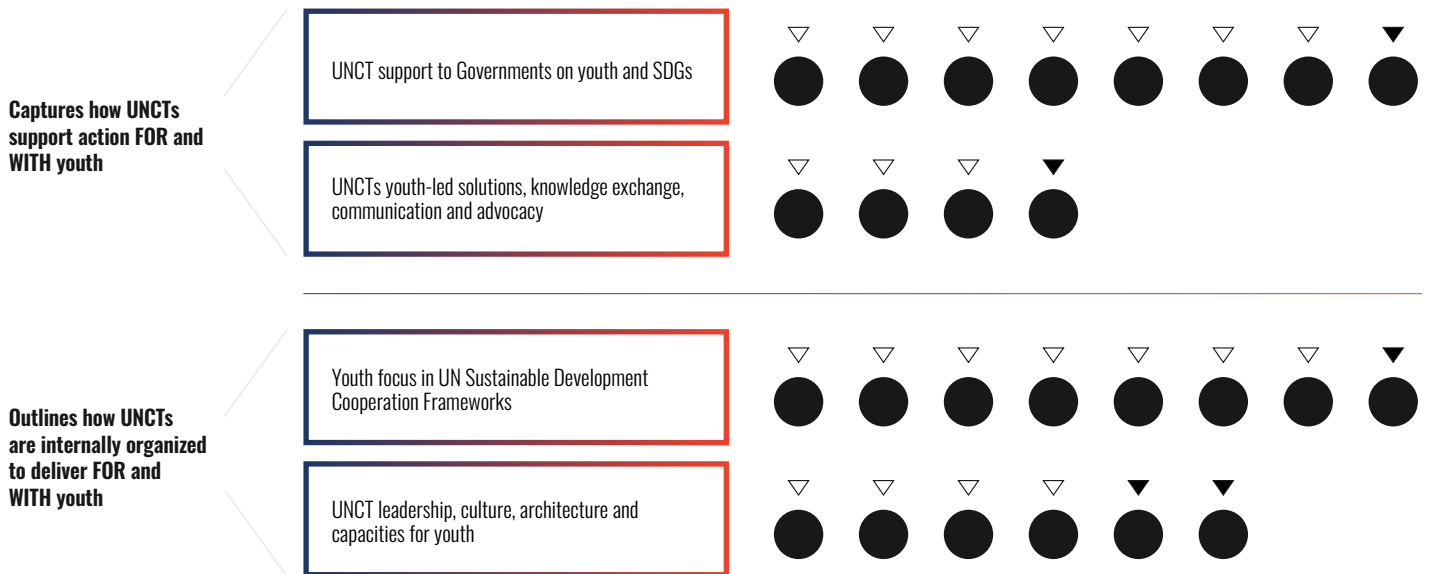
^e Includes UNCTs that support at least 1 area/sector/criterion.

In 2022, all 25 UNCTs in the Asia-Pacific region self-reported on their progress on Youth2030 implementation in UN INFO, Information Management System Survey^a

How to read the Youth2030 regional snapshot	The snapshot aggregates self-reported data across 25 UNCTs ^b on their work ▽ FOR and ▼ WITH youth	Performance scores (2022) are available for 25 UNCTs across 19 key performance indicators (KPIs) and 26 scores ^c	Time trends (2021–2022) include comparable data across 24 UNCTs ^d and 23 scores ^e
--	---	--	--

19 KPIs are organized in 4 areas of action

26 scores are distributed across 4 areas of action



Performance ratings are generated on a three-point RYG (Red-Yellow-Green) scale:	At milestone	Moving forward	Getting ready
Detailed information on KPIs, with scoring criteria and thresholds, is set out in the Youth2030 UNCT Scorecard			

Performance scores (2022) and performance trends (2021–2022)	<p>UNCTs that:</p> <ul style="list-style-type: none"> • Made progress • Saw no change • Fell behind 	<p>KPIs/scores that:</p> <ul style="list-style-type: none"> • Made progress • Saw no change • Fell behind 	<p>Insights are available on:</p> <ul style="list-style-type: none"> • Top progressors (2021–2022) • KPIs/scores with the most improvement (2021–2022) • Top performers (2022) • KPIs/scores with the most (2022)
---	--	--	---

Calculation and definitions

Performance trends are based on “net change”

“Net change” in UNCTs or KPIs/scores^c =

Number showing positive change minus number showing negative change

Net positive change = Made progress

Zero net change = Saw no change

Net negative change = Fell behind

Top performers (2022):

Top 3 UNCTs with the maximum number of in 2022

KPIs/scores with the most (2022):

Top 3 KPIs/scores with the maximum number of in 2022

Top progressors (2021–2022):

Top 3 UNCTs with improvement in at least one third of scores in 2022 compared with 2021

KPIs/scores with the most improvement (2021–2022):

Top 3 KPIs/scores with improvement in at least 10% of UNCTs in 2022 compared with 2021

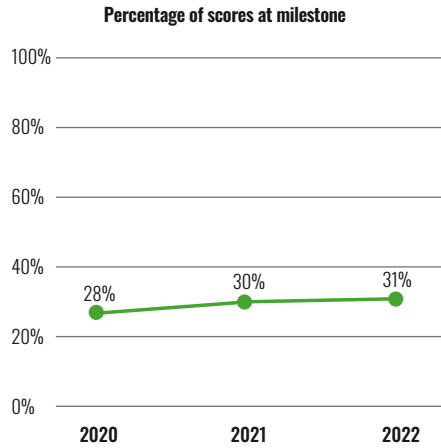
How to read: ▽ FOR youth ▼ WITH youth

At milestone Moving forward Getting ready

Overview

Overall, UNCTs in the Asia-Pacific region made progress:

● scores improved from 30% (2021) to 31% (2022)



UNCTs:

- 54% (13 of 25) made progress
- 4% (1 of 25) saw no change
- 42% (10 of 25) fell behind

KPIs/scores:

- 61% (14 of 23) made progress
- 4% (1 of 23) saw no change – KPI 13 Public finance
- 35% (8 of 23) fell behind

Top performers (2022):

- Thailand 73% of scores ●
- India, Lao People's Democratic Republic 62% of scores ●
- Viet Nam 50% of scores ●

KPIs/scores with the most (2022):

- KPI 6.2 Youth groups engaged 76% of UNCTs ●
- KPI 7 Youth coordination – UNCTs 68% of UNCTs ●
- KPI 3.1 Youth2030 in joint workplans 56% of UNCTs ●

Top progressors (2021–2022):

- Afghanistan Improved in 43% of scores
- Mongolia Improved in 39% of scores

Top KPIs/scores with the most improvement (2021–2022):

- KPI 19 Communication and advocacy Improved in 36% of UNCTs
- KPI 1 Youth situation analyses
- KPI 4.2 Funding (available vs. utilized) Improved in 25% of UNCTs

UNCT support to Governments on youth and SDGs

How to read:

▽ UNCTs self-reported on their support FOR youth across seven areas:

- Leave No Youth Behind
- Policy alignment
- Policy coherence
- Public finance
- Disaggregated data on youth for decision-making
- Youth engagement in the design, monitoring and review of in-country programmes
- In-country youth coordination mechanisms

▼ UNCTs also self-reported on how they supported the above actions WITH youth

UNCTs in the Asia-Pacific region made progress in this area of action:

● scores improved from 27% (2021) to 26% (2022)
● scores decreased from 28% (2021) to 30% (2022)

UNCTs:

- 35% (8 of 23) made progress
- 43% (10 of 23) saw no change
- 22% (5 of 23) fell behind

KPIs/scores:

- 50% (4 of 8) made progress
- 12% (1 of 8) saw no change — KPI 13 Public finance
- 38% (3 of 8) fell behind — KPI 12.2 Policy coherence, KPI 14 Disaggregated data, KPI 6.4 UNCT support to Governments – WITH youth

Top performers (2022):

- India, Viet Nam 75% of scores ●
- Bhutan, Fiji, Lao People's Democratic Republic, Thailand 63% of scores ●
- Pakistan, Papua New Guinea 38% of scores ●

KPIs/scores with the most (2022):

- KPI 12.1 Policy alignment 46% of UNCTs ●
- KPI 6.4 Support to Governments – WITH youth 29% of UNCTs ●

Top progressors (2021–2022):

- Malaysia, Thailand, Viet Nam Improved in 50% of scores

Top KPIs/scores with the most improvement (2021–2022):

- KPI 15 Youth in design, monitoring, review Improved in 22% of UNCTs
- KPI 16 In-country youth coordination Improved in 17% of UNCTs
- KPI 12 Policy alignment

Insights by KPI (2022):

- 65% (15 of 23) of UNCTs supported action in at least 1 area.
- 26% (6 of 23) of UNCTs supported action in at least 4 areas.

Top areas supported:

- Policy alignment (92% of UNCTs)
- Disaggregated data (83% of UNCTs)
- Engaging youth in design, monitoring, review (83% of UNCTs)


Top sectors supported:

- Education (88% of UNCTs)
- Health (79% of UNCTs)
- Youth/Youth & sport/Youth & culture (75% of UNCTs)

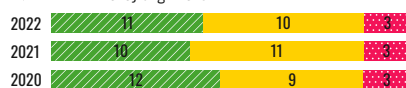
Support FOR and WITH youth:#

- Policy alignment FOR youth (92%); WITH youth (55%)
- Disaggregated data FOR youth (83%); WITH youth (50%)
- Design, monitoring, review WITH youth (83%); FOR youth (60%)


▽ KPI 11 Leave No Youth Behind




▽ KPI 12.1 Policy alignment



▽ KPI 12.2 Policy coherence




▽ KPI 13 Public finance




▽ KPI 14 Disaggregated data




▽ KPI 15 Youth in design, monitoring, review



▽ KPI 16 In-country youth coordination



▼ KPI 6.4 UNCT support to Governments – WITH youth



How to read: ▾ FOR youth ▼ WITH youth

At milestone Moving forward Getting ready

UNCTs youth-led solutions, knowledge exchange, communication and advocacy

How to read:

▾ UNCTs self-reported on their support FOR youth across three areas:

- Investments in youth-led solutions
- Knowledge exchange
- Communication and advocacy

▼ UNCTs also self-reported on how they supported the above actions WITH youth

UNCTs in the Asia-Pacific region made progress in this area of action:

- scores improved from 33% (2021) to 41% (2022)
- scores remained at 24% (2021 and 2022)

UNCTs:

- 42% (10 of 24) made progress
- 38% (9 of 24) saw no change
- 21% (5 of 24) fell behind

KPIs/scores:

- 75% (3 of 4) made progress
- 25% (1 of 4) fell behind — KPI 18 Knowledge exchange

Top performers (2022):

1. Bhutan, Pakistan, Thailand 100% ●

KPIs/scores with the most (2022):

1. KPI 6.5 UNCT-led projects – (WITH youth) 52% ●
2. KPI 17 Investments in youth-led solutions 40% ●
3. KPI 19 Communication and advocacy 40% ●

Top progressors (2021–2022):

- Afghanistan, Iran (Islamic Republic of) Improved in 75% of scores

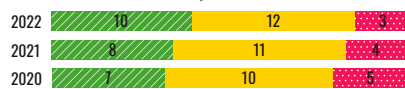
Top KPIs/scores with the most improvement (2021–2022):

- KPI 19 Communication and advocacy Improved in 42% of UNCTs
- KPI 17 Investments in youth-led solutions Improved in 21% of UNCTs

Insights by KPI (2022):

- 88% (22 of 25) of UNCTs supported investments in youth-led solutions, 68% (15 of 22) of investments were WITH youth.
- 68% (17 of 25) of UNCTs included youth in joint communication and advocacy plans: 94% (16 of 17) of UNCTs plan activated campaigns WITH youth.
- 48% (12 of 25) of UNCTs included youth components in their knowledge-exchange plans: 75% (9 of 12) of knowledge-exchange activities were WITH youth.


▾ KPI 17 Investments in youth-led solutions



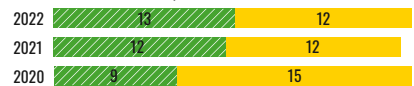
▾ KPI 18 Knowledge exchange



▾ KPI 19 Communication and advocacy



▼ KPI 6.5 UNCT-led projects – WITH youth



Youth focus in UN Sustainable Development Cooperation Frameworks (UNSDCFs)

How to read:

▾ UNCTs self-reported on their support FOR youth across seven areas:

- Youth situational analyses in common country analyses
- Results for youth in UNSDCFs
- Youth2030 in joint workplans
- Youth2030 in Business Operations Strategy (BOS) implementation plans
- Funding for youth results (proportion of planned funds available)
- Funding for youth results (proportion of available funds utilized)
- Transparency of youth results in UNCTs

▼ UNCTs also self-reported on how they supported the above actions WITH youth

UNCTs in the Asia-Pacific region made progress in this area of action:

- scores improved from 31% (2021) to 35% (2022),
- scores remained at 42% (2021 and 2022)

UNCTs:

- 46% (11 of 24) made progress
- 29% (7 of 24) saw no change
- 25% (6 of 24) fell behind

KPIs/scores:

- 83% (5 of 6) made progress
- 17% (1 of 6) scores fell behind — KPI 3.2 Business Operations Strategy

Top performers (2022):

1. Thailand 75% ●
2. Lao People's Democratic Republic, Mongolia, Nepal 63% ●

KPIs/scores with the most (2022):

1. KPI 3.1 Joint workplans 56% ●
2. KPI 4.1 Funding (planned vs. available) 48% ●
3. KPI 4.2 Funding (available vs. utilized) 48% ●
4. KPI 6.3 UNCTs processes – WITH youth 48% ●

Top progressors (2021–2022):

- Afghanistan Improved in 83% of scores
- Bangladesh, Mongolia Improved in 50% of scores

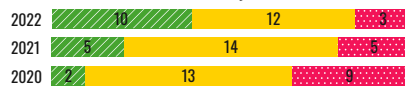
Top KPIs/scores with the most improvement (2021–2022):

- KPI 1 Youth situational analyses Improved in 33% of UNCTs
- KPI 3.1 Joint workplans Improved in 25% of UNCTs
- KPI 4.2 Funding (available vs. utilized) Improved in 21% of UNCTs

Insights by KPI (2022):

- 92% (23 of 25) of UNCTs included results for youth in UNSDCFs: 91% (21 of 23) of UNCTs were backed by a youth situational analysis.
- 92% (23 of 25) of UNCTs included Youth2030 programme priorities in their joint workplans.
- 76% (19 of 25) of UNCTs included details on joint programming on youth in publicly available annual reports.
- 56% (14 of 25) of UNCTs had information on funding (planned, available or utilized) on youth.
- 12% (3 of 25) of UNCTs included Youth2030 priorities in their Business Operations Strategy (BOS) implementation plans.
- UNCTs designed and implemented their UNSDCFs together WITH youth:
 - 88% (22 of 25) UNCTs included youth situational analysis in CCA, 64% (14 of 22) of the CCAs were done WITH youth.
 - 92% (23 of 25) UNCTs included results for youth in UNSDCF, 65% (15 of 23) of Cooperation Frameworks were done WITH youth.

▾ KPI 1 Youth situational analyses



▾ KPI 2 Results for youth



▾ KPI 3.1 Joint workplans




▾ KPI 3.2 Business Operations Strategy




▾ KPI 4.1 Funding (planned vs. available)



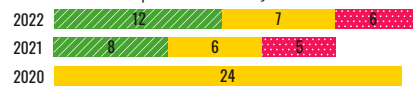
▾ KPI 4.2 Funding (available vs. utilized)



▾ KPI 5 Transparency



▼ KPI 6.3 UNCT processes – WITH youth



How to read: ▽ FOR youth ▼ WITH youth

At milestone Moving forward Getting ready

UNCT leadership, culture, architecture and capacities for youth

How to read:

▽ UNCTs self-reported on their support FOR youth across three areas:

- Internal youth coordination architecture
- Capacities for Youth2030 implementation
- Youth workforce
- Fair and quality internships
- Policies and processes in UNCTs for meaningful youth engagement
- Diversity of youth engaged by the UNCTs

▼ UNCTs also self-reported on how they supported the above actions WITH youth

UNCTs in the Asia-Pacific region fell behind in this area of action:

- scores decreased from 33% (2021) to 28% (2022)
- scores remained at 51% (2021 and 2022)

UNCTs:

- 29% (7 of 24) made progress
- 50% (12 of 24) saw no change
- 21% (5 of 24) fell behind

KPIs/Scores:

- 40% (2 of 5) made progress
- 60% (3 of 5) fell behind — KPI 9 Youth workforce, KPI 10 Internships, KPI 6.1 Policies and processes for meaningful youth engagement

Top performers (2022):

1. Thailand 67%
2. India, Lao People's Democratic Republic, Mongolia 50%

KPIs/scores with the most (2022):

1. KPI 6.2 Youth groups engaged 72%
2. KPI 7 Youth coordination – UNCTs 40%
3. KPI 6.1 Policy and processes for meaningful youth engagement 24%

Top progressors (2021–2022):

- Indonesia Improved in 60% of scores
- Mongolia Improved in 40% of scores
- Afghanistan, Bhutan, Iran (Islamic Republic of), Lao People's Democratic Republic, Malaysia, Timor Leste Improved in 20% of scores


Top KPIs/scores with the most improvement (2021–2022):

- KPI 6.1 Policy and processes for meaningful youth engagement Improved in 17% of UNCTs
- KPI 6.2 Diversity of youth engaged Improved in 13% of UNCTs


Insights by KPI (2022):

- 68% (17 of 25) of UNCTs were coordinated through a results group/thematic group/task team for joint action on youth.
- 8% (2 of 25) UNCTs included action to strengthen internships; 16% (4 of 25) included action to improve the proportion of youth in their workforce.
- 48% (12 of 25) of UNCTs engaged all 4 categories of youth (groups); networks of youth, both formal and informal, were most frequently engaged 92% (23 of 25) of UNCTs
- Networks of youth engaged by UNCTs:
 - Girls and young women 76% (19 of 25)
 - Youth with disabilities 76% (19 of 25)
 - Youth (formal and informal) at grassroots level 72% (18 of 25)
 - LGBTIQ+ 64% (16 of 25)
 - Migrant youth 40% (10 of 25)
 - Youth living with HIV 40% (10 of 25)
 - Indigenous youth 40% (10 of 25)
 - Refugee youth 28% (7 of 25)
 - Youth in conflict – affected areas 28% (7 of 25).
- Policies and processes for meaningful youth engagement in place in:
 - 8% (2 of 25) of UNCTs (complete or almost complete)
 - 40% (10 of 25) of UNCTs (partial)
 - 52% (13 of 25) of UNCTs (none or only 1 met).

▽ KPI 7 Youth coordination – UNCTs




▽ KPI 8 Capacities



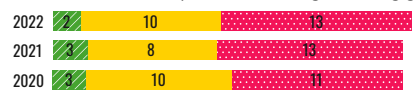
▽ KPI 9 Youth workforce



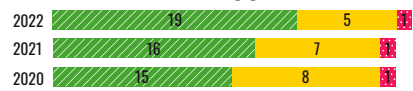
▽ KPI 10 Internships



▼ KPI 6.1 Policies and processes for meaningful youth engagement



▼ KPI 6.2 Diversity of youth engaged



^a UN INFO, Information Management System Survey, managed by the UN Development Coordination Office (DCO).

^b The complete list of UNCTs that self-reported across the five UNDCO regions in IMS in 2022 is available [here](#)

^c For 24 UNCTs, all 26 performance scores are available; for UNCT Iran, 18 performance scores are available, excluding 8 scores on "UNCT support to Governments on youth and SDGs".

^d Excluding UNCT Micronesia (New UNCT established in 2022).

^e For 23 UNCTs (excluding the Islamic Republic of Iran and Micronesia), time trends are available for 23 KPIs, excluding KPIs 5, 6.3, 8 due to revisions in scoring/data availability. For UNCT Iran, time trends are available for 18 scores, excluding 8 scores on "UNCT support to Governments on youth and SDGs". As UNCT Micronesia reported for the first time, time trends not yet available.

^f Net change aggregates changes in individual KPI/score levels as follows:

(a) positive (● to ●; ● to ●); (b) negative (● to ●; ● to ●); or (c) reflecting no change.

^g Includes UNCTs that support at least 1 area/sector/criterion.

In 2022, all 18 UNCTs in the Europe and Central Asia region self-reported on their progress on Youth2030 implementation in UN INFO, Information Management System Survey^a

How to read the Youth2030 regional snapshot	The snapshot aggregates self-reported data across 18 UNCTs ^b on their work ▽ FOR and ▼ WITH youth	Performance scores (2022) are available for 18 UNCTs across 19 key performance indicators (KPIs) and 26 scores	Time trends (2021–2022) include comparable data across 18 UNCTs and 23 scores
--	---	---	--

19 KPIs are organized in 4 areas of action

26 scores are distributed across 4 areas of action



Performance ratings are generated on a three-point RYG (Red-Yellow-Green) scale:	At milestone	Moving forward	Getting ready
Detailed information on KPIs, with scoring criteria and thresholds, is set out in the Youth2030 UNCT Scorecard			

Performance scores (2022) and performance trends (2021–2022)	<p>UNCTs that:</p> <ul style="list-style-type: none"> • Made progress • Saw no change • Fell behind 	<p>KPIs/scores that:</p> <ul style="list-style-type: none"> • Made progress • Saw no change • Fell behind 	<p>Insights are available on:</p> <ul style="list-style-type: none"> • Top progressors (2021–2022) • KPIs/scores with the most improvement (2021–2022) • Top performers (2022) • KPIs/scores with the most (2022)
---	--	--	---

Calculation and definitions

Performance trends are based on “net change”

“Net change” in UNCTs or KPIs/scores^c =

Number showing positive change minus number showing negative change

Net positive change = Made progress

Zero net change = Saw no change

Net negative change = Fell behind

Top performers (2022):

Top 3 UNCTs with the maximum number of in 2022

KPIs/scores with the most (2022):

Top 3 KPIs/scores with the maximum number of in 2022

Top progressors (2021–2022):

Top 3 UNCTs with improvement in at least one third of scores in 2022 compared with 2021

KPIs/scores with the most improvement (2021–2022):

Top 3 KPIs/scores with improvement in at least 10% of UNCTs in 2022 compared with 2021

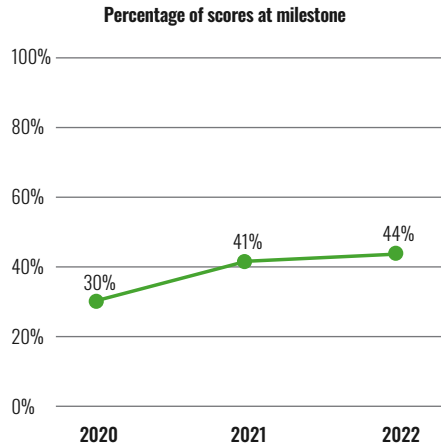
How to read: ▽ FOR youth ▼ WITH youth

At milestone Moving forward Getting ready

Overview

Overall, UNCTs in Europe and Central Asia made progress:

● scores improved from 41% (2021) to 44% (2022)



UNCTs:

- 56% (10 of 18) made progress
- 11% (2 of 18) saw no change
- 33% (6 of 18) fell behind

KPIs/scores:

- 78% (18 of 23) made progress
- 9% (2 of 23) saw no change — KPI 6.4 UNCT support to Governments – WITH youth, KPI 14 Disaggregated data
- 13% (3 of 23) fell behind — KPI 4.1 Funding (planned vs. available), KPI 4.2 Funding (available vs. utilized), KPI 16 In-country youth coordination

Top performers (2022):

- Kosovo^d 81% of scores ●
- Albania 77% of scores ●
- Serbia 69% of scores ●

KPIs/scores with the most (2022):

- KPI 6.2 Youth groups engaged 94% of UNCTs ●
- KPI 3.1 Youth2030 in joint workplans 78% of UNCTs ●
- KPI 7 Youth coordination – UNCTs 78% of UNCTs ●
- KPI 6.5 UNCT-led projects – WITH youth 72% of UNCTs ●

Top progressors (2021–2022):

- North Macedonia, Republic of Moldova Improved in 39% of scores
- Belarus, Türkiye Improved in 35% of scores

Top KPIs/scores with the most improvement (2021–2022):

- KPI 19 Communication and advocacy Improved in 33% of UNCTs
- KPI 6.1 Policies and processes for meaningful youth engagement
- KPI 11 Leave No Youth Behind Improved in 28% of UNCTs
- KPI 17 Investments in youth-led solutions

UNCT support to Governments on youth and SDGs

UNCTs in Europe and Central Asia made progress in this area of action:

- scores improved from 33% (2021) to 38% (2022)
- scores decreased from 15% (2021) to 12% (2022)

UNCTs:

- 56% (10 of 18) made progress
- 22% (4 of 18) saw no change
- 22% (4 of 18) fell behind

KPIs/scores:

- 63% (5 of 8) made progress
- 25% (2 of 8) saw no change — KPI 6.4 UNCT support to Governments – WITH youth, KPI 14 Disaggregated data
- 12% (1 of 8) fell behind — KPI 16 In-country youth coordination

Top performers (2022):

- Albania, Kosovo 88% of scores ●
- Kyrgyzstan, Serbia, Ukraine 63% of scores ●
- Georgia, Uzbekistan 50% of scores ●

KPIs/scores with the most (2022):

- KPI 12.1 Policy alignment 56% of UNCTs ●
- KPI 6.4 Support to Governments – WITH youth 56% of UNCTs ●
- KPI 12.2 Policy coherence 50% of UNCTs ●

Top progressors (2021–2022):

- North Macedonia Improved in 50% of scores
- Republic of Moldova, Türkiye Improved in 38% of scores

Top KPIs/scores with the most improvement (2021–2022):

- KPI 11 Leave No Youth Behind Improved in 28% of UNCTs
- KPI 12.1 Policy alignment Improved in 22% of UNCTs
- KPI 12.2 Policy coherence
- KPI 13 Public finance
- KPI 16 In-country youth coordination

How to read:

▽ UNCTs self-reported on their support FOR youth across seven areas:

- Leave No Youth Behind
- Policy alignment
- Policy coherence
- Public finance
- Disaggregated data on youth for decision-making
- Youth engagement in the design, monitoring and review of in-country programmes
- In-country youth coordination mechanisms

▼ UNCTs also self-reported on how they supported the above actions WITH youth

Insights by KPI (2022):

- 100% (18 of 18) of UNCTs supported action in at least 1 area.
- 39% (7 of 18) of UNCTs supported action in at least 4 areas.
- 11% (2 of 18) of UNCTs supported action in 7 areas.

Top areas supported:

- Policy alignment (100% of UNCTs)
- Disaggregated data (100% of UNCTs)
- Engaging youth in design, monitoring, review (100% of UNCTs)

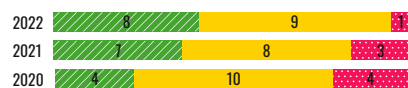
Top sectors supported:

- Education (100% of UNCTs)
- Employment/labour (94% of UNCTs)
- Health (89% of UNCTs)

Support FOR and WITH youth:^a

- Policy alignment FOR youth (100%); WITH youth (89%)
- Design, monitoring, review WITH youth (100%); FOR youth (50%)
- Disaggregated data FOR youth (100%); WITH youth (67%)

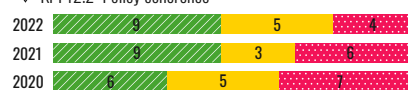
▽ KPI 11 Leave No Youth Behind




▽ KPI 12.1 Policy alignment




▽ KPI 12.2 Policy coherence




▽ KPI 13 Public finance



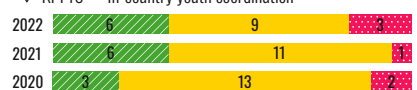
▽ KPI 14 Disaggregated data



▽ KPI 15 Youth in design, monitoring, review



▽ KPI 16 In-country youth coordination



▼ KPI 6.4 UNCT support to Governments – WITH youth



How to read: ▾ FOR youth ▼ WITH youth

At milestone Moving forward Getting ready

UNCTs youth-led solutions, knowledge exchange, communication and advocacy

How to read:

- ▾ UNCTs self-reported on their support FOR youth across three areas:
 - Investments in youth-led solutions
 - Knowledge exchange
 - Communication and advocacy
- ▼ UNCTs also self-reported on how they supported the above actions WITH youth

UNCTs in Europe and Central Asia made progress in this area of action:

- scores improved from 39% (2021) to 54% (2022)
- scores decreased from 19% (2021) to 13% (2022)

UNCTs:

- 50% (9 of 18) made progress
- 33% (6 of 18) saw no change
- 17% (3 of 18) fell behind

KPIs/Scores:

All 100% (4 of 4) made progress

Top performers (2022):

- Albania, Kosovo, North Macedonia, Serbia, Uzbekistan 100% ●

KPIs/scores with the most (2022)

- KPI 6.5 UNCT-led projects – WITH youth 72% ●
- KPI 19 Communication and advocacy 61% ●
- KPI 18 Knowledge exchange 44% ●

Top progressors (2021–2022):

- Belarus Improved in 75% of scores
- Albania, Kazakhstan, Kyrgyzstan, North Macedonia, Republic of Moldova, Serbia Improved in 50% of scores

Top KPIs/scores with the most improvement (2021–2022):

- KPI 19 Communication and advocacy Improved in 33% of UNCTs
- KPI 17 Investments in youth-led solutions Improved in 28% of UNCTs


Insights by KPI (2022):

- 94% (17 of 18) of UNCTs supported investments in youth-led solutions, 88% (15 of 17) of investments were WITH youth.
- 56% (10 of 18) of UNCTs included youth components in their knowledge-exchange plans; 100% (10 of 10) of knowledge-exchange activities were WITH youth.
- 100% (18 of 18) of UNCTs included youth in joint communication and advocacy plans; 94% (17 of 18) of the plans activated WITH youth.

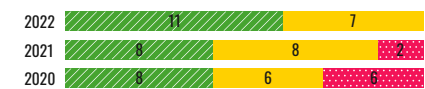
▾ KPI 17 Investments in youth-led solutions



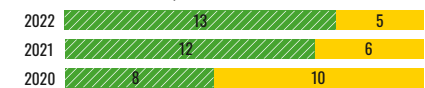
▾ KPI 18 Knowledge exchange



▾ KPI 19 Communication and advocacy



▼ KPI 6.5 UNCT-led projects – WITH youth



Youth focus in UN Sustainable Development Cooperation Frameworks (UNSDCFs)

How to read:

- ▾ UNCTs self-reported on their support FOR youth across seven areas:
 - Youth situational analyses in common country analyses
 - Results for youth in UNSDCFs
 - Youth2030 in joint workplans
 - Youth2030 in Business Operations Strategy (BOS) implementation plans
 - Funding for youth results (proportion of planned funds available)
 - Funding for youth results (proportion of available funds utilized)
 - Transparency of youth results in UNCTs
- ▼ UNCTs also self-reported on how they supported the above actions WITH youth

UNCTs in Europe and Central Asia made progress in this area of action:

- fell behind from 52% (2021) to 49% (2022),
- scores decreased from 24% (2021) to 25% (2022).

UNCTs:

- 33% (6 of 18) made progress
- 33% (6 of 18) saw no change
- 33% (6 of 18) fell behind

KPIs/scores:

- 67% (4 of 6) made progress
- 33% (2 of 6) saw no change — KPI 4.1 Funding (planned vs. available) and 4.2 Funding (available vs. utilized)

Top performers (2022):

- Kosovo, Bosnia and Herzegovina 75% ●
- Albania, Kyrgyzstan, Montenegro, Serbia, Turkmenistan, Uzbekistan 63% ●

KPIs/scores with the most (2022):

- KPI 3.1 Joint workplans 78% ●
- KPI 1 Youth situation analyses 61% ●
- KPI 2 Results for youth 56% ●

Top progressors (2021–2022):

- Belarus, North Macedonia, Republic of Moldova, Türkiye Improved in 33% of scores


Top KPIs/scores with the most improvement (2021–2022):

- KPI 2 Results for youth Improved in 17% of UNCTs
- KPI 3.2 Business Operations Strategy Improved in 11% of UNCTs
- KPI 4.2 Funding (available vs. utilized) Improved in 11% of UNCTs

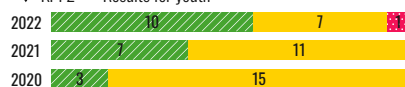
Insights by KPI (2022):

- 94% (17 of 18) of UNCTs included results for youth in UNSDCFs; 100% (17 of 17) of UNCTs were backed by a youth situational analysis.
- 100% (18 of 18) of UNCTs included Youth2030 programme priorities in their joint workplans.
- 22% (4 of 18) of UNCTs included Youth2030 priorities in their Business Operations Strategy (BOS) implementation plans.
- 61% (11 of 18) of UNCTs had information on funding (planned, available or utilized) on youth.
- 100% (18 of 18) of UNCTs included details on joint programming on youth in publicly available annual reports.
- UNCTs designed and implemented their UNSDCFs together WITH youth:
 - 100% (18 of 18) UNCTs included youth situational analysis in CCA, 61% (11 of 18) of the CCAs were done WITH youth.
 - 94% (17 of 18) UNCTs included results for youth in UNSDCF, 65% (11 of 17) of Cooperation Frameworks were done WITH youth.

▾ KPI 1 Youth situational analyses



▾ KPI 2 Results for youth




▾ KPI 3.1 Joint workplans



▾ KPI 3.2 Business Operations Strategy



▾ KPI 4.1 Funding (planned vs. available)



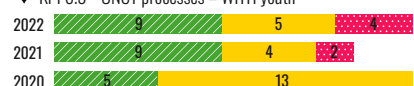
▾ KPI 4.2 Funding (available vs. utilized)



▾ KPI 5 Transparency



▼ KPI 6.3 UNCT processes – WITH youth



How to read: ▾ FOR youth ▼ WITH youth

At milestone Moving forward Getting ready

UNCT leadership, culture, architecture and capacities for youth

How to read:

▾ UNCTs self-reported on their support FOR youth across three areas:

- Internal youth coordination architecture
- Capacities for Youth2030 implementation
- Youth workforce
- Fair and quality internships
- Policies and processes in UNCTs for meaningful youth engagement
- Diversity of youth engaged by the UNCTs

▼ UNCTs also self-reported on how they supported the above actions WITH youth

UNCTs in Europe and Central Asia fell behind in this area of action:

- scores increased from 39% (2021) to 41% (2022)
- scores decreased from 47% (2021) to 44% (2022)

UNCTs:

- 50% (9 of 18) made progress
- 28% (5 of 18) saw no change
- 22% (4 of 18) fell behind

KPIs/scores:

- 100% (5 of 5) made progress

Top performers (2022):

- 1. Albania, Kosovo, Serbia, Türkiye 67%

KPIs/scores with the most (2022):

- 1. KPI 6.2 Youth groups engaged 94%
- 2. KPI 7 Youth coordination – UNCTs 78%
- 3. KPI 8 Capacities 38%

Top progressors (2021–2022):

- Türkiye Improved in 60% of scores
- Armenia, Republic of Moldova Improved in 40% of scores

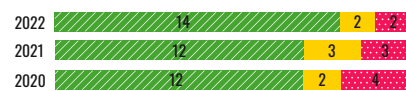
Top KPIs/scores with the most improvement (2021–2022):

- KPI 6.1 Policy and processes for meaningful youth engagement Improved in 28% of UNCTs
- KPI 7 Youth coordination – UNCTs Improved in 11% of UNCTs
- KPI 9 Youth workforce
- KPI 10 Youth internships
- KPI 6.2 Diversity of youth engaged

Insights by KPI (2022):

- 78% (14 of 18) of UNCTs were coordinated through a results group/ thematic group/task team for joint action on youth.
- 22% (4 of 18) UNCTs included action to strengthen internships; 11% (2 of 18) of UNCTs included action to improve the proportion of youth in their workforce.
- 61% (11 of 18) of UNCTs engaged all 4 types of youth (groups); networks of youth, both formal and informal, were most frequently engaged 100% (18 of 18) of UNCTs.
 - Networks of youth engaged by UNCTs:
 - Girls and young women 100% (18 of 18)
 - Youth (formal and informal) at grassroots level 83% (15 of 18)
 - Youth with disabilities 83% (15 of 18)
 - Migrant youth 78% (14 of 18)
 - Refugee youth 72% (13 of 18)
 - LGBTIQ+ 50% (9 of 18)
 - Youth living with HIV 50% (9 of 18)
 - Youth in conflict-affected areas 33% (6 of 18).
- Policies and processes for meaningful youth engagement in place in:
 - 28% (5 of 18) of UNCTs (complete or almost complete)
 - 39% (7 of 18) of UNCTs (partial)
 - 33% (6 of 18) of UNCTs (none or only 1 met).


▾ KPI 7 Youth coordination – UNCTs




▾ KPI 8 Capacities




▾ KPI 9 Youth workforce



▾ KPI 10 Internships



▼ KPI 6.1 Policies and processes for meaningful youth engagement



▼ KPI 6.2 Diversity of youth engaged



^a UN INFO, Information Management System Survey, managed by the UN Development Coordination Office (DCO).

^b The complete list of UNCTs that self-reported across the five UNDCO regions in IMS in 2022 is available [here](#)

^c Net change aggregates changes in individual KPI/score levels as follows:

(a) positive (● to ●; ● to ●; ● to ●); (b) negative (● to ●; ● to ●; ● to ●); or (c) reflecting no change.

^d All references to Kosovo shall be understood in the context of Security Council resolution 1244 (1999).

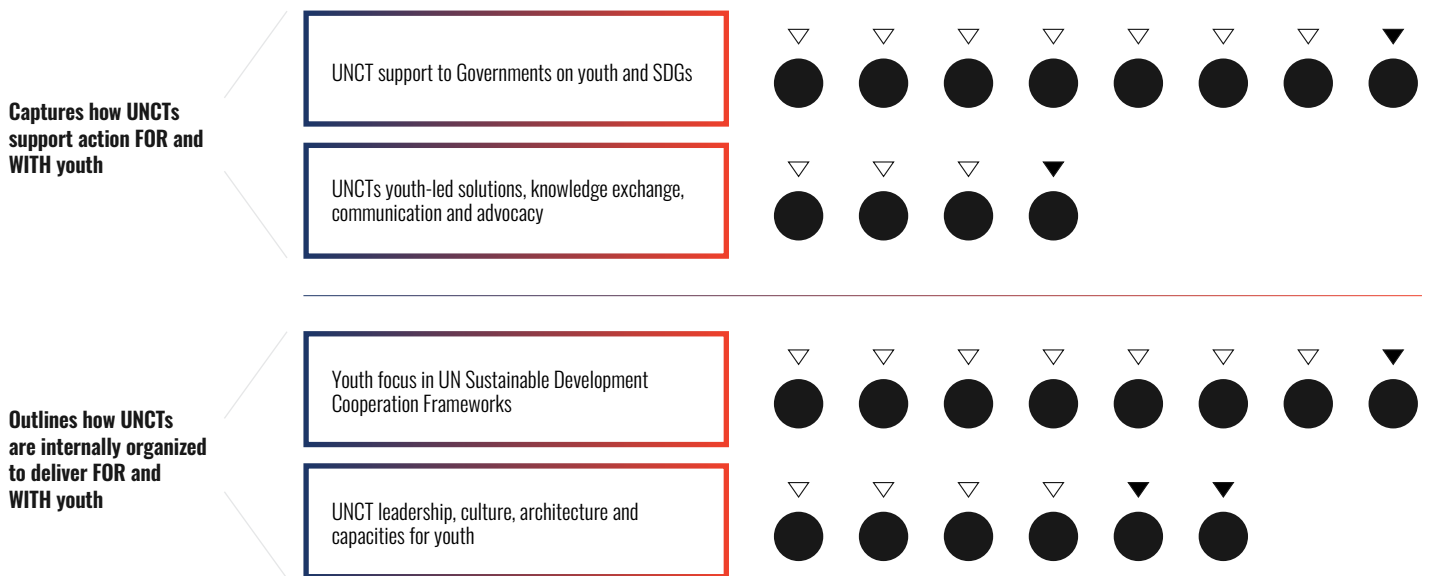
^e Includes UNCTs that support at least 1 area/sector/criterion.

In 2022, all 25 UNCTs in the Latin America and the Caribbean region self-reported on their progress on Youth2030 implementation in UN INFO, Information Management System Survey^a

How to read the Youth2030 regional snapshot	The snapshot aggregates self-reported data across 25 UNCTs ^a on their work ▽ FOR and ▼ WITH youth	Performance scores (2022) are available for 25 UNCTs across 19 key performance indicators (KPIs) and 26 scores	Time trends (2021–2022) include comparable data across 25 UNCTs and 23 scores
--	---	---	--

19 KPIs are organized in 4 areas of action

26 scores are distributed across 4 areas of action



Performance ratings are generated on a three-point RYG (Red-Yellow-Green) scale:	At milestone	Moving forward	Getting ready
Detailed information on KPIs, with scoring criteria and thresholds, is set out in the Youth2030 UNCT Scorecard			

Performance scores (2022) and performance trends (2021–2022)	UNCTs that: <ul style="list-style-type: none"> • Made progress • Saw no change • Fell behind 	KPIs/scores that: <ul style="list-style-type: none"> • Made progress • Saw no change • Fell behind 	Insights are available on: <ul style="list-style-type: none"> • Top progressors (2021–2022) • KPIs/scores with the most improvement (2021–2022) • Top performers (2022) • KPIs/scores with the most
---	---	---	---

Calculation and definitions

Performance trends are based on “net change”

“Net change” in UNCTs or KPIs/scores^a =

Number showing positive change minus number showing negative change

Net positive change = Made progress

Zero net change = Saw no change

Net negative change = Fell behind

Top performers (2022):

Top 3 UNCTs with the maximum number of in 2022

KPIs/scores with the most (2022):

Top 3 KPIs/scores with the maximum number of in 2022

Top progressors (2021–2022):

Top 3 UNCTs with improvement in at least one third of scores in 2022 compared with 2021

KPIs/scores with the most improvement (2021–2022):

Top 3 KPIs/scores with improvement in at least 10% of UNCTs in 2022 compared with 2021

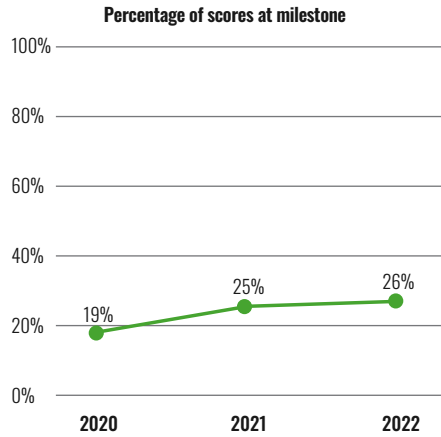
How to read: ▽ FOR youth ▼ WITH youth

At milestone Moving forward Getting ready

Overview

Overall, UNCTs in Latin America and the Caribbean made progress:

● scores improved from 25% (2021) to 26% (2022)



UNCTs:

- 72% (18 of 25) made progress
- 12% (3 of 25) saw no change
- 16% (4 of 25) fell behind

KPIs/scores:

- 61% (14 of 23) made progress
- 13% (3 of 23) saw no change — KPI 3.2 Business Operations Strategy (BOS), KPI 12.1 Policy alignment, KPI 17 Investments in youth-led solutions
- 26% (6 of 23) fell behind

Top performers (2022):

1. Costa Rica 77% of scores ●
2. Barbados, Guatemala, Honduras 50% of scores ●

KPIs/scores with the most (2022):

1. KPI 6.2 Youth groups engaged 72% of UNCTs ●
2. KPI 6.5 UNCT-led projects – WITH youth 48% of UNCTs ●
3. KPI 7 Youth coordination – UNCTs 40% of UNCTs ●

Top progressors (2021–2022):

- Barbados Improved in 48% of scores
- Jamaica, Mexico Improved in 35% of scores

Top KPIs/scores with the most improvement (2021–2022):

- KPI 16 In-country youth coordination Improved in 36% of UNCTs
- KPI 19 Communication and advocacy Improved in 36% of UNCTs
- KPI 11 Leave No Youth Behind Improved in 28% of UNCTs

UNCT support to Governments on youth and SDGs

How to read:

▽ UNCTs self-reported on their support FOR youth across seven areas:

- Leave No Youth Behind
- Policy alignment
- Policy coherence
- Public finance
- Disaggregated data on youth for decision-making
- Youth engagement in the design, monitoring and review of in-country programmes
- In-country youth coordination mechanisms

▼ UNCTs also self-reported on how they supported the above actions WITH youth

UNCTs in Latin America and the Caribbean made progress in this area of action:

- scores improved from 20% (2021) to 23% (2022)
- scores decreased from 32% (2021) to 27% (2022)

UNCTs:

- 52% (13 of 25) made progress
- 20% (5 of 25) saw no change
- 28% (7 of 25) fell behind

KPIs/scores:

- 63% (5 of 8) made progress
- 12% (1 of 8) saw no change — KPI 12.2 Policy alignment
- 25% (2 of 8) fell behind — KPI 12.2 Policy coherence, KPI 14 Disaggregated data

Top performers (2022):

1. Costa Rica 88% of scores ●
2. Honduras 63% of scores ●
3. Colombia, Guatemala, Haiti 50% of scores ●

KPIs/scores with the most (2022):

1. KPI 11 Leave No Youth Behind 36% of UNCTs ●
2. KPI 6.4 Support to Governments – WITH youth 36% of UNCTs ●
3. KPI 12.1 Policy alignment 28% of UNCTs ●

Top progressors (2021–2022):

- Mexico Improved in 75% of scores
- Jamaica Improved in 50% of scores

Top KPIs/scores with the most improvement (2021–2022):

- KPI 16 In-country youth coordination Improved in 36% of UNCTs
- KPI 11 Leave No Youth Behind Improved in 38% of UNCTs

Insights by KPI (2022):

- 72% (18 of 25) of UNCTs supported action in at least 1 area.
- 20% (5 of 25) of UNCTs supported action in at least 4 areas.
- 4% (1 of 25) of UNCTs supported action in 7 areas.

Top areas supported:

1. Policy alignment (96% of UNCTs)
2. Disaggregated data (92% of UNCTs)
3. Engaging youth in design, monitoring, review (84% of UNCTs)


Top sectors supported:

1. Education (96% of UNCTs)
2. Employment/labour (88% of UNCTs)
3. Health (84% of UNCTs)


Support FOR and WITH youth:

- Policy alignment FOR youth (96%); WITH youth (58%)
- Disaggregated data FOR youth (92%); WITH youth (57%)
- Design, monitoring, review WITH youth (84%); FOR youth (48%)

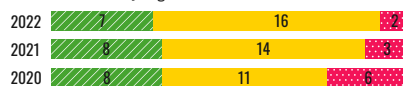
▽ KPI 11 Leave No Youth Behind




▽ KPI 14 Disaggregated data




▽ KPI 12.1 Policy alignment




▽ KPI 15 Youth in design, monitoring, review



▽ KPI 12.2 Policy coherence




▽ KPI 16 In-country youth coordination



▽ KPI 13 Public finance



▼ KPI 6.4 UNCT support to Governments – WITH youth



How to read: ▽ FOR youth ▼ WITH youth

At milestone Moving forward Getting ready

UNCTs youth-led solutions, knowledge exchange, communication and advocacy

How to read:

- ▽ UNCTs self-reported on their support FOR youth across three areas:
 - Investments in youth-led solutions
 - Knowledge exchange
 - Communication and advocacy
- ▼ UNCTs also self-reported on how they supported the above actions WITH youth

UNCTs in Latin America and the Caribbean made progress in this area of action:

- scores improved from 22% (2021) to 35% (2022)
- scores decreased from 33% (2021) to 27% (2022)

UNCTs:

- 48% (12 of 25) made progress
- 44% (11 of 25) saw no change
- 8% (2 of 25) fell behind

KPIs/scores:

- 75% (3 of 4) made progress
- 25% (1 of 4) saw no change

Top performers (2022):

- 1. Barbados, Jamaica 100%

KPIs/scores with the most (2022):

- 1. KPI 6.5 UNCT-led projects – WITH youth 48%
- 2. KPI 19 Communication and advocacy 32%
- 3. KPI 17 Investments in youth-led solutions 36%

Top progressors (2021–2022):

- Barbados Improved in 100% of scores
- Brazil, Costa Rica, Ecuador, Jamaica Improved in 50% of scores


Top KPIs/scores with the most improvement (2021–2022):

- KPI 19 Communication and advocacy Improved in 36% of UNCTs
- KPI 18 Knowledge exchange Improved in 20% of UNCTs


Insights by KPI (2022):

- 88% (22 of 25) of UNCTs included youth in joint communication and advocacy plans; 82% (18 of 22) of the plans activated WITH youth.
- 68% (17 of 25) of UNCTs supported investments in youth-led solutions, 71% (12 of 17) of investments were WITH youth.
- 36% (9 of 25) of UNCTs included youth components in their knowledge-exchange plans; 100% (9 of 9) of knowledge-exchange activities were WITH youth.


▽ KPI 17 Investments in youth-led solutions



▽ KPI 18 Knowledge exchange



▽ KPI 19 Communication and advocacy



▼ KPI 6.5 UNCT-led projects – WITH youth



Youth focus in UN Sustainable Development Cooperation Frameworks (UNSDCFs)

How to read:

- ▽ UNCTs self-reported on their support FOR youth across seven areas:
 - Youth situational analyses in common country analyses
 - Results for youth in UNSDCFs
 - Youth2030 in joint workplans
 - Youth2030 in Business Operations Strategy (BOS) implementation plans
 - Funding for youth results (proportion of planned funds available)
 - Funding for youth results (proportion of available funds utilized)
 - Transparency of youth results in UNCTs
- ▼ UNCTs also self-reported on how they supported the above actions WITH youth

UNCTs in Latin America and the Caribbean made progress in this area of action:

- While ● fell behind from 30% (2021) to 26% (2022), ● scores decreased from 40% (2021) to 37% (2022).

UNCTs:

- 32% (8 of 25) made progress
- 32% (8 of 25) saw no change
- 36% (9 of 25) fell behind

KPIs/scores:

- 50% (3 of 6) made progress
- 17% (1 of 6) saw no change — KPI 3.2 Business Operation Strategy
- 33% (2 of 6) scores fell behind — KPI 3.1 Joint workplans, KPI 4.2 Funding (available vs. utilized)

Top performers (2022):

- 1. Costa Rica 88%
- 2. Ecuador, El Salvador, Honduras, Trinidad and Tobago 50%

KPIs/scores with the most (2022):

- 1. KPI 2 Results for youth 36%
- 2. KPI 3.1 Joint workplans 36%
- 3. KPI 4.1 Funding (planned vs. available) 32%
- 4. KPI 6.3 UNCTs processes – WITH youth 32%

Top progressors (2021–2022):

- Barbados Improved in 50% of scores
- Bolivia (Plurinational State of), Costa Rica, El Salvador Improved in 33% of scores

Top KPIs/scores with the most improvement (2021–2022):

- KPI 2 Results for youth Improved in 20% of UNCTs
- KPI 3.1 Joint workplans Improved in 16% of UNCTs
- KPI 4.2 Funding (available vs. utilized) Improved in 12% of UNCTs
- KPI 1 Youth situation analyses Improved in 12% of UNCTs


Insights by KPI (2022):

- 88% (22 of 25) of UNCTs included results for youth in UNSDCFs; 86% (19 of 22) of UNCTs were backed by a youth situational analysis.
- 96% (24 of 25) of UNCTs included Youth2030 programme priorities in their joint workplans.
- 84% (21 of 25) of UNCTs included details on joint programming on youth in publicly available annual reports.
- 48% (12 of 25) of UNCTs had information on funding (planned, available or utilized) on youth.
- 8% (4 of 25) of UNCTs included Youth2030 priorities in their Business Operations Strategy (BOS) implementation plans.
- UNCTs designed and implemented their UNSDCFs together WITH youth:
 - 88% (22 of 25) UNCTs included youth situational analysis in CCA, 55% (12 of 22) of the CCAs were done WITH youth.
 - 88% (22 of 25) UNCTs included results for youth in UNSDCF, 45% (10 of 22) of Cooperation Frameworks were done WITH youth.

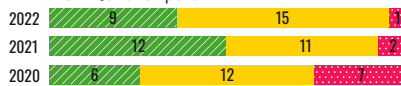
▽ KPI 1 Youth situational analyses



▽ KPI 2 Results for youth




▽ KPI 3.1 Joint workplans



▽ KPI 3.2 Business Operations Strategy



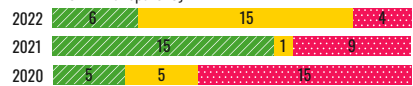
▽ KPI 4.1 Funding (planned vs. available)




▽ KPI 4.2 Funding (available vs. utilized)



▽ KPI 5 Transparency



▼ KPI 6.3 UNCT processes – WITH youth



How to read: ▾ FOR youth ▼ WITH youth

At milestone Moving forward Getting ready

UNCT leadership, culture, architecture and capacities for youth

How to read:

- ▾ UNCTs self-reported on their support FOR youth across three areas:
 - Internal youth coordination architecture
 - Capacities for Youth2030 implementation
 - Youth workforce
 - Fair and quality internships
 - Policies and processes in UNCTs for meaningful youth engagement
 - Diversity of youth engaged by the UNCTs
- ▼ UNCTs also self-reported on how they supported the above actions WITH youth

UNCTs in Latin America and the Caribbean fell behind in this area of action:

- scores decreased from 29% (2021) to 26% (2022)
- scores decreased from 56% (2021) to 54% (2022)

UNCTs:

- 40% (10 of 25) made progress
- 44% (11 of 25) saw no change
- 16% (4 of 25) fell behind

KPIs/scores:

- 60% (3 of 5) made progress
- 40% (2 of 5) saw no change — KPI 9 Youth workforce and KPI 10 Internships

Top performers (2022):

1. Barbados, Guatemala 67%
2. Costa Rica, Guyana 50%

KPIs/scores with the most (2022):

1. KPI 6.2 Youth groups engaged 72%
2. KPI 7 Youth coordination – UNCTs 40%
3. KPI 6.1 Policy and processes for meaningful youth engagement 24%

Top progressors (2021–2022):

- Barbados, Costa Rica, Dominican Republic, Guyana Improved in 60% of scores


Top KPIs/scores with the most improvement (2021–2022):

- KPI 6.1 Policy and processes for meaningful youth engagement Improved in 24% of UNCTs
- KPI 7 Youth coordination – UNCTs Improved in 20% of UNCTs
- KPI 6.2 Diversity of youth engaged Improved in 12% of UNCTs

Insights by KPI (2022):

- 40% (10 of 25) of UNCTs were coordinated through a results group/thematic group/task team for joint action on youth.
- 8% (2 of 25) UNCTs included action to strengthen internships; 8% (2 of 25) included action to improve the proportion of youth in their workforce.
- 44% (11 of 25) of UNCTs engaged all 4 types of youth (groups); networks of youth, both formal and informal, were most frequently engaged (100%) (25 of 25).
- Networks of youth engaged by UNCTs:
 - Girls and young women 92% (23 of 25)
 - LGBTIQ+ 76% (19 of 25)
 - Youth (formal and informal) at grassroots level 60% (15 of 25)
 - Youth with disabilities 60% (15 of 25)
 - Migrant youth 60% (15 of 25)
 - Youth living with HIV 48% (12 of 25)
 - Indigenous youth 44% (11 of 25)
 - Refugee youth 40% (10 of 25)
 - Networks of youth in conflict-affected areas 40% (10 of 25).
- Policies and processes for meaningful youth engagement in place in:
 - 24% (6 of 25) of UNCTs (complete or almost complete)
 - 44% (11 of 25) of UNCTs (partial)
 - 32% (8 of 25) of UNCTs (none or only 1 met).

▾ KPI 7 Youth coordination – UNCTs



▾ KPI 8 Capacities




▾ KPI 9 Youth workforce




▾ KPI 10 Internships



▼ KPI 6.1 Policies and processes for meaningful youth engagement



▼ KPI 6.2 Diversity of youth engaged



^a UN INFO, Information Management System Survey, managed by the UN Development Coordination Office (DCO).
^b The complete list of UNCTs that self-reported across the five UNDCO regions in IMS in 2022 is available [here](#).
^c Net change aggregates changes in individual KPI/score levels as follows: (a) positive (● to ●; ● to ●; ● to ●); (b) negative (● to ●; ● to ●); or (c) reflecting no change.
^d All references to Kosovo shall be understood in the context of Security Council resolution 1244 (1999).
^e Includes UNCTs that support at least 1 area/sector/criterion.

UNCT SNAPSHOTS

How to read Key Performance Indicators (KPIs): FOR youth WITH youth

How to read scores: At milestone Moving forward Getting ready

For detailed KPI scoring criteria, see the Youth2030 UNCT Scorecard [↗](#)

Short description of KPI	Question	Year	2020	2021	2022	2023	2024
		KPI #					
UNCTs, youth, COVID-19 response and recovery							
UN Country Teams (UNCTs), COVID-19 response and recovery plan, youth*	To what extent did the UNCT COVID-19 socioeconomic response and recovery plan include a focus on youth?	20					
UNCT support to Governments on youth and SDGs							
Leave No Youth Behind – assessment and action	To what extent did the UNCT strengthen the capacity of the Government to design and deliver data-driven strategies to Leave No Youth Behind in national sectoral plans?	11					
Policy alignment to SDGs and coherence for youth development	In what proportion of youth-related sectors did the UNCT strengthen the capacity of the Government to enhance policy alignment for sustainable development?	12.1					
	Did the UNCT strengthen the capacity of the Government to enhance the coherence of youth-related policies for sustainable development?	12.2					
Public finance for youth development	In what proportion of youth-related sectors did the UNCT strengthen the capacity of the Government to improve public financing for youth development?	13					
Disaggregated data on youth for decision-making	In what proportion of youth-related sectors did the UNCT strengthen the capacity of the Government to increase the availability of youth-relevant, high-quality, timely and reliable disaggregated data ?	14					
Youth engagement in design, monitoring and review of in-country programmes	In what proportion of youth-related sectors did the UNCT strengthen the capacity of the Government to mainstream youth engagement in the design, monitoring, review and follow-up of sectoral programmes?	15					
In-country youth coordination mechanisms	To what extent did the UNCT strengthen the capacity of in-country institutional structures/mechanisms for the multisectoral and multistakeholder coordination of youth programmes?	16					
Meaningful youth engagement – UNCT support to Governments on SDGs	In what areas of UNCT support to the Government on the SDGs (see above) were youth meaningfully engaged ?	6.4					
UNCTs, youth-led solutions, knowledge exchange, communication and advocacy							
Investments in youth-led solutions	To what extent did the UNCT support investments in youth-led solutions (incubation and scaling)?	17					
UNCTs, youth and knowledge exchange	Did the UNCT's knowledge exchange plan include youth components? If yes, did the UNCT have committed funding for this?	18					
UNCTs, youth, communication and advocacy	Did the UNCT's joint communication and advocacy strategy include youth components? Was accessibility for young people with disabilities taken into consideration? Were campaigns activated in Youth2030 priority areas?	19					
Meaningful youth engagement – UNCT-led projects and campaigns	In which categories of UNCT-led projects and campaigns (see above) were youth meaningfully engaged ?	6.5					
Youth focus in UN Sustainable Development Cooperation Frameworks (UNSDCFs)							
Youth situational analyses in common country analyses	To what extent does the common country analysis of the UNCT include a gendered, youth situational analysis ?	1					
Results for youth in UNSDCFs	Does the UNSDCF (or equivalent) include results for youth at the output and/or outcome level?	2					
Youth2030 in joint workplans and Business Operations Strategy (BOS) implementation plans of UNCTs	To what extent did the UNCT joint workplan of results/thematic group(s) include Youth2030 activities?	3.1					
	Did the UNCT BOS implementation plan include Youth2030 activities?	3.2					
Funding for youth results in UNSDCFs	What proportion of the planned budget was funded for the achievement of results for youth?	4.1					
	What proportion of the available funding was utilized for the achievement of results for youth?	4.2					
Transparency of youth results in UNCTs	Did the UNCT annual report include reporting on joint programming for youth ? If yes, is it available publicly?	5					
Meaningful youth engagement – UNSDCF processes of UNCTs**	In which UNSDCF processes (see above) of the UNCT were youth meaningfully engaged ?	6.3					
UNCT leadership, culture, architecture and capacities for youth							
Youth coordination architecture in UNCTs	What type of coordination mechanism did the UNCT have in place for coherent UN youth programmes ?	7					
Capacities for Youth2030 implementation in UNCTs	Were UNCT staff sensitized on Youth2030 implementation?	8					
Youth workforce in UNCTs	To what extent did the UNCT introduce innovations in human resources management (common service line) in the BOS to increase the share of the youth workforce (<35 years)?	9					
Fair and quality internships in UNCTs	To what extent did the UNCT introduce innovations in human resources management (common service line) in the BOS to increase opportunities and improve the fairness and quality of internships ?	10					
Meaningful youth engagement – Leadership and culture in UNCTs	What UNCT policies and processes were in place for meaningful youth engagement ?	6.1					
	Did the UNCT engage diverse youth ?	6.2					

* Data on KPI 20 not available for the 2021 reporting period.

** Data on KPI 6.3: i) available for 104 out of 130 UNCTs for the 2021 reporting period; ii) scoring for all 131 UNCTs available and based on modified criteria for the 2022 reporting period.

How to read Key Performance Indicators (KPIs): FOR youth WITH youth

How to read scores: At milestone Moving forward Getting ready

For detailed KPI scoring criteria, see the Youth2030 UNCT Scorecard [↗](#)

Short description of KPI	Question	Year	2020	2021	2022	2023	2024
		KPI #					
UNCTs, youth, COVID-19 response and recovery							
UN Country Teams (UNCTs), COVID-19 response and recovery plan, youth*	To what extent did the UNCT COVID-19 socioeconomic response and recovery plan include a focus on youth?	20					
UNCT support to Governments on youth and SDGs							
Leave No Youth Behind – assessment and action	To what extent did the UNCT strengthen the capacity of the Government to design and deliver data-driven strategies to Leave No Youth Behind in national sectoral plans?	11					
Policy alignment to SDGs and coherence for youth development	In what proportion of youth-related sectors did the UNCT strengthen the capacity of the Government to enhance policy alignment for sustainable development?	12.1					
	Did the UNCT strengthen the capacity of the Government to enhance the coherence of youth-related policies for sustainable development?	12.2					
Public finance for youth development	In what proportion of youth-related sectors did the UNCT strengthen the capacity of the Government to improve public financing for youth development?	13					
Disaggregated data on youth for decision-making	In what proportion of youth-related sectors did the UNCT strengthen the capacity of the Government to increase the availability of youth-relevant, high-quality, timely and reliable disaggregated data ?	14					
Youth engagement in design, monitoring and review of in-country programmes	In what proportion of youth-related sectors did the UNCT strengthen the capacity of the Government to mainstream youth engagement in the design, monitoring, review and follow-up of sectoral programmes?	15					
In-country youth coordination mechanisms	To what extent did the UNCT strengthen the capacity of in-country institutional structures/mechanisms for the multisectoral and multistakeholder coordination of youth programmes?	16					
Meaningful youth engagement – UNCT support to Governments on SDGs	In what areas of UNCT support to the Government on the SDGs (see above) were youth meaningfully engaged ?	6.4					
UNCTs, youth-led solutions, knowledge exchange, communication and advocacy							
Investments in youth-led solutions	To what extent did the UNCT support investments in youth-led solutions (incubation and scaling)?	17					
UNCTs, youth and knowledge exchange	Did the UNCT's knowledge exchange plan include youth components? If yes, did the UNCT have committed funding for this?	18					
UNCTs, youth, communication and advocacy	Did the UNCT's joint communication and advocacy strategy include youth components? Was accessibility for young people with disabilities taken into consideration? Were campaigns activated in Youth2030 priority areas?	19					
Meaningful youth engagement – UNCT-led projects and campaigns	In which categories of UNCT-led projects and campaigns (see above) were youth meaningfully engaged ?	6.5					
Youth focus in UN Sustainable Development Cooperation Frameworks (UNSDCFs)							
Youth situational analyses in common country analyses	To what extent does the common country analysis of the UNCT include a gendered, youth situational analysis ?	1					
Results for youth in UNSDCF	Does the UNSDCF (or equivalent) include results for youth at the output and/or outcome level?	2					
Youth2030 in joint workplans and Business Operations Strategy (BOS) implementation plans of UNCTs	To what extent did the UNCT joint workplan of results/thematic group(s) include Youth2030 activities?	3.1					
	Did the UNCT BOS implementation plan include Youth2030 activities?	3.2					
Funding for youth results in UNSDCF	What proportion of the planned budget was funded for the achievement of results for youth?	4.1					
	What proportion of the available funding was utilized for the achievement of results for youth?	4.2					
Transparency of youth results in UNCTs	Did the UNCT annual report include reporting on joint programming for youth ? If yes, is it available publicly?	5					
Meaningful youth engagement – UNSDCF processes of UNCTs**	In which UNSDCF processes (see above) of the UNCT were youth meaningfully engaged ?	6.3					
UNCT leadership, culture, architecture and capacities for youth							
Youth coordination architecture in UNCTs	What type of coordination mechanism did the UNCT have in place for coherent UN youth programmes ?	7					
Capacities for Youth2030 implementation in UNCTs	Were UNCT staff sensitized on Youth2030 implementation?	8					
Youth workforce in UNCTs	To what extent did the UNCT introduce innovations in human resources management (common service line) in the BOS to increase the share of the youth workforce (<35 years)?	9					
Fair and quality internships in UNCTs	To what extent did the UNCT introduce innovations in human resources management (common service line) in the BOS to increase opportunities and improve the fairness and quality of internships ?	10					
Meaningful youth engagement – Leadership and culture in UNCTs	What UNCT policies and processes were in place for meaningful youth engagement ?	6.1					
	Did the UNCT engage diverse youth ?	6.2					

* Data on KPI 20 available only for the 2020 reporting period.

** Data on KPI 6.3: a) available for 104 out of 130 UNCTs for the 2021 reporting period; b) scoring for all 131 UNCTs available and based on modified criteria for the 2022 reporting period.

How to read Key Performance Indicators (KPIs): FOR youth WITH youth

How to read scores: At milestone Moving forward Getting ready

For detailed KPI scoring criteria, see the Youth2030 UNCT Scorecard [↗](#)

Short description of KPI	Question	Year	2020	2021	2022	2023	2024
		KPI #					
UNCTs, youth, COVID-19 response and recovery							
UN Country Teams (UNCTs), COVID-19 response and recovery plan, youth*	To what extent did the UNCT COVID-19 socioeconomic response and recovery plan include a focus on youth?	20					
UNCT support to Governments on youth and SDGs							
Leave No Youth Behind – assessment and action	To what extent did the UNCT strengthen the capacity of the Government to design and deliver data-driven strategies to Leave No Youth Behind in national sectoral plans?	11					
Policy alignment to SDGs and coherence for youth development	In what proportion of youth-related sectors did the UNCT strengthen the capacity of the Government to enhance policy alignment for sustainable development?	12.1					
	Did the UNCT strengthen the capacity of the Government to enhance the coherence of youth-related policies for sustainable development?	12.2					
Public finance for youth development	In what proportion of youth-related sectors did the UNCT strengthen the capacity of the Government to improve public financing for youth development?	13					
Disaggregated data on youth for decision-making	In what proportion of youth-related sectors did the UNCT strengthen the capacity of the Government to increase the availability of youth-relevant, high-quality, timely and reliable disaggregated data ?	14					
Youth engagement in design, monitoring and review of in-country programmes	In what proportion of youth-related sectors did the UNCT strengthen the capacity of the Government to mainstream youth engagement in the design, monitoring, review and follow-up of sectoral programmes?	15					
In-country youth coordination mechanisms	To what extent did the UNCT strengthen the capacity of in-country institutional structures/mechanisms for the multisectoral and multistakeholder coordination of youth programmes?	16					
Meaningful youth engagement – UNCT support to Governments on SDGs	In what areas of UNCT support to the Government on the SDGs (see above) were youth meaningfully engaged ?	6.4					
UNCTs, youth-led solutions, knowledge exchange, communication and advocacy							
Investments in youth-led solutions	To what extent did the UNCT support investments in youth-led solutions (incubation and scaling)?	17					
UNCTs, youth and knowledge exchange	Did the UNCT's knowledge exchange plan include youth components? If yes, did the UNCT have committed funding for this?	18					
UNCTs, youth, communication and advocacy	Did the UNCT's joint communication and advocacy strategy include youth components? Was accessibility for young people with disabilities taken into consideration? Were campaigns activated in Youth2030 priority areas?	19					
Meaningful youth engagement – UNCT-led projects and campaigns	In which categories of UNCT-led projects and campaigns (see above) were youth meaningfully engaged ?	6.5					
Youth focus in UN Sustainable Development Cooperation Frameworks (UNSDCFs)							
Youth situational analyses in common country analyses	To what extent does the common country analysis of the UNCT include a gendered, youth situational analysis ?	1					
Results for youth in UNSDCFs	Does the UNSDCF (or equivalent) include results for youth at the output and/or outcome level?	2					
Youth2030 in joint workplans and Business Operations Strategy (BOS) implementation plans of UNCTs	To what extent did the UNCT joint workplan of results/thematic group(s) include Youth2030 activities?	3.1					
	Did the UNCT BOS implementation plan include Youth2030 activities?	3.2					
Funding for youth results in UNSDCFs	What proportion of the planned budget was funded for the achievement of results for youth?	4.1					
	What proportion of the available funding was utilized for the achievement of results for youth?	4.2					
Transparency of youth results in UNCTs	Did the UNCT annual report include reporting on joint programming for youth ? If yes, is it available publicly?	5					
Meaningful youth engagement – UNSDCF processes of UNCTs**	In which UNSDCF processes (see above) of the UNCT were youth meaningfully engaged ?	6.3					
UNCT leadership, culture, architecture and capacities for youth							
Youth coordination architecture in UNCTs	What type of coordination mechanism did the UNCT have in place for coherent UN youth programmes ?	7					
Capacities for Youth2030 implementation in UNCTs	Were UNCT staff sensitized on Youth2030 implementation?	8					
Youth workforce in UNCTs	To what extent did the UNCT introduce innovations in human resources management (common service line) in the BOS to increase the share of the youth workforce (<35 years)?	9					
Fair and quality internships in UNCTs	To what extent did the UNCT introduce innovations in human resources management (common service line) in the BOS to increase opportunities and improve the fairness and quality of internships ?	10					
Meaningful youth engagement – Leadership and culture in UNCTs	What UNCT policies and processes were in place for meaningful youth engagement ?	6.1					
	Did the UNCT engage diverse youth ?	6.2					

* Data on KPI 20 available only for the 2020 reporting period.

** Data on KPI 6.3: a) available for 104 out of 130 UNCTs for the 2021 reporting period; b) scoring for all 131 UNCTs available and based on modified criteria for the 2022 reporting period.

How to read Key Performance Indicators (KPIs): FOR youth WITH youth

How to read scores: At milestone Moving forward Getting ready

For detailed KPI scoring criteria, see the Youth2030 UNCT Scorecard [↗](#)

Short description of KPI	Question	Year	2020	2021	2022	2023	2024
		KPI #					
UNCTs, youth, COVID-19 response and recovery							
UN Country Teams (UNCTs), COVID-19 response and recovery plan, youth*	To what extent did the UNCT COVID-19 socioeconomic response and recovery plan include a focus on youth?	20					
UNCT support to Governments on youth and SDGs							
Leave No Youth Behind – assessment and action	To what extent did the UNCT strengthen the capacity of the Government to design and deliver data-driven strategies to Leave No Youth Behind in national sectoral plans?	11					
Policy alignment to SDGs and coherence for youth development	In what proportion of youth-related sectors did the UNCT strengthen the capacity of the Government to enhance policy alignment for sustainable development?	12.1					
	Did the UNCT strengthen the capacity of the Government to enhance the coherence of youth-related policies for sustainable development?	12.2					
Public finance for youth development	In what proportion of youth-related sectors did the UNCT strengthen the capacity of the Government to improve public financing for youth development?	13					
Disaggregated data on youth for decision-making	In what proportion of youth-related sectors did the UNCT strengthen the capacity of the Government to increase the availability of youth-relevant, high-quality, timely and reliable disaggregated data ?	14					
Youth engagement in design, monitoring and review of in-country programmes	In what proportion of youth-related sectors did the UNCT strengthen the capacity of the Government to mainstream youth engagement in the design, monitoring, review and follow-up of sectoral programmes?	15					
In-country youth coordination mechanisms	To what extent did the UNCT strengthen the capacity of in-country institutional structures/mechanisms for the multisectoral and multistakeholder coordination of youth programmes?	16					
Meaningful youth engagement – UNCT support to Governments on SDGs	In what areas of UNCT support to the Government on the SDGs (see above) were youth meaningfully engaged ?	6.4					
UNCTs, youth-led solutions, knowledge exchange, communication and advocacy							
Investments in youth-led solutions	To what extent did the UNCT support investments in youth-led solutions (incubation and scaling)?	17					
UNCTs, youth and knowledge exchange	Did the UNCT's knowledge exchange plan include youth components? If yes, did the UNCT have committed funding for this?	18					
UNCTs, youth, communication and advocacy	Did the UNCT's joint communication and advocacy strategy include youth components? Was accessibility for young people with disabilities taken into consideration? Were campaigns activated in Youth2030 priority areas?	19					
Meaningful youth engagement – UNCT-led projects and campaigns	In which categories of UNCT-led projects and campaigns (see above) were youth meaningfully engaged ?	6.5					
Youth focus in UN Sustainable Development Cooperation Frameworks (UNSDCFs)							
Youth situational analyses in common country analyses	To what extent does the common country analysis of the UNCT include a gendered, youth situational analysis ?	1					
Results for youth in UNSDCFs	Does the UNSDCF (or equivalent) include results for youth at the output and/or outcome level?	2					
Youth2030 in joint workplans and Business Operations Strategy (BOS) implementation plans of UNCTs	To what extent did the UNCT joint workplan of results/thematic group(s) include Youth2030 activities?	3.1					
	Did the UNCT BOS implementation plan include Youth2030 activities?	3.2					
Funding for youth results in UNSDCFs	What proportion of the planned budget was funded for the achievement of results for youth?	4.1					
	What proportion of the available funding was utilized for the achievement of results for youth?	4.2					
Transparency of youth results in UNCTs	Did the UNCT annual report include reporting on joint programming for youth ? If yes, is it available publicly?	5					
Meaningful youth engagement – UNSDCF processes of UNCTs**	In which UNSDCF processes (see above) of the UNCT were youth meaningfully engaged ?	6.3					
UNCT leadership, culture, architecture and capacities for youth							
Youth coordination architecture in UNCTs	What type of coordination mechanism did the UNCT have in place for coherent UN youth programmes ?	7					
Capacities for Youth2030 implementation in UNCTs	Were UNCT staff sensitized on Youth2030 implementation?	8					
Youth workforce in UNCTs	To what extent did the UNCT introduce innovations in human resources management (common service line) in the BOS to increase the share of the youth workforce (<35 years)?	9					
Fair and quality internships in UNCTs	To what extent did the UNCT introduce innovations in human resources management (common service line) in the BOS to increase opportunities and improve the fairness and quality of internships ?	10					
Meaningful youth engagement – Leadership and culture in UNCTs	What UNCT policies and processes were in place for meaningful youth engagement ?	6.1					
	Did the UNCT engage diverse youth ?	6.2					

* Data on KPI 20 available only for the 2020 reporting period.

** Data on KPI 6.3: a) available for 104 out of 130 UNCTs for the 2021 reporting period; b) scoring for all 131 UNCTs available and based on modified criteria for the 2022 reporting period.

How to read Key Performance Indicators (KPIs): FOR youth WITH youth

How to read scores: At milestone Moving forward Getting ready

For detailed KPI scoring criteria, see the Youth2030 UNCT Scorecard [↗](#)

Short description of KPI	Question	Year	2020	2021	2022	2023	2024
		KPI #					
UNCTs, youth, COVID-19 response and recovery							
UN Country Teams (UNCTs), COVID-19 response and recovery plan, youth*	To what extent did the UNCT COVID-19 socioeconomic response and recovery plan include a focus on youth?	20					
UNCT support to Governments on youth and SDGs							
Leave No Youth Behind – assessment and action	To what extent did the UNCT strengthen the capacity of the Government to design and deliver data-driven strategies to Leave No Youth Behind in national sectoral plans?	11					
Policy alignment to SDGs and coherence for youth development	In what proportion of youth-related sectors did the UNCT strengthen the capacity of the Government to enhance policy alignment for sustainable development?	12.1					
	Did the UNCT strengthen the capacity of the Government to enhance the coherence of youth-related policies for sustainable development?	12.2					
Public finance for youth development	In what proportion of youth-related sectors did the UNCT strengthen the capacity of the Government to improve public financing for youth development?	13					
Disaggregated data on youth for decision-making	In what proportion of youth-related sectors did the UNCT strengthen the capacity of the Government to increase the availability of youth-relevant, high-quality, timely and reliable disaggregated data ?	14					
Youth engagement in design, monitoring and review of in-country programmes	In what proportion of youth-related sectors did the UNCT strengthen the capacity of the Government to mainstream youth engagement in the design, monitoring, review and follow-up of sectoral programmes?	15					
In-country youth coordination mechanisms	To what extent did the UNCT strengthen the capacity of in-country institutional structures/mechanisms for the multisectoral and multistakeholder coordination of youth programmes?	16					
Meaningful youth engagement – UNCT support to Governments on SDGs	In what areas of UNCT support to the Government on the SDGs (see above) were youth meaningfully engaged ?	6.4					
UNCTs, youth-led solutions, knowledge exchange, communication and advocacy							
Investments in youth-led solutions	To what extent did the UNCT support investments in youth-led solutions (incubation and scaling)?	17					
UNCTs, youth and knowledge exchange	Did the UNCT's knowledge exchange plan include youth components? If yes, did the UNCT have committed funding for this?	18					
UNCTs, youth, communication and advocacy	Did the UNCT's joint communication and advocacy strategy include youth components? Was accessibility for young people with disabilities taken into consideration? Were campaigns activated in Youth2030 priority areas?	19					
Meaningful youth engagement – UNCT-led projects and campaigns	In which categories of UNCT-led projects and campaigns (see above) were youth meaningfully engaged ?	6.5					
Youth focus in UN Sustainable Development Cooperation Frameworks (UNSDCFs)							
Youth situational analyses in common country analyses	To what extent does the common country analysis of the UNCT include a gendered, youth situational analysis ?	1					
Results for youth in UNSDCFs	Does the UNSDCF (or equivalent) include results for youth at the output and/or outcome level?	2					
Youth2030 in joint workplans and Business Operations Strategy (BOS) implementation plans of UNCTs	To what extent did the UNCT joint workplan of results/thematic group(s) include Youth2030 activities?	3.1					
	Did the UNCT BOS implementation plan include Youth2030 activities?	3.2					
Funding for youth results in UNSDCFs	What proportion of the planned budget was funded for the achievement of results for youth?	4.1					
	What proportion of the available funding was utilized for the achievement of results for youth?	4.2					
Transparency of youth results in UNCTs	Did the UNCT annual report include reporting on joint programming for youth ? If yes, is it available publicly?	5					
Meaningful youth engagement – UNSDCF processes of UNCTs**	In which UNSDCF processes (see above) of the UNCT were youth meaningfully engaged ?	6.3					
UNCT leadership, culture, architecture and capacities for youth							
Youth coordination architecture in UNCTs	What type of coordination mechanism did the UNCT have in place for coherent UN youth programmes ?	7					
Capacities for Youth2030 implementation in UNCTs	Were UNCT staff sensitized on Youth2030 implementation?	8					
Youth workforce in UNCTs	To what extent did the UNCT introduce innovations in human resources management (common service line) in the BOS to increase the share of the youth workforce (<35 years)?	9					
Fair and quality internships in UNCTs	To what extent did the UNCT introduce innovations in human resources management (common service line) in the BOS to increase opportunities and improve the fairness and quality of internships ?	10					
Meaningful youth engagement – Leadership and culture in UNCTs	What UNCT policies and processes were in place for meaningful youth engagement ?	6.1					
	Did the UNCT engage diverse youth ?	6.2					

* Data on KPI 20 available only for the 2020 reporting period.

** Data on KPI 6.3: a) available for 104 out of 130 UNCTs for the 2021 reporting period; b) scoring for all 131 UNCTs available and based on modified criteria for the 2022 reporting period.

How to read Key Performance Indicators (KPIs): FOR youth WITH youth

How to read scores: ● At milestone ● Moving forward ● Getting ready

For detailed KPI scoring criteria, see the Youth2030 UNCT Scorecard [↗](#)

Short description of KPI	Question	Year	2020	2021	2022	2023	2024
		KPI #					
UNCTs, youth, COVID-19 response and recovery							
UN Country Teams (UNCTs), COVID-19 response and recovery plan, youth*	To what extent did the UNCT COVID-19 socioeconomic response and recovery plan include a focus on youth?	20	●	✕	✕		
UNCT support to Governments on youth and SDGs							
Leave No Youth Behind – assessment and action	To what extent did the UNCT strengthen the capacity of the Government to design and deliver data-driven strategies to Leave No Youth Behind in national sectoral plans?	11	●	●	●		
Policy alignment to SDGs and coherence for youth development	In what proportion of youth-related sectors did the UNCT strengthen the capacity of the Government to enhance policy alignment for sustainable development?	12.1	●	●	●		
	Did the UNCT strengthen the capacity of the Government to enhance the coherence of youth-related policies for sustainable development?	12.2	●	●	●		
Public finance for youth development	In what proportion of youth-related sectors did the UNCT strengthen the capacity of the Government to improve public financing for youth development?	13	●	●	●		
Disaggregated data on youth for decision-making	In what proportion of youth-related sectors did the UNCT strengthen the capacity of the Government to increase the availability of youth-relevant, high-quality, timely and reliable disaggregated data ?	14	●	●	●		
Youth engagement in design, monitoring and review of in-country programmes	In what proportion of youth-related sectors did the UNCT strengthen the capacity of the Government to mainstream youth engagement in the design, monitoring, review and follow-up of sectoral programmes?	15	●	●	●		
In-country youth coordination mechanisms	To what extent did the UNCT strengthen the capacity of in-country institutional structures/mechanisms for the multisectoral and multistakeholder coordination of youth programmes?	16	●	●	●		
Meaningful youth engagement – UNCT support to Governments on SDGs	In what areas of UNCT support to the Government on the SDGs (see above) were youth meaningfully engaged ?	6.4	●	●	●		
UNCTs, youth-led solutions, knowledge exchange, communication and advocacy							
Investments in youth-led solutions	To what extent did the UNCT support investments in youth-led solutions (incubation and scaling)?	17	●	●	●		
UNCTs, youth and knowledge exchange	Did the UNCT's knowledge exchange plan include youth components? If yes, did the UNCT have committed funding for this?	18	●	●	●		
UNCTs, youth, communication and advocacy	Did the UNCT's joint communication and advocacy strategy include youth components? Was accessibility for young people with disabilities taken into consideration? Were campaigns activated in Youth2030 priority areas?	19	●	●	●		
Meaningful youth engagement – UNCT-led projects and campaigns	In which categories of UNCT-led projects and campaigns (see above) were youth meaningfully engaged ?	6.5	●	●	●		
Youth focus in UN Sustainable Development Cooperation Frameworks (UNSDCFs)							
Youth situational analyses in common country analyses	To what extent does the common country analysis of the UNCT include a gendered, youth situational analysis ?	1	●	●	●		
Results for youth in UNSDCF	Does the UNSDCF (or equivalent) include results for youth at the output and/or outcome level?	2	●	●	●		
Youth2030 in joint workplans and Business Operations Strategy (BOS) implementation plans of UNCTs	To what extent did the UNCT joint workplan of results/thematic group(s) include Youth2030 activities?	3.1	●	●	●		
	Did the UNCT BOS implementation plan include Youth2030 activities?	3.2	●	●	●		
Funding for youth results in UNSDCF	What proportion of the planned budget was funded for the achievement of results for youth?	4.1	●	●	●		
	What proportion of the available funding was utilized for the achievement of results for youth?	4.2	●	●	●		
Transparency of youth results in UNCTs	Did the UNCT annual report include reporting on joint programming for youth ? If yes, is it available publicly?	5	●	●	●		
Meaningful youth engagement – UNSDCF processes of UNCTs**	In which UNSDCF processes (see above) of the UNCT were youth meaningfully engaged ?	6.3	●	✕	●		
UNCT leadership, culture, architecture and capacities for youth							
Youth coordination architecture in UNCTs	What type of coordination mechanism did the UNCT have in place for coherent UN youth programmes ?	7	●	●	●		
Capacities for Youth2030 implementation in UNCTs	Were UNCT staff sensitized on Youth2030 implementation?	8	●	●	●		
Youth workforce in UNCTs	To what extent did the UNCT introduce innovations in human resources management (common service line) in the BOS to increase the share of the youth workforce (<35 years)?	9	●	●	●		
Fair and quality internships in UNCTs	To what extent did the UNCT introduce innovations in human resources management (common service line) in the BOS to increase opportunities and improve the fairness and quality of internships ?	10	●	●	●		
Meaningful youth engagement – Leadership and culture in UNCTs	What UNCT policies and processes were in place for meaningful youth engagement ?	6.1	●	●	●		
	Did the UNCT engage diverse youth ?	6.2	●	●	●		

* Data on KPI 20 available only for the 2020 reporting period.

** Data on KPI 6.3: a) available for 104 out of 130 UNCTs for the 2021 reporting period; b) scoring for all 131 UNCTs available and based on modified criteria for the 2022 reporting period.

How to read Key Performance Indicators (KPIs): FOR youth WITH youth

How to read scores: At milestone Moving forward Getting ready

For detailed KPI scoring criteria, see the Youth2030 UNCT Scorecard [↗](#)

Short description of KPI	Question	Year	2020	2021	2022	2023	2024
		KPI #					
UNCTs, youth, COVID-19 response and recovery							
UN Country Teams (UNCTs), COVID-19 response and recovery plan, youth*	To what extent did the UNCT COVID-19 socioeconomic response and recovery plan include a focus on youth?	20					
UNCT support to Governments on youth and SDGs							
Leave No Youth Behind – assessment and action	To what extent did the UNCT strengthen the capacity of the Government to design and deliver data-driven strategies to Leave No Youth Behind in national sectoral plans?	11					
Policy alignment to SDGs and coherence for youth development	In what proportion of youth-related sectors did the UNCT strengthen the capacity of the Government to enhance policy alignment for sustainable development?	12.1					
	Did the UNCT strengthen the capacity of the Government to enhance the coherence of youth-related policies for sustainable development?	12.2					
Public finance for youth development	In what proportion of youth-related sectors did the UNCT strengthen the capacity of the Government to improve public financing for youth development?	13					
Disaggregated data on youth for decision-making	In what proportion of youth-related sectors did the UNCT strengthen the capacity of the Government to increase the availability of youth-relevant, high-quality, timely and reliable disaggregated data ?	14					
Youth engagement in design, monitoring and review of in-country programmes	In what proportion of youth-related sectors did the UNCT strengthen the capacity of the Government to mainstream youth engagement in the design, monitoring, review and follow-up of sectoral programmes?	15					
In-country youth coordination mechanisms	To what extent did the UNCT strengthen the capacity of in-country institutional structures/mechanisms for the multisectoral and multistakeholder coordination of youth programmes?	16					
Meaningful youth engagement – UNCT support to Governments on SDGs	In what areas of UNCT support to the Government on the SDGs (see above) were youth meaningfully engaged ?	6.4					
UNCTs, youth-led solutions, knowledge exchange, communication and advocacy							
Investments in youth-led solutions	To what extent did the UNCT support investments in youth-led solutions (incubation and scaling)?	17					
UNCTs, youth and knowledge exchange	Did the UNCT's knowledge exchange plan include youth components? If yes, did the UNCT have committed funding for this?	18					
UNCTs, youth, communication and advocacy	Did the UNCT's joint communication and advocacy strategy include youth components? Was accessibility for young people with disabilities taken into consideration? Were campaigns activated in Youth2030 priority areas?	19					
Meaningful youth engagement – UNCT-led projects and campaigns	In which categories of UNCT-led projects and campaigns (see above) were youth meaningfully engaged ?	6.5					
Youth focus in UN Sustainable Development Cooperation Frameworks (UNSDCFs)							
Youth situational analyses in common country analyses	To what extent does the common country analysis of the UNCT include a gendered, youth situational analysis ?	1					
Results for youth in UNSDCF	Does the UNSDCF (or equivalent) include results for youth at the output and/or outcome level?	2					
Youth2030 in joint workplans and Business Operations Strategy (BOS) implementation plans of UNCTs	To what extent did the UNCT joint workplan of results/thematic group(s) include Youth2030 activities?	3.1					
	Did the UNCT BOS implementation plan include Youth2030 activities?	3.2					
Funding for youth results in UNSDCF	What proportion of the planned budget was funded for the achievement of results for youth?	4.1					
	What proportion of the available funding was utilized for the achievement of results for youth?	4.2					
Transparency of youth results in UNCTs	Did the UNCT annual report include reporting on joint programming for youth ? If yes, is it available publicly?	5					
Meaningful youth engagement – UNSDCF processes of UNCTs**	In which UNSDCF processes (see above) of the UNCT were youth meaningfully engaged ?	6.3					
UNCT leadership, culture, architecture and capacities for youth							
Youth coordination architecture in UNCTs	What type of coordination mechanism did the UNCT have in place for coherent UN youth programmes ?	7					
Capacities for Youth2030 implementation in UNCTs	Were UNCT staff sensitized on Youth2030 implementation?	8					
Youth workforce in UNCTs	To what extent did the UNCT introduce innovations in human resources management (common service line) in the BOS to increase the share of the youth workforce (<35 years)?	9					
Fair and quality internships in UNCTs	To what extent did the UNCT introduce innovations in human resources management (common service line) in the BOS to increase opportunities and improve the fairness and quality of internships ?	10					
Meaningful youth engagement – Leadership and culture in UNCTs	What UNCT policies and processes were in place for meaningful youth engagement ?	6.1					
	Did the UNCT engage diverse youth ?	6.2					

* Data on KPI 20 available only for the 2020 reporting period.

** Data on KPI 6.3: a) available for 104 out of 130 UNCTs for the 2021 reporting period; b) scoring for all 131 UNCTs available and based on modified criteria for the 2022 reporting period.

How to read Key Performance Indicators (KPIs): FOR youth WITH youth

How to read scores: ● At milestone ● Moving forward ● Getting ready

For detailed KPI scoring criteria, see the Youth2030 UNCT Scorecard [↗](#)

Short description of KPI	Question	Year	2020	2021	2022	2023	2024
		KPI #					
UNCTs, youth, COVID-19 response and recovery							
UN Country Teams (UNCTs), COVID-19 response and recovery plan, youth*	To what extent did the UNCT COVID-19 socioeconomic response and recovery plan include a focus on youth?	20	●	X	X		
UNCT support to Governments on youth and SDGs							
Leave No Youth Behind – assessment and action	To what extent did the UNCT strengthen the capacity of the Government to design and deliver data-driven strategies to Leave No Youth Behind in national sectoral plans?	11	●	●	●		
Policy alignment to SDGs and coherence for youth development	In what proportion of youth-related sectors did the UNCT strengthen the capacity of the Government to enhance policy alignment for sustainable development?	12.1	●	●	●		
	Did the UNCT strengthen the capacity of the Government to enhance the coherence of youth-related policies for sustainable development?	12.2	●	●	●		
Public finance for youth development	In what proportion of youth-related sectors did the UNCT strengthen the capacity of the Government to improve public financing for youth development?	13	●	●	●		
Disaggregated data on youth for decision-making	In what proportion of youth-related sectors did the UNCT strengthen the capacity of the Government to increase the availability of youth-relevant, high-quality, timely and reliable disaggregated data ?	14	●	●	●		
Youth engagement in design, monitoring and review of in-country programmes	In what proportion of youth-related sectors did the UNCT strengthen the capacity of the Government to mainstream youth engagement in the design, monitoring, review and follow-up of sectoral programmes?	15	●	●	●		
In-country youth coordination mechanisms	To what extent did the UNCT strengthen the capacity of in-country institutional structures/mechanisms for the multisectoral and multistakeholder coordination of youth programmes?	16	●	●	●		
Meaningful youth engagement – UNCT support to Governments on SDGs	In what areas of UNCT support to the Government on the SDGs (see above) were youth meaningfully engaged ?	6.4	●	●	●		
UNCTs, youth-led solutions, knowledge exchange, communication and advocacy							
Investments in youth-led solutions	To what extent did the UNCT support investments in youth-led solutions (incubation and scaling)?	17	●	●	●		
UNCTs, youth and knowledge exchange	Did the UNCT's knowledge exchange plan include youth components? If yes, did the UNCT have committed funding for this?	18	●	●	●		
UNCTs, youth, communication and advocacy	Did the UNCT's joint communication and advocacy strategy include youth components? Was accessibility for young people with disabilities taken into consideration? Were campaigns activated in Youth2030 priority areas?	19	●	●	●		
Meaningful youth engagement – UNCT-led projects and campaigns	In which categories of UNCT-led projects and campaigns (see above) were youth meaningfully engaged ?	6.5	●	●	●		
Youth focus in UN Sustainable Development Cooperation Frameworks (UNSDCFs)							
Youth situational analyses in common country analyses	To what extent does the common country analysis of the UNCT include a gendered, youth situational analysis ?	1	●	●	●		
Results for youth in UNSDCFs	Does the UNSDCF (or equivalent) include results for youth at the output and/or outcome level?	2	●	●	●		
Youth2030 in joint workplans and Business Operations Strategy (BOS) implementation plans of UNCTs	To what extent did the UNCT joint workplan of results/thematic group(s) include Youth2030 activities?	3.1	●	●	●		
	Did the UNCT BOS implementation plan include Youth2030 activities?	3.2	●	●	●		
Funding for youth results in UNSDCFs	What proportion of the planned budget was funded for the achievement of results for youth?	4.1	●	●	●		
	What proportion of the available funding was utilized for the achievement of results for youth?	4.2	●	●	●		
Transparency of youth results in UNCTs	Did the UNCT annual report include reporting on joint programming for youth ? If yes, is it available publicly?	5	●	●	●		
Meaningful youth engagement – UNSDCF processes of UNCTs**	In which UNSDCF processes (see above) of the UNCT were youth meaningfully engaged ?	6.3	●	●	●		
UNCT leadership, culture, architecture and capacities for youth							
Youth coordination architecture in UNCTs	What type of coordination mechanism did the UNCT have in place for coherent UN youth programmes ?	7	●	●	●		
Capacities for Youth2030 implementation in UNCTs	Were UNCT staff sensitized on Youth2030 implementation?	8	●	●	●		
Youth workforce in UNCTs	To what extent did the UNCT introduce innovations in human resources management (common service line) in the BOS to increase the share of the youth workforce (<35 years)?	9	●	●	●		
Fair and quality internships in UNCTs	To what extent did the UNCT introduce innovations in human resources management (common service line) in the BOS to increase opportunities and improve the fairness and quality of internships ?	10	●	●	●		
Meaningful youth engagement – Leadership and culture in UNCTs	What UNCT policies and processes were in place for meaningful youth engagement ?	6.1	●	●	●		
	Did the UNCT engage diverse youth ?	6.2	●	●	●		

* Data on KPI 20 available only for the 2020 reporting period.

** Data on KPI 6.3: a) available for 104 out of 130 UNCTs for the 2021 reporting period; b) scoring for all 131 UNCTs available and based on modified criteria for the 2022 reporting period.

How to read Key Performance Indicators (KPIs): FOR youth WITH youth

How to read scores: At milestone Moving forward Getting ready

For detailed KPI scoring criteria, see the Youth2030 UNCT Scorecard [↗](#)

Short description of KPI	Question	Year	2020	2021	2022	2023	2024
		KPI #					
UNCTs, youth, COVID-19 response and recovery							
UN Country Teams (UNCTs), COVID-19 response and recovery plan, youth*	To what extent did the UNCT COVID-19 socioeconomic response and recovery plan include a focus on youth?	20					
UNCT support to Governments on youth and SDGs							
Leave No Youth Behind – assessment and action	To what extent did the UNCT strengthen the capacity of the Government to design and deliver data-driven strategies to Leave No Youth Behind in national sectoral plans?	11					
Policy alignment to SDGs and coherence for youth development	In what proportion of youth-related sectors did the UNCT strengthen the capacity of the Government to enhance policy alignment for sustainable development?	12.1					
	Did the UNCT strengthen the capacity of the Government to enhance the coherence of youth-related policies for sustainable development?	12.2					
Public finance for youth development	In what proportion of youth-related sectors did the UNCT strengthen the capacity of the Government to improve public financing for youth development?	13					
Disaggregated data on youth for decision-making	In what proportion of youth-related sectors did the UNCT strengthen the capacity of the Government to increase the availability of youth-relevant, high-quality, timely and reliable disaggregated data ?	14					
Youth engagement in design, monitoring and review of in-country programmes	In what proportion of youth-related sectors did the UNCT strengthen the capacity of the Government to mainstream youth engagement in the design, monitoring, review and follow-up of sectoral programmes?	15					
In-country youth coordination mechanisms	To what extent did the UNCT strengthen the capacity of in-country institutional structures/mechanisms for the multisectoral and multistakeholder coordination of youth programmes?	16					
Meaningful youth engagement – UNCT support to Governments on SDGs	In what areas of UNCT support to the Government on the SDGs (see above) were youth meaningfully engaged ?	6.4					
UNCTs, youth-led solutions, knowledge exchange, communication and advocacy							
Investments in youth-led solutions	To what extent did the UNCT support investments in youth-led solutions (incubation and scaling)?	17					
UNCTs, youth and knowledge exchange	Did the UNCT's knowledge exchange plan include youth components? If yes, did the UNCT have committed funding for this?	18					
UNCTs, youth, communication and advocacy	Did the UNCT's joint communication and advocacy strategy include youth components? Was accessibility for young people with disabilities taken into consideration? Were campaigns activated in Youth2030 priority areas?	19					
Meaningful youth engagement – UNCT-led projects and campaigns	In which categories of UNCT-led projects and campaigns (see above) were youth meaningfully engaged ?	6.5					
Youth focus in UN Sustainable Development Cooperation Frameworks (UNSDCFs)							
Youth situational analyses in common country analyses	To what extent does the common country analysis of the UNCT include a gendered, youth situational analysis ?	1					
Results for youth in UNSDCFs	Does the UNSDCF (or equivalent) include results for youth at the output and/or outcome level?	2					
Youth2030 in joint workplans and Business Operations Strategy (BOS) implementation plans of UNCTs	To what extent did the UNCT joint workplan of results/thematic group(s) include Youth2030 activities?	3.1					
	Did the UNCT BOS implementation plan include Youth2030 activities?	3.2					
Funding for youth results in UNSDCFs	What proportion of the planned budget was funded for the achievement of results for youth?	4.1					
	What proportion of the available funding was utilized for the achievement of results for youth?	4.2					
Transparency of youth results in UNCTs	Did the UNCT annual report include reporting on joint programming for youth ? If yes, is it available publicly?	5					
Meaningful youth engagement – UNSDCF processes of UNCTs**	In which UNSDCF processes (see above) of the UNCT were youth meaningfully engaged ?	6.3					
UNCT leadership, culture, architecture and capacities for youth							
Youth coordination architecture in UNCTs	What type of coordination mechanism did the UNCT have in place for coherent UN youth programmes ?	7					
Capacities for Youth2030 implementation in UNCTs	Were UNCT staff sensitized on Youth2030 implementation?	8					
Youth workforce in UNCTs	To what extent did the UNCT introduce innovations in human resources management (common service line) in the BOS to increase the share of the youth workforce (<35 years)?	9					
Fair and quality internships in UNCTs	To what extent did the UNCT introduce innovations in human resources management (common service line) in the BOS to increase opportunities and improve the fairness and quality of internships ?	10					
Meaningful youth engagement – Leadership and culture in UNCTs	What UNCT policies and processes were in place for meaningful youth engagement ?	6.1					
	Did the UNCT engage diverse youth ?	6.2					

* Data on KPI 20 available only for the 2020 reporting period.

** Data on KPI 6.3: a) available for 104 out of 130 UNCTs for the 2021 reporting period; b) scoring for all 131 UNCTs available and based on modified criteria for the 2022 reporting period.

How to read Key Performance Indicators (KPIs): FOR youth WITH youth

How to read scores: ● At milestone ● Moving forward ● Getting ready

For detailed KPI scoring criteria, see the Youth2030 UNCT Scorecard [↗](#)

Short description of KPI	Question	Year	2020	2021	2022	2023	2024
		KPI #					
UNCTs, youth, COVID-19 response and recovery							
UN Country Teams (UNCTs), COVID-19 response and recovery plan, youth**	To what extent did the UNCT COVID-19 socioeconomic response and recovery plan include a focus on youth?	20	●	✕	✕		
UNCT support to Governments on youth and SDGs							
Leave No Youth Behind – assessment and action	To what extent did the UNCT strengthen the capacity of the Government to design and deliver data-driven strategies to Leave No Youth Behind in national sectoral plans?	11	●	●	●		
Policy alignment to SDGs and coherence for youth development	In what proportion of youth-related sectors did the UNCT strengthen the capacity of the Government to enhance policy alignment for sustainable development?	12.1	●	●	●		
	Did the UNCT strengthen the capacity of the Government to enhance the coherence of youth-related policies for sustainable development?	12.2	●	●	●		
Public finance for youth development	In what proportion of youth-related sectors did the UNCT strengthen the capacity of the Government to improve public financing for youth development?	13	●	●	●		
Disaggregated data on youth for decision-making	In what proportion of youth-related sectors did the UNCT strengthen the capacity of the Government to increase the availability of youth-relevant, high-quality, timely and reliable disaggregated data ?	14	●	●	●		
Youth engagement in design, monitoring and review of in-country programmes	In what proportion of youth-related sectors did the UNCT strengthen the capacity of the Government to mainstream youth engagement in the design, monitoring, review and follow-up of sectoral programmes?	15	●	●	●		
In-country youth coordination mechanisms	To what extent did the UNCT strengthen the capacity of in-country institutional structures/mechanisms for the multisectoral and multistakeholder coordination of youth programmes?	16	●	●	●		
Meaningful youth engagement – UNCT support to Governments on SDGs	In what areas of UNCT support to the Government on the SDGs (see above) were youth meaningfully engaged ?	6.4	●	●	●		
UNCTs, youth-led solutions, knowledge exchange, communication and advocacy							
Investments in youth-led solutions	To what extent did the UNCT support investments in youth-led solutions (incubation and scaling)?	17	●	●	●		
UNCTs, youth and knowledge exchange	Did the UNCT's knowledge exchange plan include youth components? If yes, did the UNCT have committed funding for this?	18	●	●	●		
UNCTs, youth, communication and advocacy	Did the UNCT's joint communication and advocacy strategy include youth components? Was accessibility for young people with disabilities taken into consideration? Were campaigns activated in Youth2030 priority areas?	19	●	●	●		
Meaningful youth engagement – UNCT-led projects and campaigns	In which categories of UNCT-led projects and campaigns (see above) were youth meaningfully engaged ?	6.5	●	●	●		
Youth focus in UN Sustainable Development Cooperation Frameworks (UNSDCFs)							
Youth situational analyses in common country analyses	To what extent does the common country analysis of the UNCT include a gendered, youth situational analysis ?	1	●	●	●		
Results for youth in UNSDCF	Does the UNSDCF (or equivalent) include results for youth at the output and/or outcome level?	2	●	●	●		
Youth2030 in joint workplans and Business Operations Strategy (BOS) implementation plans of UNCTs	To what extent did the UNCT joint workplan of results/thematic group(s) include Youth2030 activities?	3.1	●	●	●		
	Did the UNCT BOS implementation plan include Youth2030 activities?	3.2	●	●	●		
Funding for youth results in UNSDCF	What proportion of the planned budget was funded for the achievement of results for youth?	4.1	●	●	●		
	What proportion of the available funding was utilized for the achievement of results for youth?	4.2	●	●	●		
Transparency of youth results in UNCTs	Did the UNCT annual report include reporting on joint programming for youth ? If yes, is it available publicly?	5	●	●	●		
Meaningful youth engagement – UNSDCF processes of UNCTs***	In which UNSDCF processes (see above) of the UNCT were youth meaningfully engaged ?	6.3	●	●	●		
UNCT leadership, culture, architecture and capacities for youth							
Youth coordination architecture in UNCTs	What type of coordination mechanism did the UNCT have in place for coherent UN youth programmes ?	7	●	●	●		
Capacities for Youth2030 implementation in UNCTs	Were UNCT staff sensitized on Youth2030 implementation?	8	●	●	●		
Youth workforce in UNCTs	To what extent did the UNCT introduce innovations in human resources management (common service line) in the BOS to increase the share of the youth workforce (<35 years)?	9	●	●	●		
Fair and quality internships in UNCTs	To what extent did the UNCT introduce innovations in human resources management (common service line) in the BOS to increase opportunities and improve the fairness and quality of internships ?	10	●	●	●		
Meaningful youth engagement – Leadership and culture in UNCTs	What UNCT policies and processes were in place for meaningful youth engagement ?	6.1	●	●	●		
	Did the UNCT engage diverse youth ?	6.2	●	●	●		

* Multi-Country Office for Anguilla, Antigua and Barbuda, Barbados, the British Virgin Islands, the Commonwealth of Dominica, Grenada, Montserrat, Saint Lucia, Saint Kitts and Nevis, Saint Vincent and the Grenadines.

** Data on KPI 20 available only for the 2020 reporting period.

*** Data on KPI 6.3: a) available for 104 out of 130 UNCTs for the 2021 reporting period; b) scoring for all 131 UNCTs available and based on modified criteria for the 2022 reporting period.

How to read Key Performance Indicators (KPIs): FOR youth WITH youth

How to read scores: At milestone Moving forward Getting ready

For detailed KPI scoring criteria, see the Youth2030 UNCT Scorecard [↗](#)

Short description of KPI	Question	Year	2020	2021	2022	2023	2024
		KPI #					
UNCTs, youth, COVID-19 response and recovery							
UN Country Teams (UNCTs), COVID-19 response and recovery plan, youth*	To what extent did the UNCT COVID-19 socioeconomic response and recovery plan include a focus on youth?	20					
UNCT support to Governments on youth and SDGs							
Leave No Youth Behind – assessment and action	To what extent did the UNCT strengthen the capacity of the Government to design and deliver data-driven strategies to Leave No Youth Behind in national sectoral plans?	11					
Policy alignment to SDGs and coherence for youth development	In what proportion of youth-related sectors did the UNCT strengthen the capacity of the Government to enhance policy alignment for sustainable development?	12.1					
	Did the UNCT strengthen the capacity of the Government to enhance the coherence of youth-related policies for sustainable development?	12.2					
Public finance for youth development	In what proportion of youth-related sectors did the UNCT strengthen the capacity of the Government to improve public financing for youth development?	13					
Disaggregated data on youth for decision-making	In what proportion of youth-related sectors did the UNCT strengthen the capacity of the Government to increase the availability of youth-relevant, high-quality, timely and reliable disaggregated data ?	14					
Youth engagement in design, monitoring and review of in-country programmes	In what proportion of youth-related sectors did the UNCT strengthen the capacity of the Government to mainstream youth engagement in the design, monitoring, review and follow-up of sectoral programmes?	15					
In-country youth coordination mechanisms	To what extent did the UNCT strengthen the capacity of in-country institutional structures/mechanisms for the multisectoral and multistakeholder coordination of youth programmes?	16					
Meaningful youth engagement – UNCT support to Governments on SDGs	In what areas of UNCT support to the Government on the SDGs (see above) were youth meaningfully engaged ?	6.4					
UNCTs, youth-led solutions, knowledge exchange, communication and advocacy							
Investments in youth-led solutions	To what extent did the UNCT support investments in youth-led solutions (incubation and scaling)?	17					
UNCTs, youth and knowledge exchange	Did the UNCT's knowledge exchange plan include youth components? If yes, did the UNCT have committed funding for this?	18					
UNCTs, youth, communication and advocacy	Did the UNCT's joint communication and advocacy strategy include youth components? Was accessibility for young people with disabilities taken into consideration? Were campaigns activated in Youth2030 priority areas?	19					
Meaningful youth engagement – UNCT-led projects and campaigns	In which categories of UNCT-led projects and campaigns (see above) were youth meaningfully engaged ?	6.5					
Youth focus in UN Sustainable Development Cooperation Frameworks (UNSDCFs)							
Youth situational analyses in common country analyses	To what extent does the common country analysis of the UNCT include a gendered, youth situational analysis ?	1					
Results for youth in UNSDCFs	Does the UNSDCF (or equivalent) include results for youth at the output and/or outcome level?	2					
Youth2030 in joint workplans and Business Operations Strategy (BOS) implementation plans of UNCTs	To what extent did the UNCT joint workplan of results/thematic group(s) include Youth2030 activities?	3.1					
	Did the UNCT BOS implementation plan include Youth2030 activities?	3.2					
Funding for youth results in UNSDCFs	What proportion of the planned budget was funded for the achievement of results for youth?	4.1					
	What proportion of the available funding was utilized for the achievement of results for youth?	4.2					
Transparency of youth results in UNCTs	Did the UNCT annual report include reporting on joint programming for youth ? If yes, is it available publicly?	5					
Meaningful youth engagement – UNSDCF processes of UNCTs**	In which UNSDCF processes (see above) of the UNCT were youth meaningfully engaged ?	6.3					
UNCT leadership, culture, architecture and capacities for youth							
Youth coordination architecture in UNCTs	What type of coordination mechanism did the UNCT have in place for coherent UN youth programmes ?	7					
Capacities for Youth2030 implementation in UNCTs	Were UNCT staff sensitized on Youth2030 implementation?	8					
Youth workforce in UNCTs	To what extent did the UNCT introduce innovations in human resources management (common service line) in the BOS to increase the share of the youth workforce (<35 years)?	9					
Fair and quality internships in UNCTs	To what extent did the UNCT introduce innovations in human resources management (common service line) in the BOS to increase opportunities and improve the fairness and quality of internships ?	10					
Meaningful youth engagement – Leadership and culture in UNCTs	What UNCT policies and processes were in place for meaningful youth engagement ?	6.1					
	Did the UNCT engage diverse youth ?	6.2					

* Data on KPI 20 available only for the 2020 reporting period.

** Data on KPI 6.3: a) available for 104 out of 130 UNCTs for the 2021 reporting period; b) scoring for all 131 UNCTs available and based on modified criteria for the 2022 reporting period.

How to read Key Performance Indicators (KPIs): FOR youth WITH youth

How to read scores: ● At milestone ● Moving forward ● Getting ready

For detailed KPI scoring criteria, see the Youth2030 UNCT Scorecard [↗](#)

Short description of KPI	Question	Year	2020	2021	2022	2023	2024
		KPI #					
UNCTs, youth, COVID-19 response and recovery							
UN Country Teams (UNCTs), COVID-19 response and recovery plan, youth*	To what extent did the UNCT COVID-19 socioeconomic response and recovery plan include a focus on youth?	20	●	X	X		
UNCT support to Governments on youth and SDGs							
Leave No Youth Behind – assessment and action	To what extent did the UNCT strengthen the capacity of the Government to design and deliver data-driven strategies to Leave No Youth Behind in national sectoral plans?	11	●	●	●		
Policy alignment to SDGs and coherence for youth development	In what proportion of youth-related sectors did the UNCT strengthen the capacity of the Government to enhance policy alignment for sustainable development?	12.1	●	●	●		
	Did the UNCT strengthen the capacity of the Government to enhance the coherence of youth-related policies for sustainable development?	12.2	●	●	●		
Public finance for youth development	In what proportion of youth-related sectors did the UNCT strengthen the capacity of the Government to improve public financing for youth development?	13	●	●	●		
Disaggregated data on youth for decision-making	In what proportion of youth-related sectors did the UNCT strengthen the capacity of the Government to increase the availability of youth-relevant, high-quality, timely and reliable disaggregated data ?	14	●	●	●		
Youth engagement in design, monitoring and review of in-country programmes	In what proportion of youth-related sectors did the UNCT strengthen the capacity of the Government to mainstream youth engagement in the design, monitoring, review and follow-up of sectoral programmes?	15	●	●	●		
In-country youth coordination mechanisms	To what extent did the UNCT strengthen the capacity of in-country institutional structures/mechanisms for the multisectoral and multistakeholder coordination of youth programmes?	16	●	●	●		
Meaningful youth engagement – UNCT support to Governments on SDGs	In what areas of UNCT support to the Government on the SDGs (see above) were youth meaningfully engaged ?	6.4	●	●	●		
UNCTs, youth-led solutions, knowledge exchange, communication and advocacy							
Investments in youth-led solutions	To what extent did the UNCT support investments in youth-led solutions (incubation and scaling)?	17	●	●	●		
UNCTs, youth and knowledge exchange	Did the UNCT's knowledge exchange plan include youth components? If yes, did the UNCT have committed funding for this?	18	●	●	●		
UNCTs, youth, communication and advocacy	Did the UNCT's joint communication and advocacy strategy include youth components? Was accessibility for young people with disabilities taken into consideration? Were campaigns activated in Youth2030 priority areas?	19	●	●	●		
Meaningful youth engagement – UNCT-led projects and campaigns	In which categories of UNCT-led projects and campaigns (see above) were youth meaningfully engaged ?	6.5	●	●	●		
Youth focus in UN Sustainable Development Cooperation Frameworks (UNSDCFs)							
Youth situational analyses in common country analyses	To what extent does the common country analysis of the UNCT include a gendered, youth situational analysis ?	1	●	●	●		
Results for youth in UNSDCF	Does the UNSDCF (or equivalent) include results for youth at the output and/or outcome level?	2	●	●	●		
Youth2030 in joint workplans and Business Operations Strategy (BOS) implementation plans of UNCTs	To what extent did the UNCT joint workplan of results/thematic group(s) include Youth2030 activities?	3.1	●	●	●		
	Did the UNCT BOS implementation plan include Youth2030 activities?	3.2	●	●	●		
Funding for youth results in UNSDCF	What proportion of the planned budget was funded for the achievement of results for youth?	4.1	●	●	●		
	What proportion of the available funding was utilized for the achievement of results for youth?	4.2	●	●	●		
Transparency of youth results in UNCTs	Did the UNCT annual report include reporting on joint programming for youth ? If yes, is it available publicly?	5	●	●	●		
Meaningful youth engagement – UNSDCF processes of UNCTs**	In which UNSDCF processes (see above) of the UNCT were youth meaningfully engaged ?	6.3	●	●	●		
UNCT leadership, culture, architecture and capacities for youth							
Youth coordination architecture in UNCTs	What type of coordination mechanism did the UNCT have in place for coherent UN youth programmes ?	7	●	●	●		
Capacities for Youth2030 implementation in UNCTs	Were UNCT staff sensitized on Youth2030 implementation?	8	●	●	●		
Youth workforce in UNCTs	To what extent did the UNCT introduce innovations in human resources management (common service line) in the BOS to increase the share of the youth workforce (<35 years)?	9	●	●	●		
Fair and quality internships in UNCTs	To what extent did the UNCT introduce innovations in human resources management (common service line) in the BOS to increase opportunities and improve the fairness and quality of internships ?	10	●	●	●		
Meaningful youth engagement – Leadership and culture in UNCTs	What UNCT policies and processes were in place for meaningful youth engagement ?	6.1	●	●	●		
	Did the UNCT engage diverse youth ?	6.2	●	●	●		

* Data on KPI 20 available only for the 2020 reporting period.

** Data on KPI 6.3: a) available for 104 out of 130 UNCTs for the 2021 reporting period; b) scoring for all 131 UNCTs available and based on modified criteria for the 2022 reporting period.

How to read Key Performance Indicators (KPIs): FOR youth WITH youth

How to read scores: At milestone Moving forward Getting ready

For detailed KPI scoring criteria, see the Youth2030 UNCT Scorecard [↗](#)

Short description of KPI	Question	Year	2020	2021	2022	2023	2024
		KPI #					
UNCTs, youth, COVID-19 response and recovery							
UN Country Teams (UNCTs), COVID-19 response and recovery plan, youth*	To what extent did the UNCT COVID-19 socioeconomic response and recovery plan include a focus on youth?	20					
UNCT support to Governments on youth and SDGs							
Leave No Youth Behind – assessment and action	To what extent did the UNCT strengthen the capacity of the Government to design and deliver data-driven strategies to Leave No Youth Behind in national sectoral plans?	11					
Policy alignment to SDGs and coherence for youth development	In what proportion of youth-related sectors did the UNCT strengthen the capacity of the Government to enhance policy alignment for sustainable development?	12.1					
	Did the UNCT strengthen the capacity of the Government to enhance the coherence of youth-related policies for sustainable development?	12.2					
Public finance for youth development	In what proportion of youth-related sectors did the UNCT strengthen the capacity of the Government to improve public financing for youth development?	13					
Disaggregated data on youth for decision-making	In what proportion of youth-related sectors did the UNCT strengthen the capacity of the Government to increase the availability of youth-relevant, high-quality, timely and reliable disaggregated data ?	14					
Youth engagement in design, monitoring and review of in-country programmes	In what proportion of youth-related sectors did the UNCT strengthen the capacity of the Government to mainstream youth engagement in the design, monitoring, review and follow-up of sectoral programmes?	15					
In-country youth coordination mechanisms	To what extent did the UNCT strengthen the capacity of in-country institutional structures/mechanisms for the multisectoral and multistakeholder coordination of youth programmes?	16					
Meaningful youth engagement – UNCT support to Governments on SDGs	In what areas of UNCT support to the Government on the SDGs (see above) were youth meaningfully engaged ?	6.4					
UNCTs, youth-led solutions, knowledge exchange, communication and advocacy							
Investments in youth-led solutions	To what extent did the UNCT support investments in youth-led solutions (incubation and scaling)?	17					
UNCTs, youth and knowledge exchange	Did the UNCT's knowledge exchange plan include youth components? If yes, did the UNCT have committed funding for this?	18					
UNCTs, youth, communication and advocacy	Did the UNCT's joint communication and advocacy strategy include youth components? Was accessibility for young people with disabilities taken into consideration? Were campaigns activated in Youth2030 priority areas?	19					
Meaningful youth engagement – UNCT-led projects and campaigns	In which categories of UNCT-led projects and campaigns (see above) were youth meaningfully engaged ?	6.5					
Youth focus in UN Sustainable Development Cooperation Frameworks (UNSDCFs)							
Youth situational analyses in common country analyses	To what extent does the common country analysis of the UNCT include a gendered, youth situational analysis ?	1					
Results for youth in UNSDCFs	Does the UNSDCF (or equivalent) include results for youth at the output and/or outcome level?	2					
Youth2030 in joint workplans and Business Operations Strategy (BOS) implementation plans of UNCTs	To what extent did the UNCT joint workplan of results/thematic group(s) include Youth2030 activities?	3.1					
	Did the UNCT BOS implementation plan include Youth2030 activities?	3.2					
Funding for youth results in UNSDCFs	What proportion of the planned budget was funded for the achievement of results for youth?	4.1					
	What proportion of the available funding was utilized for the achievement of results for youth?	4.2					
Transparency of youth results in UNCTs	Did the UNCT annual report include reporting on joint programming for youth ? If yes, is it available publicly?	5					
Meaningful youth engagement – UNSDCF processes of UNCTs**	In which UNSDCF processes (see above) of the UNCT were youth meaningfully engaged ?	6.3					
UNCT leadership, culture, architecture and capacities for youth							
Youth coordination architecture in UNCTs	What type of coordination mechanism did the UNCT have in place for coherent UN youth programmes ?	7					
Capacities for Youth2030 implementation in UNCTs	Were UNCT staff sensitized on Youth2030 implementation?	8					
Youth workforce in UNCTs	To what extent did the UNCT introduce innovations in human resources management (common service line) in the BOS to increase the share of the youth workforce (<35 years)?	9					
Fair and quality internships in UNCTs	To what extent did the UNCT introduce innovations in human resources management (common service line) in the BOS to increase opportunities and improve the fairness and quality of internships ?	10					
Meaningful youth engagement – Leadership and culture in UNCTs	What UNCT policies and processes were in place for meaningful youth engagement ?	6.1					
	Did the UNCT engage diverse youth ?	6.2					

* Data on KPI 20 available only for the 2020 reporting period.

** Data on KPI 6.3: a) available for 104 out of 130 UNCTs for the 2021 reporting period; b) scoring for all 131 UNCTs available and based on modified criteria for the 2022 reporting period.

How to read Key Performance Indicators (KPIs): FOR youth WITH youth

How to read scores: At milestone Moving forward Getting ready

For detailed KPI scoring criteria, see the Youth2030 UNCT Scorecard [↗](#)

Short description of KPI	Question	Year	2020	2021	2022	2023	2024
		KPI #					
UNCTs, youth, COVID-19 response and recovery							
UN Country Teams (UNCTs), COVID-19 response and recovery plan, youth*	To what extent did the UNCT COVID-19 socioeconomic response and recovery plan include a focus on youth?	20					
UNCT support to Governments on youth and SDGs							
Leave No Youth Behind – assessment and action	To what extent did the UNCT strengthen the capacity of the Government to design and deliver data-driven strategies to Leave No Youth Behind in national sectoral plans?	11					
Policy alignment to SDGs and coherence for youth development	In what proportion of youth-related sectors did the UNCT strengthen the capacity of the Government to enhance policy alignment for sustainable development?	12.1					
	Did the UNCT strengthen the capacity of the Government to enhance the coherence of youth-related policies for sustainable development?	12.2					
Public finance for youth development	In what proportion of youth-related sectors did the UNCT strengthen the capacity of the Government to improve public financing for youth development?	13					
Disaggregated data on youth for decision-making	In what proportion of youth-related sectors did the UNCT strengthen the capacity of the Government to increase the availability of youth-relevant, high-quality, timely and reliable disaggregated data ?	14					
Youth engagement in design, monitoring and review of in-country programmes	In what proportion of youth-related sectors did the UNCT strengthen the capacity of the Government to mainstream youth engagement in the design, monitoring, review and follow-up of sectoral programmes?	15					
In-country youth coordination mechanisms	To what extent did the UNCT strengthen the capacity of in-country institutional structures/mechanisms for the multisectoral and multistakeholder coordination of youth programmes?	16					
Meaningful youth engagement – UNCT support to Governments on SDGs	In what areas of UNCT support to the Government on the SDGs (see above) were youth meaningfully engaged ?	6.4					
UNCTs, youth-led solutions, knowledge exchange, communication and advocacy							
Investments in youth-led solutions	To what extent did the UNCT support investments in youth-led solutions (incubation and scaling)?	17					
UNCTs, youth and knowledge exchange	Did the UNCT's knowledge exchange plan include youth components? If yes, did the UNCT have committed funding for this?	18					
UNCTs, youth, communication and advocacy	Did the UNCT's joint communication and advocacy strategy include youth components? Was accessibility for young people with disabilities taken into consideration? Were campaigns activated in Youth2030 priority areas?	19					
Meaningful youth engagement – UNCT-led projects and campaigns	In which categories of UNCT-led projects and campaigns (see above) were youth meaningfully engaged ?	6.5					
Youth focus in UN Sustainable Development Cooperation Frameworks (UNSDCFs)							
Youth situational analyses in common country analyses	To what extent does the common country analysis of the UNCT include a gendered, youth situational analysis ?	1					
Results for youth in UNSDCF	Does the UNSDCF (or equivalent) include results for youth at the output and/or outcome level?	2					
Youth2030 in joint workplans and Business Operations Strategy (BOS) implementation plans of UNCTs	To what extent did the UNCT joint workplan of results/thematic group(s) include Youth2030 activities?	3.1					
	Did the UNCT BOS implementation plan include Youth2030 activities?	3.2					
Funding for youth results in UNSDCF	What proportion of the planned budget was funded for the achievement of results for youth?	4.1					
	What proportion of the available funding was utilized for the achievement of results for youth?	4.2					
Transparency of youth results in UNCTs	Did the UNCT annual report include reporting on joint programming for youth ? If yes, is it available publicly?	5					
Meaningful youth engagement – UNSDCF processes of UNCTs**	In which UNSDCF processes (see above) of the UNCT were youth meaningfully engaged ?	6.3					
UNCT leadership, culture, architecture and capacities for youth							
Youth coordination architecture in UNCTs	What type of coordination mechanism did the UNCT have in place for coherent UN youth programmes ?	7					
Capacities for Youth2030 implementation in UNCTs	Were UNCT staff sensitized on Youth2030 implementation?	8					
Youth workforce in UNCTs	To what extent did the UNCT introduce innovations in human resources management (common service line) in the BOS to increase the share of the youth workforce (<35 years)?	9					
Fair and quality internships in UNCTs	To what extent did the UNCT introduce innovations in human resources management (common service line) in the BOS to increase opportunities and improve the fairness and quality of internships ?	10					
Meaningful youth engagement – Leadership and culture in UNCTs	What UNCT policies and processes were in place for meaningful youth engagement ?	6.1					
	Did the UNCT engage diverse youth ?	6.2					

* Data on KPI 20 available only for the 2020 reporting period.

** Data on KPI 6.3: a) available for 104 out of 130 UNCTs for the 2021 reporting period; b) scoring for all 131 UNCTs available and based on modified criteria for the 2022 reporting period.

How to read Key Performance Indicators (KPIs): FOR youth WITH youth

How to read scores: At milestone Moving forward Getting ready

For detailed KPI scoring criteria, see the Youth2030 UNCT Scorecard [↗](#)

Short description of KPI	Question	Year	2020	2021	2022	2023	2024
		KPI #					
UNCTs, youth, COVID-19 response and recovery							
UN Country Teams (UNCTs), COVID-19 response and recovery plan, youth*	To what extent did the UNCT COVID-19 socioeconomic response and recovery plan include a focus on youth?	20					
UNCT support to Governments on youth and SDGs							
Leave No Youth Behind – assessment and action	To what extent did the UNCT strengthen the capacity of the Government to design and deliver data-driven strategies to Leave No Youth Behind in national sectoral plans?	11					
Policy alignment to SDGs and coherence for youth development	In what proportion of youth-related sectors did the UNCT strengthen the capacity of the Government to enhance policy alignment for sustainable development?	12.1					
	Did the UNCT strengthen the capacity of the Government to enhance the coherence of youth-related policies for sustainable development?	12.2					
Public finance for youth development	In what proportion of youth-related sectors did the UNCT strengthen the capacity of the Government to improve public financing for youth development?	13					
Disaggregated data on youth for decision-making	In what proportion of youth-related sectors did the UNCT strengthen the capacity of the Government to increase the availability of youth-relevant, high-quality, timely and reliable disaggregated data ?	14					
Youth engagement in design, monitoring and review of in-country programmes	In what proportion of youth-related sectors did the UNCT strengthen the capacity of the Government to mainstream youth engagement in the design, monitoring, review and follow-up of sectoral programmes?	15					
In-country youth coordination mechanisms	To what extent did the UNCT strengthen the capacity of in-country institutional structures/mechanisms for the multisectoral and multistakeholder coordination of youth programmes?	16					
Meaningful youth engagement – UNCT support to Governments on SDGs	In what areas of UNCT support to the Government on the SDGs (see above) were youth meaningfully engaged ?	6.4					
UNCTs, youth-led solutions, knowledge exchange, communication and advocacy							
Investments in youth-led solutions	To what extent did the UNCT support investments in youth-led solutions (incubation and scaling)?	17					
UNCTs, youth and knowledge exchange	Did the UNCT's knowledge exchange plan include youth components? If yes, did the UNCT have committed funding for this?	18					
UNCTs, youth, communication and advocacy	Did the UNCT's joint communication and advocacy strategy include youth components? Was accessibility for young people with disabilities taken into consideration? Were campaigns activated in Youth2030 priority areas?	19					
Meaningful youth engagement – UNCT-led projects and campaigns	In which categories of UNCT-led projects and campaigns (see above) were youth meaningfully engaged ?	6.5					
Youth focus in UN Sustainable Development Cooperation Frameworks (UNSDCFs)							
Youth situational analyses in common country analyses	To what extent does the common country analysis of the UNCT include a gendered, youth situational analysis ?	1					
Results for youth in UNSDCFs	Does the UNSDCF (or equivalent) include results for youth at the output and/or outcome level?	2					
Youth2030 in joint workplans and Business Operations Strategy (BOS) implementation plans of UNCTs	To what extent did the UNCT joint workplan of results/thematic group(s) include Youth2030 activities?	3.1					
	Did the UNCT BOS implementation plan include Youth2030 activities?	3.2					
Funding for youth results in UNSDCFs	What proportion of the planned budget was funded for the achievement of results for youth?	4.1					
	What proportion of the available funding was utilized for the achievement of results for youth?	4.2					
Transparency of youth results in UNCTs	Did the UNCT annual report include reporting on joint programming for youth ? If yes, is it available publicly?	5					
Meaningful youth engagement – UNSDCF processes of UNCTs**	In which UNSDCF processes (see above) of the UNCT were youth meaningfully engaged ?	6.3					
UNCT leadership, culture, architecture and capacities for youth							
Youth coordination architecture in UNCTs	What type of coordination mechanism did the UNCT have in place for coherent UN youth programmes ?	7					
Capacities for Youth2030 implementation in UNCTs	Were UNCT staff sensitized on Youth2030 implementation?	8					
Youth workforce in UNCTs	To what extent did the UNCT introduce innovations in human resources management (common service line) in the BOS to increase the share of the youth workforce (<35 years)?	9					
Fair and quality internships in UNCTs	To what extent did the UNCT introduce innovations in human resources management (common service line) in the BOS to increase opportunities and improve the fairness and quality of internships ?	10					
Meaningful youth engagement – Leadership and culture in UNCTs	What UNCT policies and processes were in place for meaningful youth engagement ?	6.1					
	Did the UNCT engage diverse youth ?	6.2					

* Data on KPI 20 available only for the 2020 reporting period.

** Data on KPI 6.3: a) available for 104 out of 130 UNCTs for the 2021 reporting period; b) scoring for all 131 UNCTs available and based on modified criteria for the 2022 reporting period.

How to read Key Performance Indicators (KPIs): FOR youth WITH youth

How to read scores: At milestone Moving forward Getting ready

For detailed KPI scoring criteria, see the Youth2030 UNCT Scorecard [↗](#)

Short description of KPI	Question	Year	2020	2021	2022	2023	2024
		KPI #					
UNCTs, youth, COVID-19 response and recovery							
UN Country Teams (UNCTs), COVID-19 response and recovery plan, youth*	To what extent did the UNCT COVID-19 socioeconomic response and recovery plan include a focus on youth?	20					
UNCT support to Governments on youth and SDGs							
Leave No Youth Behind – assessment and action	To what extent did the UNCT strengthen the capacity of the Government to design and deliver data-driven strategies to Leave No Youth Behind in national sectoral plans?	11					
Policy alignment to SDGs and coherence for youth development	In what proportion of youth-related sectors did the UNCT strengthen the capacity of the Government to enhance policy alignment for sustainable development?	12.1					
	Did the UNCT strengthen the capacity of the Government to enhance the coherence of youth-related policies for sustainable development?	12.2					
Public finance for youth development	In what proportion of youth-related sectors did the UNCT strengthen the capacity of the Government to improve public financing for youth development?	13					
Disaggregated data on youth for decision-making	In what proportion of youth-related sectors did the UNCT strengthen the capacity of the Government to increase the availability of youth-relevant, high-quality, timely and reliable disaggregated data ?	14					
Youth engagement in design, monitoring and review of in-country programmes	In what proportion of youth-related sectors did the UNCT strengthen the capacity of the Government to mainstream youth engagement in the design, monitoring, review and follow-up of sectoral programmes?	15					
In-country youth coordination mechanisms	To what extent did the UNCT strengthen the capacity of in-country institutional structures/mechanisms for the multisectoral and multistakeholder coordination of youth programmes?	16					
Meaningful youth engagement – UNCT support to Governments on SDGs	In what areas of UNCT support to the Government on the SDGs (see above) were youth meaningfully engaged ?	6.4					
UNCTs, youth-led solutions, knowledge exchange, communication and advocacy							
Investments in youth-led solutions	To what extent did the UNCT support investments in youth-led solutions (incubation and scaling)?	17					
UNCTs, youth and knowledge exchange	Did the UNCT's knowledge exchange plan include youth components? If yes, did the UNCT have committed funding for this?	18					
UNCTs, youth, communication and advocacy	Did the UNCT's joint communication and advocacy strategy include youth components? Was accessibility for young people with disabilities taken into consideration? Were campaigns activated in Youth2030 priority areas?	19					
Meaningful youth engagement – UNCT-led projects and campaigns	In which categories of UNCT-led projects and campaigns (see above) were youth meaningfully engaged ?	6.5					
Youth focus in UN Sustainable Development Cooperation Frameworks (UNSDCFs)							
Youth situational analyses in common country analyses	To what extent does the common country analysis of the UNCT include a gendered, youth situational analysis ?	1					
Results for youth in UNSDCFs	Does the UNSDCF (or equivalent) include results for youth at the output and/or outcome level?	2					
Youth2030 in joint workplans and Business Operations Strategy (BOS) implementation plans of UNCTs	To what extent did the UNCT joint workplan of results/thematic group(s) include Youth2030 activities?	3.1					
	Did the UNCT BOS implementation plan include Youth2030 activities?	3.2					
Funding for youth results in UNSDCFs	What proportion of the planned budget was funded for the achievement of results for youth?	4.1					
	What proportion of the available funding was utilized for the achievement of results for youth?	4.2					
Transparency of youth results in UNCTs	Did the UNCT annual report include reporting on joint programming for youth ? If yes, is it available publicly?	5					
Meaningful youth engagement – UNSDCF processes of UNCTs**	In which UNSDCF processes (see above) of the UNCT were youth meaningfully engaged ?	6.3					
UNCT leadership, culture, architecture and capacities for youth							
Youth coordination architecture in UNCTs	What type of coordination mechanism did the UNCT have in place for coherent UN youth programmes ?	7					
Capacities for Youth2030 implementation in UNCTs	Were UNCT staff sensitized on Youth2030 implementation?	8					
Youth workforce in UNCTs	To what extent did the UNCT introduce innovations in human resources management (common service line) in the BOS to increase the share of the youth workforce (<35 years)?	9					
Fair and quality internships in UNCTs	To what extent did the UNCT introduce innovations in human resources management (common service line) in the BOS to increase opportunities and improve the fairness and quality of internships ?	10					
Meaningful youth engagement – Leadership and culture in UNCTs	What UNCT policies and processes were in place for meaningful youth engagement ?	6.1					
	Did the UNCT engage diverse youth ?	6.2					

* Data on KPI 20 available only for the 2020 reporting period.

** Data on KPI 6.3: a) available for 104 out of 130 UNCTs for the 2021 reporting period; b) scoring for all 131 UNCTs available and based on modified criteria for the 2022 reporting period.

How to read Key Performance Indicators (KPIs): FOR youth WITH youth

How to read scores: ● At milestone ● Moving forward ● Getting ready

For detailed KPI scoring criteria, see the Youth2030 UNCT Scorecard [↗](#)

Short description of KPI	Question	Year	2020	2021	2022	2023	2024
		KPI #					
UNCTs, youth, COVID-19 response and recovery							
UN Country Teams (UNCTs), COVID-19 response and recovery plan, youth*	To what extent did the UNCT COVID-19 socioeconomic response and recovery plan include a focus on youth?	20	●	✕	✕		
UNCT support to Governments on youth and SDGs							
Leave No Youth Behind – assessment and action	To what extent did the UNCT strengthen the capacity of the Government to design and deliver data-driven strategies to Leave No Youth Behind in national sectoral plans?	11	●	●	●		
Policy alignment to SDGs and coherence for youth development	In what proportion of youth-related sectors did the UNCT strengthen the capacity of the Government to enhance policy alignment for sustainable development?	12.1	●	●	●		
	Did the UNCT strengthen the capacity of the Government to enhance the coherence of youth-related policies for sustainable development?	12.2	●	●	●		
Public finance for youth development	In what proportion of youth-related sectors did the UNCT strengthen the capacity of the Government to improve public financing for youth development?	13	●	●	●		
Disaggregated data on youth for decision-making	In what proportion of youth-related sectors did the UNCT strengthen the capacity of the Government to increase the availability of youth-relevant, high-quality, timely and reliable disaggregated data ?	14	●	●	●		
Youth engagement in design, monitoring and review of in-country programmes	In what proportion of youth-related sectors did the UNCT strengthen the capacity of the Government to mainstream youth engagement in the design, monitoring, review and follow-up of sectoral programmes?	15	●	●	●		
In-country youth coordination mechanisms	To what extent did the UNCT strengthen the capacity of in-country institutional structures/mechanisms for the multisectoral and multistakeholder coordination of youth programmes?	16	●	●	●		
Meaningful youth engagement – UNCT support to Governments on SDGs	In what areas of UNCT support to the Government on the SDGs (see above) were youth meaningfully engaged ?	6.4	●	●	●		
UNCTs, youth-led solutions, knowledge exchange, communication and advocacy							
Investments in youth-led solutions	To what extent did the UNCT support investments in youth-led solutions (incubation and scaling)?	17	●	●	●		
UNCTs, youth and knowledge exchange	Did the UNCT's knowledge exchange plan include youth components? If yes, did the UNCT have committed funding for this?	18	●	●	●		
UNCTs, youth, communication and advocacy	Did the UNCT's joint communication and advocacy strategy include youth components? Was accessibility for young people with disabilities taken into consideration? Were campaigns activated in Youth2030 priority areas?	19	●	●	●		
Meaningful youth engagement – UNCT-led projects and campaigns	In which categories of UNCT-led projects and campaigns (see above) were youth meaningfully engaged ?	6.5	●	●	●		
Youth focus in UN Sustainable Development Cooperation Frameworks (UNSDCFs)							
Youth situational analyses in common country analyses	To what extent does the common country analysis of the UNCT include a gendered, youth situational analysis ?	1	●	●	●		
Results for youth in UNSDCF	Does the UNSDCF (or equivalent) include results for youth at the output and/or outcome level?	2	●	●	●		
Youth2030 in joint workplans and Business Operations Strategy (BOS) implementation plans of UNCTs	To what extent did the UNCT joint workplan of results/thematic group(s) include Youth2030 activities?	3.1	●	●	●		
	Did the UNCT BOS implementation plan include Youth2030 activities?	3.2	●	●	●		
Funding for youth results in UNSDCF	What proportion of the planned budget was funded for the achievement of results for youth?	4.1	●	●	●		
	What proportion of the available funding was utilized for the achievement of results for youth?	4.2	●	●	●		
Transparency of youth results in UNCTs	Did the UNCT annual report include reporting on joint programming for youth ? If yes, is it available publicly?	5	●	●	●		
Meaningful youth engagement – UNSDCF processes of UNCTs**	In which UNSDCF processes (see above) of the UNCT were youth meaningfully engaged ?	6.3	●	●	●		
UNCT leadership, culture, architecture and capacities for youth							
Youth coordination architecture in UNCTs	What type of coordination mechanism did the UNCT have in place for coherent UN youth programmes ?	7	●	●	●		
Capacities for Youth2030 implementation in UNCTs	Were UNCT staff sensitized on Youth2030 implementation?	8	●	●	●		
Youth workforce in UNCTs	To what extent did the UNCT introduce innovations in human resources management (common service line) in the BOS to increase the share of the youth workforce (<35 years)?	9	●	●	●		
Fair and quality internships in UNCTs	To what extent did the UNCT introduce innovations in human resources management (common service line) in the BOS to increase opportunities and improve the fairness and quality of internships ?	10	●	●	●		
Meaningful youth engagement – Leadership and culture in UNCTs	What UNCT policies and processes were in place for meaningful youth engagement ?	6.1	●	●	●		
	Did the UNCT engage diverse youth ?	6.2	●	●	●		

* Data on KPI 20 available only for the 2020 reporting period.

** Data on KPI 6.3: a) available for 104 out of 130 UNCTs for the 2021 reporting period; b) scoring for all 131 UNCTs available and based on modified criteria for the 2022 reporting period.

How to read Key Performance Indicators (KPIs): FOR youth WITH youth

How to read scores: At milestone Moving forward Getting ready

For detailed KPI scoring criteria, see the Youth2030 UNCT Scorecard [↗](#)

Short description of KPI	Question	Year	2020	2021	2022	2023	2024
		KPI #					
UNCTs, youth, COVID-19 response and recovery							
UN Country Teams (UNCTs), COVID-19 response and recovery plan, youth*	To what extent did the UNCT COVID-19 socioeconomic response and recovery plan include a focus on youth?	20					
UNCT support to Governments on youth and SDGs							
Leave No Youth Behind – assessment and action	To what extent did the UNCT strengthen the capacity of the Government to design and deliver data-driven strategies to Leave No Youth Behind in national sectoral plans?	11					
Policy alignment to SDGs and coherence for youth development	In what proportion of youth-related sectors did the UNCT strengthen the capacity of the Government to enhance policy alignment for sustainable development?	12.1					
	Did the UNCT strengthen the capacity of the Government to enhance the coherence of youth-related policies for sustainable development?	12.2					
Public finance for youth development	In what proportion of youth-related sectors did the UNCT strengthen the capacity of the Government to improve public financing for youth development?	13					
Disaggregated data on youth for decision-making	In what proportion of youth-related sectors did the UNCT strengthen the capacity of the Government to increase the availability of youth-relevant, high-quality, timely and reliable disaggregated data ?	14					
Youth engagement in design, monitoring and review of in-country programmes	In what proportion of youth-related sectors did the UNCT strengthen the capacity of the Government to mainstream youth engagement in the design, monitoring, review and follow-up of sectoral programmes?	15					
In-country youth coordination mechanisms	To what extent did the UNCT strengthen the capacity of in-country institutional structures/mechanisms for the multisectoral and multistakeholder coordination of youth programmes?	16					
Meaningful youth engagement – UNCT support to Governments on SDGs	In what areas of UNCT support to the Government on the SDGs (see above) were youth meaningfully engaged ?	6.4					
UNCTs, youth-led solutions, knowledge exchange, communication and advocacy							
Investments in youth-led solutions	To what extent did the UNCT support investments in youth-led solutions (incubation and scaling)?	17					
UNCTs, youth and knowledge exchange	Did the UNCT's knowledge exchange plan include youth components? If yes, did the UNCT have committed funding for this?	18					
UNCTs, youth, communication and advocacy	Did the UNCT's joint communication and advocacy strategy include youth components? Was accessibility for young people with disabilities taken into consideration? Were campaigns activated in Youth2030 priority areas?	19					
Meaningful youth engagement – UNCT-led projects and campaigns	In which categories of UNCT-led projects and campaigns (see above) were youth meaningfully engaged ?	6.5					
Youth focus in UN Sustainable Development Cooperation Frameworks (UNSDCFs)							
Youth situational analyses in common country analyses	To what extent does the common country analysis of the UNCT include a gendered, youth situational analysis ?	1					
Results for youth in UNSDCFs	Does the UNSDCF (or equivalent) include results for youth at the output and/or outcome level?	2					
Youth2030 in joint workplans and Business Operations Strategy (BOS) implementation plans of UNCTs	To what extent did the UNCT joint workplan of results/thematic group(s) include Youth2030 activities?	3.1					
	Did the UNCT BOS implementation plan include Youth2030 activities?	3.2					
Funding for youth results in UNSDCFs	What proportion of the planned budget was funded for the achievement of results for youth?	4.1					
	What proportion of the available funding was utilized for the achievement of results for youth?	4.2					
Transparency of youth results in UNCTs	Did the UNCT annual report include reporting on joint programming for youth ? If yes, is it available publicly?	5					
Meaningful youth engagement – UNSDCF processes of UNCTs**	In which UNSDCF processes (see above) of the UNCT were youth meaningfully engaged ?	6.3					
UNCT leadership, culture, architecture and capacities for youth							
Youth coordination architecture in UNCTs	What type of coordination mechanism did the UNCT have in place for coherent UN youth programmes ?	7					
Capacities for Youth2030 implementation in UNCTs	Were UNCT staff sensitized on Youth2030 implementation?	8					
Youth workforce in UNCTs	To what extent did the UNCT introduce innovations in human resources management (common service line) in the BOS to increase the share of the youth workforce (<35 years)?	9					
Fair and quality internships in UNCTs	To what extent did the UNCT introduce innovations in human resources management (common service line) in the BOS to increase opportunities and improve the fairness and quality of internships ?	10					
Meaningful youth engagement – Leadership and culture in UNCTs	What UNCT policies and processes were in place for meaningful youth engagement ?	6.1					
	Did the UNCT engage diverse youth ?	6.2					

* Data on KPI 20 available only for the 2020 reporting period.

** Data on KPI 6.3: a) available for 104 out of 130 UNCTs for the 2021 reporting period; b) scoring for all 131 UNCTs available and based on modified criteria for the 2022 reporting period.

How to read Key Performance Indicators (KPIs): FOR youth WITH youth

How to read scores: At milestone Moving forward Getting ready

For detailed KPI scoring criteria, see the Youth2030 UNCT Scorecard [↗](#)

Short description of KPI	Question	Year	2020	2021	2022	2023	2024
		KPI #					
UNCTs, youth, COVID-19 response and recovery							
UN Country Teams (UNCTs), COVID-19 response and recovery plan, youth*	To what extent did the UNCT COVID-19 socioeconomic response and recovery plan include a focus on youth?	20					
UNCT support to Governments on youth and SDGs							
Leave No Youth Behind – assessment and action	To what extent did the UNCT strengthen the capacity of the Government to design and deliver data-driven strategies to Leave No Youth Behind in national sectoral plans?	11					
Policy alignment to SDGs and coherence for youth development	In what proportion of youth-related sectors did the UNCT strengthen the capacity of the Government to enhance policy alignment for sustainable development?	12.1					
	Did the UNCT strengthen the capacity of the Government to enhance the coherence of youth-related policies for sustainable development?	12.2					
Public finance for youth development	In what proportion of youth-related sectors did the UNCT strengthen the capacity of the Government to improve public financing for youth development?	13					
Disaggregated data on youth for decision-making	In what proportion of youth-related sectors did the UNCT strengthen the capacity of the Government to increase the availability of youth-relevant, high-quality, timely and reliable disaggregated data ?	14					
Youth engagement in design, monitoring and review of in-country programmes	In what proportion of youth-related sectors did the UNCT strengthen the capacity of the Government to mainstream youth engagement in the design, monitoring, review and follow-up of sectoral programmes?	15					
In-country youth coordination mechanisms	To what extent did the UNCT strengthen the capacity of in-country institutional structures/mechanisms for the multisectoral and multistakeholder coordination of youth programmes?	16					
Meaningful youth engagement – UNCT support to Governments on SDGs	In what areas of UNCT support to the Government on the SDGs (see above) were youth meaningfully engaged ?	6.4					
UNCTs, youth-led solutions, knowledge exchange, communication and advocacy							
Investments in youth-led solutions	To what extent did the UNCT support investments in youth-led solutions (incubation and scaling)?	17					
UNCTs, youth and knowledge exchange	Did the UNCT's knowledge exchange plan include youth components? If yes, did the UNCT have committed funding for this?	18					
UNCTs, youth, communication and advocacy	Did the UNCT's joint communication and advocacy strategy include youth components? Was accessibility for young people with disabilities taken into consideration? Were campaigns activated in Youth2030 priority areas?	19					
Meaningful youth engagement – UNCT-led projects and campaigns	In which categories of UNCT-led projects and campaigns (see above) were youth meaningfully engaged ?	6.5					
Youth focus in UN Sustainable Development Cooperation Frameworks (UNSDCFs)							
Youth situational analyses in common country analyses	To what extent does the common country analysis of the UNCT include a gendered, youth situational analysis ?	1					
Results for youth in UNSDCFs	Does the UNSDCF (or equivalent) include results for youth at the output and/or outcome level?	2					
Youth2030 in joint workplans and Business Operations Strategy (BOS) implementation plans of UNCTs	To what extent did the UNCT joint workplan of results/thematic group(s) include Youth2030 activities?	3.1					
	Did the UNCT BOS implementation plan include Youth2030 activities?	3.2					
Funding for youth results in UNSDCFs	What proportion of the planned budget was funded for the achievement of results for youth?	4.1					
	What proportion of the available funding was utilized for the achievement of results for youth?	4.2					
Transparency of youth results in UNCTs	Did the UNCT annual report include reporting on joint programming for youth ? If yes, is it available publicly?	5					
Meaningful youth engagement – UNSDCF processes of UNCTs**	In which UNSDCF processes (see above) of the UNCT were youth meaningfully engaged ?	6.3					
UNCT leadership, culture, architecture and capacities for youth							
Youth coordination architecture in UNCTs	What type of coordination mechanism did the UNCT have in place for coherent UN youth programmes ?	7					
Capacities for Youth2030 implementation in UNCTs	Were UNCT staff sensitized on Youth2030 implementation?	8					
Youth workforce in UNCTs	To what extent did the UNCT introduce innovations in human resources management (common service line) in the BOS to increase the share of the youth workforce (<35 years)?	9					
Fair and quality internships in UNCTs	To what extent did the UNCT introduce innovations in human resources management (common service line) in the BOS to increase opportunities and improve the fairness and quality of internships ?	10					
Meaningful youth engagement – Leadership and culture in UNCTs	What UNCT policies and processes were in place for meaningful youth engagement ?	6.1					
	Did the UNCT engage diverse youth ?	6.2					

* Data on KPI 20 available only for the 2020 reporting period.

** Data on KPI 6.3: a) available for 104 out of 130 UNCTs for the 2021 reporting period; b) scoring for all 131 UNCTs available and based on modified criteria for the 2022 reporting period.

How to read Key Performance Indicators (KPIs): FOR youth WITH youth

How to read scores: At milestone Moving forward Getting ready

For detailed KPI scoring criteria, see the Youth2030 UNCT Scorecard [↗](#)

Short description of KPI	Question	Year	2020	2021	2022	2023	2024
		KPI #					
UNCTs, youth, COVID-19 response and recovery							
UN Country Teams (UNCTs), COVID-19 response and recovery plan, youth*	To what extent did the UNCT COVID-19 socioeconomic response and recovery plan include a focus on youth?	20					
UNCT support to Governments on youth and SDGs							
Leave No Youth Behind – assessment and action	To what extent did the UNCT strengthen the capacity of the Government to design and deliver data-driven strategies to Leave No Youth Behind in national sectoral plans?	11					
Policy alignment to SDGs and coherence for youth development	In what proportion of youth-related sectors did the UNCT strengthen the capacity of the Government to enhance policy alignment for sustainable development?	12.1					
	Did the UNCT strengthen the capacity of the Government to enhance the coherence of youth-related policies for sustainable development?	12.2					
Public finance for youth development	In what proportion of youth-related sectors did the UNCT strengthen the capacity of the Government to improve public financing for youth development?	13					
Disaggregated data on youth for decision-making	In what proportion of youth-related sectors did the UNCT strengthen the capacity of the Government to increase the availability of youth-relevant, high-quality, timely and reliable disaggregated data ?	14					
Youth engagement in design, monitoring and review of in-country programmes	In what proportion of youth-related sectors did the UNCT strengthen the capacity of the Government to mainstream youth engagement in the design, monitoring, review and follow-up of sectoral programmes?	15					
In-country youth coordination mechanisms	To what extent did the UNCT strengthen the capacity of in-country institutional structures/mechanisms for the multisectoral and multistakeholder coordination of youth programmes?	16					
Meaningful youth engagement – UNCT support to Governments on SDGs	In what areas of UNCT support to the Government on the SDGs (see above) were youth meaningfully engaged ?	6.4					
UNCTs, youth-led solutions, knowledge exchange, communication and advocacy							
Investments in youth-led solutions	To what extent did the UNCT support investments in youth-led solutions (incubation and scaling)?	17					
UNCTs, youth and knowledge exchange	Did the UNCT's knowledge exchange plan include youth components? If yes, did the UNCT have committed funding for this?	18					
UNCTs, youth, communication and advocacy	Did the UNCT's joint communication and advocacy strategy include youth components? Was accessibility for young people with disabilities taken into consideration? Were campaigns activated in Youth2030 priority areas?	19					
Meaningful youth engagement – UNCT-led projects and campaigns	In which categories of UNCT-led projects and campaigns (see above) were youth meaningfully engaged ?	6.5					
Youth focus in UN Sustainable Development Cooperation Frameworks (UNSDCFs)							
Youth situational analyses in common country analyses	To what extent does the common country analysis of the UNCT include a gendered, youth situational analysis ?	1					
Results for youth in UNSDCF	Does the UNSDCF (or equivalent) include results for youth at the output and/or outcome level?	2					
Youth2030 in joint workplans and Business Operations Strategy (BOS) implementation plans of UNCTs	To what extent did the UNCT joint workplan of results/thematic group(s) include Youth2030 activities?	3.1					
	Did the UNCT BOS implementation plan include Youth2030 activities?	3.2					
Funding for youth results in UNSDCF	What proportion of the planned budget was funded for the achievement of results for youth?	4.1					
	What proportion of the available funding was utilized for the achievement of results for youth?	4.2					
Transparency of youth results in UNCTs	Did the UNCT annual report include reporting on joint programming for youth ? If yes, is it available publicly?	5					
Meaningful youth engagement – UNSDCF processes of UNCTs**	In which UNSDCF processes (see above) of the UNCT were youth meaningfully engaged ?	6.3					
UNCT leadership, culture, architecture and capacities for youth							
Youth coordination architecture in UNCTs	What type of coordination mechanism did the UNCT have in place for coherent UN youth programmes ?	7					
Capacities for Youth2030 implementation in UNCTs	Were UNCT staff sensitized on Youth2030 implementation?	8					
Youth workforce in UNCTs	To what extent did the UNCT introduce innovations in human resources management (common service line) in the BOS to increase the share of the youth workforce (<35 years)?	9					
Fair and quality internships in UNCTs	To what extent did the UNCT introduce innovations in human resources management (common service line) in the BOS to increase opportunities and improve the fairness and quality of internships ?	10					
Meaningful youth engagement – Leadership and culture in UNCTs	What UNCT policies and processes were in place for meaningful youth engagement ?	6.1					
	Did the UNCT engage diverse youth ?	6.2					

* Data on KPI 20 available only for the 2020 reporting period.

** Data on KPI 6.3: a) available for 104 out of 130 UNCTs for the 2021 reporting period; b) scoring for all 131 UNCTs available and based on modified criteria for the 2022 reporting period.

How to read Key Performance Indicators (KPIs): FOR youth WITH youth

How to read scores: ● At milestone ● Moving forward ● Getting ready

For detailed KPI scoring criteria, see the Youth2030 UNCT Scorecard [↗](#)

Short description of KPI	Question	Year	2020	2021	2022	2023	2024
		KPI #					
UNCTs, youth, COVID-19 response and recovery							
UN Country Teams (UNCTs), COVID-19 response and recovery plan, youth*	To what extent did the UNCT COVID-19 socioeconomic response and recovery plan include a focus on youth?	20	●	✕	✕		
UNCT support to Governments on youth and SDGs							
Leave No Youth Behind – assessment and action	To what extent did the UNCT strengthen the capacity of the Government to design and deliver data-driven strategies to Leave No Youth Behind in national sectoral plans?	11	●	●	●		
Policy alignment to SDGs and coherence for youth development	In what proportion of youth-related sectors did the UNCT strengthen the capacity of the Government to enhance policy alignment for sustainable development?	12.1	●	●	●		
	Did the UNCT strengthen the capacity of the Government to enhance the coherence of youth-related policies for sustainable development?	12.2	●	●	●		
Public finance for youth development	In what proportion of youth-related sectors did the UNCT strengthen the capacity of the Government to improve public financing for youth development?	13	●	●	●		
Disaggregated data on youth for decision-making	In what proportion of youth-related sectors did the UNCT strengthen the capacity of the Government to increase the availability of youth-relevant, high-quality, timely and reliable disaggregated data ?	14	●	●	●		
Youth engagement in design, monitoring and review of in-country programmes	In what proportion of youth-related sectors did the UNCT strengthen the capacity of the Government to mainstream youth engagement in the design, monitoring, review and follow-up of sectoral programmes?	15	●	●	●		
In-country youth coordination mechanisms	To what extent did the UNCT strengthen the capacity of in-country institutional structures/mechanisms for the multisectoral and multistakeholder coordination of youth programmes?	16	●	●	●		
Meaningful youth engagement – UNCT support to Governments on SDGs	In what areas of UNCT support to the Government on the SDGs (see above) were youth meaningfully engaged ?	6.4	●	●	●		
UNCTs, youth-led solutions, knowledge exchange, communication and advocacy							
Investments in youth-led solutions	To what extent did the UNCT support investments in youth-led solutions (incubation and scaling)?	17	●	●	●		
UNCTs, youth and knowledge exchange	Did the UNCT's knowledge exchange plan include youth components? If yes, did the UNCT have committed funding for this?	18	●	●	●		
UNCTs, youth, communication and advocacy	Did the UNCT's joint communication and advocacy strategy include youth components? Was accessibility for young people with disabilities taken into consideration? Were campaigns activated in Youth2030 priority areas?	19	●	●	●		
Meaningful youth engagement – UNCT-led projects and campaigns	In which categories of UNCT-led projects and campaigns (see above) were youth meaningfully engaged ?	6.5	●	●	●		
Youth focus in UN Sustainable Development Cooperation Frameworks (UNSDCFs)							
Youth situational analyses in common country analyses	To what extent does the common country analysis of the UNCT include a gendered, youth situational analysis ?	1	●	●	●		
Results for youth in UNSDCFs	Does the UNSDCF (or equivalent) include results for youth at the output and/or outcome level?	2	●	●	●		
Youth2030 in joint workplans and Business Operations Strategy (BOS) implementation plans of UNCTs	To what extent did the UNCT joint workplan of results/thematic group(s) include Youth2030 activities?	3.1	●	●	●		
	Did the UNCT BOS implementation plan include Youth2030 activities?	3.2	●	●	●		
Funding for youth results in UNSDCFs	What proportion of the planned budget was funded for the achievement of results for youth?	4.1	●	●	●		
	What proportion of the available funding was utilized for the achievement of results for youth?	4.2	●	●	●		
Transparency of youth results in UNCTs	Did the UNCT annual report include reporting on joint programming for youth ? If yes, is it available publicly?	5	●	●	●		
Meaningful youth engagement – UNSDCF processes of UNCTs**	In which UNSDCF processes (see above) of the UNCT were youth meaningfully engaged ?	6.3	●	●	●		
UNCT leadership, culture, architecture and capacities for youth							
Youth coordination architecture in UNCTs	What type of coordination mechanism did the UNCT have in place for coherent UN youth programmes ?	7	●	●	●		
Capacities for Youth2030 implementation in UNCTs	Were UNCT staff sensitized on Youth2030 implementation?	8	●	●	●		
Youth workforce in UNCTs	To what extent did the UNCT introduce innovations in human resources management (common service line) in the BOS to increase the share of the youth workforce (<35 years)?	9	●	●	●		
Fair and quality internships in UNCTs	To what extent did the UNCT introduce innovations in human resources management (common service line) in the BOS to increase opportunities and improve the fairness and quality of internships ?	10	●	●	●		
Meaningful youth engagement – Leadership and culture in UNCTs	What UNCT policies and processes were in place for meaningful youth engagement ?	6.1	●	●	●		
	Did the UNCT engage diverse youth ?	6.2	●	●	●		

* Data on KPI 20 available only for the 2020 reporting period.

** Data on KPI 6.3: a) available for 104 out of 130 UNCTs for the 2021 reporting period; b) scoring for all 131 UNCTs available and based on modified criteria for the 2022 reporting period.

How to read Key Performance Indicators (KPIs): FOR youth WITH youth

How to read scores: ● At milestone ● Moving forward ● Getting ready

For detailed KPI scoring criteria, see the Youth2030 UNCT Scorecard [↗](#)

Short description of KPI	Question	Year	2020	2021	2022	2023	2024
		KPI #					
UNCTs, youth, COVID-19 response and recovery							
UN Country Teams (UNCTs), COVID-19 response and recovery plan, youth*	To what extent did the UNCT COVID-19 socioeconomic response and recovery plan include a focus on youth?	20	●	X	X		
UNCT support to Governments on youth and SDGs							
Leave No Youth Behind – assessment and action	To what extent did the UNCT strengthen the capacity of the Government to design and deliver data-driven strategies to Leave No Youth Behind in national sectoral plans?	11	●	●	●		
Policy alignment to SDGs and coherence for youth development	In what proportion of youth-related sectors did the UNCT strengthen the capacity of the Government to enhance policy alignment for sustainable development?	12.1	●	●	●		
	Did the UNCT strengthen the capacity of the Government to enhance the coherence of youth-related policies for sustainable development?	12.2	●	●	●		
Public finance for youth development	In what proportion of youth-related sectors did the UNCT strengthen the capacity of the Government to improve public financing for youth development?	13	●	●	●		
Disaggregated data on youth for decision-making	In what proportion of youth-related sectors did the UNCT strengthen the capacity of the Government to increase the availability of youth-relevant, high-quality, timely and reliable disaggregated data ?	14	●	●	●		
Youth engagement in design, monitoring and review of in-country programmes	In what proportion of youth-related sectors did the UNCT strengthen the capacity of the Government to mainstream youth engagement in the design, monitoring, review and follow-up of sectoral programmes?	15	●	●	●		
In-country youth coordination mechanisms	To what extent did the UNCT strengthen the capacity of in-country institutional structures/mechanisms for the multisectoral and multistakeholder coordination of youth programmes?	16	●	●	●		
Meaningful youth engagement – UNCT support to Governments on SDGs	In what areas of UNCT support to the Government on the SDGs (see above) were youth meaningfully engaged ?	6.4	●	●	●		
UNCTs, youth-led solutions, knowledge exchange, communication and advocacy							
Investments in youth-led solutions	To what extent did the UNCT support investments in youth-led solutions (incubation and scaling)?	17	●	●	●		
UNCTs, youth and knowledge exchange	Did the UNCT's knowledge exchange plan include youth components? If yes, did the UNCT have committed funding for this?	18	●	●	●	●	
UNCTs, youth, communication and advocacy	Did the UNCT's joint communication and advocacy strategy include youth components? Was accessibility for young people with disabilities taken into consideration? Were campaigns activated in Youth2030 priority areas?	19	●	●	●	●	
Meaningful youth engagement – UNCT-led projects and campaigns	In which categories of UNCT-led projects and campaigns (see above) were youth meaningfully engaged ?	6.5	●	●	●		
Youth focus in UN Sustainable Development Cooperation Frameworks (UNSDCFs)							
Youth situational analyses in common country analyses	To what extent does the common country analysis of the UNCT include a gendered, youth situational analysis ?	1	●	●	●		
Results for youth in UNSDCF	Does the UNSDCF (or equivalent) include results for youth at the output and/or outcome level?	2	●	●	●		
Youth2030 in joint workplans and Business Operations Strategy (BOS) implementation plans of UNCTs	To what extent did the UNCT joint workplan of results/thematic group(s) include Youth2030 activities?	3.1	●	●	●		
	Did the UNCT BOS implementation plan include Youth2030 activities?	3.2	●	●	●		
Funding for youth results in UNSDCF	What proportion of the planned budget was funded for the achievement of results for youth?	4.1	●	●	●		
	What proportion of the available funding was utilized for the achievement of results for youth?	4.2	●	●	●		
Transparency of youth results in UNCTs	Did the UNCT annual report include reporting on joint programming for youth ? If yes, is it available publicly?	5	●	●	●		
Meaningful youth engagement – UNSDCF processes of UNCTs**	In which UNSDCF processes (see above) of the UNCT were youth meaningfully engaged ?	6.3	●	●	●		
UNCT leadership, culture, architecture and capacities for youth							
Youth coordination architecture in UNCTs	What type of coordination mechanism did the UNCT have in place for coherent UN youth programmes ?	7	●	●	●		
Capacities for Youth2030 implementation in UNCTs	Were UNCT staff sensitized on Youth2030 implementation?	8	●	●	●		
Youth workforce in UNCTs	To what extent did the UNCT introduce innovations in human resources management (common service line) in the BOS to increase the share of the youth workforce (<35 years)?	9	●	●	●		
Fair and quality internships in UNCTs	To what extent did the UNCT introduce innovations in human resources management (common service line) in the BOS to increase opportunities and improve the fairness and quality of internships ?	10	●	●	●		
Meaningful youth engagement – Leadership and culture in UNCTs	What UNCT policies and processes were in place for meaningful youth engagement ?	6.1	●	●	●		
	Did the UNCT engage diverse youth ?	6.2	●	●	●		

* Data on KPI 20 available only for the 2020 reporting period.

** Data on KPI 6.3: a) available for 104 out of 130 UNCTs for the 2021 reporting period; b) scoring for all 131 UNCTs available and based on modified criteria for the 2022 reporting period.

How to read Key Performance Indicators (KPIs): FOR youth WITH youth

How to read scores: ● At milestone ● Moving forward ● Getting ready

For detailed KPI scoring criteria, see the Youth2030 UNCT Scorecard [↗](#)

Short description of KPI	Question	Year	2020	2021	2022	2023	2024
		KPI #					
UNCTs, youth, COVID-19 response and recovery							
UN Country Teams (UNCTs), COVID-19 response and recovery plan, youth*	To what extent did the UNCT COVID-19 socioeconomic response and recovery plan include a focus on youth?	20	●	✕	✕		
UNCT support to Governments on youth and SDGs							
Leave No Youth Behind – assessment and action	To what extent did the UNCT strengthen the capacity of the Government to design and deliver data-driven strategies to Leave No Youth Behind in national sectoral plans?	11	●	●	●		
Policy alignment to SDGs and coherence for youth development	In what proportion of youth-related sectors did the UNCT strengthen the capacity of the Government to enhance policy alignment for sustainable development?	12.1	●	●	●		
	Did the UNCT strengthen the capacity of the Government to enhance the coherence of youth-related policies for sustainable development?	12.2	●	●	●		
Public finance for youth development	In what proportion of youth-related sectors did the UNCT strengthen the capacity of the Government to improve public financing for youth development?	13	●	●	●		
Disaggregated data on youth for decision-making	In what proportion of youth-related sectors did the UNCT strengthen the capacity of the Government to increase the availability of youth-relevant, high-quality, timely and reliable disaggregated data ?	14	●	●	●		
Youth engagement in design, monitoring and review of in-country programmes	In what proportion of youth-related sectors did the UNCT strengthen the capacity of the Government to mainstream youth engagement in the design, monitoring, review and follow-up of sectoral programmes?	15	●	●	●		
In-country youth coordination mechanisms	To what extent did the UNCT strengthen the capacity of in-country institutional structures/mechanisms for the multisectoral and multistakeholder coordination of youth programmes?	16	●	●	●		
Meaningful youth engagement – UNCT support to Governments on SDGs	In what areas of UNCT support to the Government on the SDGs (see above) were youth meaningfully engaged ?	6.4	●	●	●		
UNCTs, youth-led solutions, knowledge exchange, communication and advocacy							
Investments in youth-led solutions	To what extent did the UNCT support investments in youth-led solutions (incubation and scaling)?	17	●	●	●		
UNCTs, youth and knowledge exchange	Did the UNCT's knowledge exchange plan include youth components? If yes, did the UNCT have committed funding for this?	18	●	●	●		
UNCTs, youth, communication and advocacy	Did the UNCT's joint communication and advocacy strategy include youth components? Was accessibility for young people with disabilities taken into consideration? Were campaigns activated in Youth2030 priority areas?	19	●	●	●		
Meaningful youth engagement – UNCT-led projects and campaigns	In which categories of UNCT-led projects and campaigns (see above) were youth meaningfully engaged ?	6.5	●	●	●		
Youth focus in UN Sustainable Development Cooperation Frameworks (UNSDCFs)							
Youth situational analyses in common country analyses	To what extent does the common country analysis of the UNCT include a gendered, youth situational analysis ?	1	●	●	●		
Results for youth in UNSDCFs	Does the UNSDCF (or equivalent) include results for youth at the output and/or outcome level?	2	●	●	●		
Youth2030 in joint workplans and Business Operations Strategy (BOS) implementation plans of UNCTs	To what extent did the UNCT joint workplan of results/thematic group(s) include Youth2030 activities?	3.1	●	●	●		
	Did the UNCT BOS implementation plan include Youth2030 activities?	3.2	●	●	●		
Funding for youth results in UNSDCFs	What proportion of the planned budget was funded for the achievement of results for youth?	4.1	●	●	●		
	What proportion of the available funding was utilized for the achievement of results for youth?	4.2	●	●	●		
Transparency of youth results in UNCTs	Did the UNCT annual report include reporting on joint programming for youth ? If yes, is it available publicly?	5	●	●	●		
Meaningful youth engagement – UNSDCF processes of UNCTs**	In which UNSDCF processes (see above) of the UNCT were youth meaningfully engaged ?	6.3	●	●	●		
UNCT leadership, culture, architecture and capacities for youth							
Youth coordination architecture in UNCTs	What type of coordination mechanism did the UNCT have in place for coherent UN youth programmes ?	7	●	●	●		
Capacities for Youth2030 implementation in UNCTs	Were UNCT staff sensitized on Youth2030 implementation?	8	●	●	●		
Youth workforce in UNCTs	To what extent did the UNCT introduce innovations in human resources management (common service line) in the BOS to increase the share of the youth workforce (<35 years)?	9	●	●	●		
Fair and quality internships in UNCTs	To what extent did the UNCT introduce innovations in human resources management (common service line) in the BOS to increase opportunities and improve the fairness and quality of internships ?	10	●	●	●		
Meaningful youth engagement – Leadership and culture in UNCTs	What UNCT policies and processes were in place for meaningful youth engagement ?	6.1	●	●	●		
	Did the UNCT engage diverse youth ?	6.2	●	●	●		

* Data on KPI 20 available only for the 2020 reporting period.

** Data on KPI 6.3: a) available for 104 out of 130 UNCTs for the 2021 reporting period; b) scoring for all 131 UNCTs available and based on modified criteria for the 2022 reporting period.

How to read Key Performance Indicators (KPIs): FOR youth WITH youth

How to read scores: ● At milestone ● Moving forward ● Getting ready

For detailed KPI scoring criteria, see the Youth2030 UNCT Scorecard [↗](#)

Short description of KPI	Question	Year	2020	2021	2022	2023	2024
		KPI #					
UNCTs, youth, COVID-19 response and recovery							
UN Country Teams (UNCTs), COVID-19 response and recovery plan, youth*	To what extent did the UNCT COVID-19 socioeconomic response and recovery plan include a focus on youth?	20	●	✕	✕		
UNCT support to Governments on youth and SDGs							
Leave No Youth Behind – assessment and action	To what extent did the UNCT strengthen the capacity of the Government to design and deliver data-driven strategies to Leave No Youth Behind in national sectoral plans?	11	●	●	●		
Policy alignment to SDGs and coherence for youth development	In what proportion of youth-related sectors did the UNCT strengthen the capacity of the Government to enhance policy alignment for sustainable development?	12.1	●	●	●		
	Did the UNCT strengthen the capacity of the Government to enhance the coherence of youth-related policies for sustainable development?	12.2	●	●	●		
Public finance for youth development	In what proportion of youth-related sectors did the UNCT strengthen the capacity of the Government to improve public financing for youth development?	13	●	●	●		
Disaggregated data on youth for decision-making	In what proportion of youth-related sectors did the UNCT strengthen the capacity of the Government to increase the availability of youth-relevant, high-quality, timely and reliable disaggregated data ?	14	●	●	●		
Youth engagement in design, monitoring and review of in-country programmes	In what proportion of youth-related sectors did the UNCT strengthen the capacity of the Government to mainstream youth engagement in the design, monitoring, review and follow-up of sectoral programmes?	15	●	●	●		
In-country youth coordination mechanisms	To what extent did the UNCT strengthen the capacity of in-country institutional structures/mechanisms for the multisectoral and multistakeholder coordination of youth programmes?	16	●	●	●		
Meaningful youth engagement – UNCT support to Governments on SDGs	In what areas of UNCT support to the Government on the SDGs (see above) were youth meaningfully engaged ?	6.4	●	●	●		
UNCTs, youth-led solutions, knowledge exchange, communication and advocacy							
Investments in youth-led solutions	To what extent did the UNCT support investments in youth-led solutions (incubation and scaling)?	17	●	●	●		
UNCTs, youth and knowledge exchange	Did the UNCT's knowledge exchange plan include youth components? If yes, did the UNCT have committed funding for this?	18	●	●	●		
UNCTs, youth, communication and advocacy	Did the UNCT's joint communication and advocacy strategy include youth components? Was accessibility for young people with disabilities taken into consideration? Were campaigns activated in Youth2030 priority areas?	19	●	●	●		
Meaningful youth engagement – UNCT-led projects and campaigns	In which categories of UNCT-led projects and campaigns (see above) were youth meaningfully engaged ?	6.5	●	●	●		
Youth focus in UN Sustainable Development Cooperation Frameworks (UNSDCFs)							
Youth situational analyses in common country analyses	To what extent does the common country analysis of the UNCT include a gendered, youth situational analysis ?	1	●	●	●		
Results for youth in UNSDCFs	Does the UNSDCF (or equivalent) include results for youth at the output and/or outcome level?	2	●	●	●		
Youth2030 in joint workplans and Business Operations Strategy (BOS) implementation plans of UNCTs	To what extent did the UNCT joint workplan of results/thematic group(s) include Youth2030 activities?	3.1	●	●	●		
	Did the UNCT BOS implementation plan include Youth2030 activities?	3.2	●	●	●		
Funding for youth results in UNSDCFs	What proportion of the planned budget was funded for the achievement of results for youth?	4.1	●	●	●		
	What proportion of the available funding was utilized for the achievement of results for youth?	4.2	●	●	●		
Transparency of youth results in UNCTs	Did the UNCT annual report include reporting on joint programming for youth ? If yes, is it available publicly?	5	●	●	●		
Meaningful youth engagement – UNSDCF processes of UNCTs**	In which UNSDCF processes (see above) of the UNCT were youth meaningfully engaged ?	6.3	●	●	●		
UNCT leadership, culture, architecture and capacities for youth							
Youth coordination architecture in UNCTs	What type of coordination mechanism did the UNCT have in place for coherent UN youth programmes ?	7	●	●	●		
Capacities for Youth2030 implementation in UNCTs	Were UNCT staff sensitized on Youth2030 implementation?	8	●	●	●		
Youth workforce in UNCTs	To what extent did the UNCT introduce innovations in human resources management (common service line) in the BOS to increase the share of the youth workforce (<35 years)?	9	●	●	●		
Fair and quality internships in UNCTs	To what extent did the UNCT introduce innovations in human resources management (common service line) in the BOS to increase opportunities and improve the fairness and quality of internships ?	10	●	●	●		
Meaningful youth engagement – Leadership and culture in UNCTs	What UNCT policies and processes were in place for meaningful youth engagement ?	6.1	●	●	●		
	Did the UNCT engage diverse youth ?	6.2	●	●	●		

* Data on KPI 20 available only for the 2020 reporting period.

** Data on KPI 6.3: a) available for 104 out of 130 UNCTs for the 2021 reporting period; b) scoring for all 131 UNCTs available and based on modified criteria for the 2022 reporting period.

How to read Key Performance Indicators (KPIs): FOR youth WITH youth

How to read scores: ● At milestone ● Moving forward ● Getting ready

For detailed KPI scoring criteria, see the Youth2030 UNCT Scorecard [↗](#)

Short description of KPI	Question	Year	2020	2021	2022	2023	2024
		KPI #					
UNCTs, youth, COVID-19 response and recovery							
UN Country Teams (UNCTs), COVID-19 response and recovery plan, youth*	To what extent did the UNCT COVID-19 socioeconomic response and recovery plan include a focus on youth?	20	●	✕	✕		
UNCT support to Governments on youth and SDGs							
Leave No Youth Behind – assessment and action	To what extent did the UNCT strengthen the capacity of the Government to design and deliver data-driven strategies to Leave No Youth Behind in national sectoral plans?	11	●	●	●		
Policy alignment to SDGs and coherence for youth development	In what proportion of youth-related sectors did the UNCT strengthen the capacity of the Government to enhance policy alignment for sustainable development?	12.1	●	●	●		
	Did the UNCT strengthen the capacity of the Government to enhance the coherence of youth-related policies for sustainable development?	12.2	●	●	●		
Public finance for youth development	In what proportion of youth-related sectors did the UNCT strengthen the capacity of the Government to improve public financing for youth development?	13	●	●	●		
Disaggregated data on youth for decision-making	In what proportion of youth-related sectors did the UNCT strengthen the capacity of the Government to increase the availability of youth-relevant, high-quality, timely and reliable disaggregated data ?	14	●	●	●		
Youth engagement in design, monitoring and review of in-country programmes	In what proportion of youth-related sectors did the UNCT strengthen the capacity of the Government to mainstream youth engagement in the design, monitoring, review and follow-up of sectoral programmes?	15	●	●	●		
In-country youth coordination mechanisms	To what extent did the UNCT strengthen the capacity of in-country institutional structures/mechanisms for the multisectoral and multistakeholder coordination of youth programmes?	16	●	●	●		
Meaningful youth engagement – UNCT support to Governments on SDGs	In what areas of UNCT support to the Government on the SDGs (see above) were youth meaningfully engaged ?	6.4	●	●	●		
UNCTs, youth-led solutions, knowledge exchange, communication and advocacy							
Investments in youth-led solutions	To what extent did the UNCT support investments in youth-led solutions (incubation and scaling)?	17	●	●	●		
UNCTs, youth and knowledge exchange	Did the UNCT's knowledge exchange plan include youth components? If yes, did the UNCT have committed funding for this?	18	●	●	●		
UNCTs, youth, communication and advocacy	Did the UNCT's joint communication and advocacy strategy include youth components? Was accessibility for young people with disabilities taken into consideration? Were campaigns activated in Youth2030 priority areas?	19	●	●	●		
Meaningful youth engagement – UNCT-led projects and campaigns	In which categories of UNCT-led projects and campaigns (see above) were youth meaningfully engaged ?	6.5	●	●	●		
Youth focus in UN Sustainable Development Cooperation Frameworks (UNSDCFs)							
Youth situational analyses in common country analyses	To what extent does the common country analysis of the UNCT include a gendered, youth situational analysis ?	1	●	●	●		
Results for youth in UNSDCFs	Does the UNSDCF (or equivalent) include results for youth at the output and/or outcome level?	2	●	●	●		
Youth2030 in joint workplans and Business Operations Strategy (BOS) implementation plans of UNCTs	To what extent did the UNCT joint workplan of results/thematic group(s) include Youth2030 activities?	3.1	●	●	●		
	Did the UNCT BOS implementation plan include Youth2030 activities?	3.2	●	●	●		
Funding for youth results in UNSDCFs	What proportion of the planned budget was funded for the achievement of results for youth?	4.1	●	●	●		
	What proportion of the available funding was utilized for the achievement of results for youth?	4.2	●	●	●		
Transparency of youth results in UNCTs	Did the UNCT annual report include reporting on joint programming for youth ? If yes, is it available publicly?	5	●	●	●		
Meaningful youth engagement – UNSDCF processes of UNCTs**	In which UNSDCF processes (see above) of the UNCT were youth meaningfully engaged ?	6.3	●	●	●		
UNCT leadership, culture, architecture and capacities for youth							
Youth coordination architecture in UNCTs	What type of coordination mechanism did the UNCT have in place for coherent UN youth programmes ?	7	●	●	●		
Capacities for Youth2030 implementation in UNCTs	Were UNCT staff sensitized on Youth2030 implementation?	8	●	●	●		
Youth workforce in UNCTs	To what extent did the UNCT introduce innovations in human resources management (common service line) in the BOS to increase the share of the youth workforce (<35 years)?	9	●	●	●		
Fair and quality internships in UNCTs	To what extent did the UNCT introduce innovations in human resources management (common service line) in the BOS to increase opportunities and improve the fairness and quality of internships ?	10	●	●	●		
Meaningful youth engagement – Leadership and culture in UNCTs	What UNCT policies and processes were in place for meaningful youth engagement ?	6.1	●	●	●		
	Did the UNCT engage diverse youth ?	6.2	●	●	●		

* Data on KPI 20 available only for the 2020 reporting period.

** Data on KPI 6.3: a) available for 104 out of 130 UNCTs for the 2021 reporting period; b) scoring for all 131 UNCTs available and based on modified criteria for the 2022 reporting period.

How to read Key Performance Indicators (KPIs): FOR youth WITH youth

How to read scores: ● At milestone ● Moving forward ● Getting ready

For detailed KPI scoring criteria, see the Youth2030 UNCT Scorecard [↗](#)

Short description of KPI	Question	Year	2020	2021	2022	2023	2024
		KPI #					
UNCTs, youth, COVID-19 response and recovery							
UN Country Teams (UNCTs), COVID-19 response and recovery plan, youth*	To what extent did the UNCT COVID-19 socioeconomic response and recovery plan include a focus on youth?	20	●	✕	✕		
UNCT support to Governments on youth and SDGs							
Leave No Youth Behind – assessment and action	To what extent did the UNCT strengthen the capacity of the Government to design and deliver data-driven strategies to Leave No Youth Behind in national sectoral plans?	11	●	●	●		
Policy alignment to SDGs and coherence for youth development	In what proportion of youth-related sectors did the UNCT strengthen the capacity of the Government to enhance policy alignment for sustainable development?	12.1	●	●	●		
	Did the UNCT strengthen the capacity of the Government to enhance the coherence of youth-related policies for sustainable development?	12.2	●	●	●		
Public finance for youth development	In what proportion of youth-related sectors did the UNCT strengthen the capacity of the Government to improve public financing for youth development?	13	●	●	●		
Disaggregated data on youth for decision-making	In what proportion of youth-related sectors did the UNCT strengthen the capacity of the Government to increase the availability of youth-relevant, high-quality, timely and reliable disaggregated data ?	14	●	●	●		
Youth engagement in design, monitoring and review of in-country programmes	In what proportion of youth-related sectors did the UNCT strengthen the capacity of the Government to mainstream youth engagement in the design, monitoring, review and follow-up of sectoral programmes?	15	●	●	●		
In-country youth coordination mechanisms	To what extent did the UNCT strengthen the capacity of in-country institutional structures/mechanisms for the multisectoral and multistakeholder coordination of youth programmes?	16	●	●	●		
Meaningful youth engagement – UNCT support to Governments on SDGs	In what areas of UNCT support to the Government on the SDGs (see above) were youth meaningfully engaged ?	6.4	●	●	●		
UNCTs, youth-led solutions, knowledge exchange, communication and advocacy							
Investments in youth-led solutions	To what extent did the UNCT support investments in youth-led solutions (incubation and scaling)?	17	●	●	●		
UNCTs, youth and knowledge exchange	Did the UNCT's knowledge exchange plan include youth components? If yes, did the UNCT have committed funding for this?	18	●	●	●		
UNCTs, youth, communication and advocacy	Did the UNCT's joint communication and advocacy strategy include youth components? Was accessibility for young people with disabilities taken into consideration? Were campaigns activated in Youth2030 priority areas?	19	●	●	●		
Meaningful youth engagement – UNCT-led projects and campaigns	In which categories of UNCT-led projects and campaigns (see above) were youth meaningfully engaged ?	6.5	●	●	●		
Youth focus in UN Sustainable Development Cooperation Frameworks (UNSDCFs)							
Youth situational analyses in common country analyses	To what extent does the common country analysis of the UNCT include a gendered, youth situational analysis ?	1	●	●	●		
Results for youth in UNSDCFs	Does the UNSDCF (or equivalent) include results for youth at the output and/or outcome level?	2	●	●	●		
Youth2030 in joint workplans and Business Operations Strategy (BOS) implementation plans of UNCTs	To what extent did the UNCT joint workplan of results/thematic group(s) include Youth2030 activities?	3.1	●	●	●		
	Did the UNCT BOS implementation plan include Youth2030 activities?	3.2	●	●	●		
Funding for youth results in UNSDCFs	What proportion of the planned budget was funded for the achievement of results for youth?	4.1	●	●	●		
	What proportion of the available funding was utilized for the achievement of results for youth?	4.2	●	●	●		
Transparency of youth results in UNCTs	Did the UNCT annual report include reporting on joint programming for youth ? If yes, is it available publicly?	5	●	●	●		
Meaningful youth engagement – UNSDCF processes of UNCTs**	In which UNSDCF processes (see above) of the UNCT were youth meaningfully engaged ?	6.3	●	●	●		
UNCT leadership, culture, architecture and capacities for youth							
Youth coordination architecture in UNCTs	What type of coordination mechanism did the UNCT have in place for coherent UN youth programmes ?	7	●	●	●		
Capacities for Youth2030 implementation in UNCTs	Were UNCT staff sensitized on Youth2030 implementation?	8	●	●	●		
Youth workforce in UNCTs	To what extent did the UNCT introduce innovations in human resources management (common service line) in the BOS to increase the share of the youth workforce (<35 years)?	9	●	●	●		
Fair and quality internships in UNCTs	To what extent did the UNCT introduce innovations in human resources management (common service line) in the BOS to increase opportunities and improve the fairness and quality of internships ?	10	●	●	●		
Meaningful youth engagement – Leadership and culture in UNCTs	What UNCT policies and processes were in place for meaningful youth engagement ?	6.1	●	●	●		
	Did the UNCT engage diverse youth ?	6.2	●	●	●		

* Data on KPI 20 available only for the 2020 reporting period.

** Data on KPI 6.3: a) available for 104 out of 130 UNCTs for the 2021 reporting period; b) scoring for all 131 UNCTs available and based on modified criteria for the 2022 reporting period.

How to read Key Performance Indicators (KPIs): FOR youth WITH youth

How to read scores: ● At milestone ● Moving forward ● Getting ready

For detailed KPI scoring criteria, see the Youth2030 UNCT Scorecard [↗](#)

Short description of KPI	Question	Year	2020	2021	2022	2023	2024
		KPI #					
UNCTs, youth, COVID-19 response and recovery							
UN Country Teams (UNCTs), COVID-19 response and recovery plan, youth*	To what extent did the UNCT COVID-19 socioeconomic response and recovery plan include a focus on youth?	20	●	X	X		
UNCT support to Governments on youth and SDGs							
Leave No Youth Behind – assessment and action	To what extent did the UNCT strengthen the capacity of the Government to design and deliver data-driven strategies to Leave No Youth Behind in national sectoral plans?	11	●	●	●		
Policy alignment to SDGs and coherence for youth development	In what proportion of youth-related sectors did the UNCT strengthen the capacity of the Government to enhance policy alignment for sustainable development?	12.1	●	●	●		
	Did the UNCT strengthen the capacity of the Government to enhance the coherence of youth-related policies for sustainable development?	12.2	●	●	●		
Public finance for youth development	In what proportion of youth-related sectors did the UNCT strengthen the capacity of the Government to improve public financing for youth development?	13	●	●	●		
Disaggregated data on youth for decision-making	In what proportion of youth-related sectors did the UNCT strengthen the capacity of the Government to increase the availability of youth-relevant, high-quality, timely and reliable disaggregated data ?	14	●	●	●		
Youth engagement in design, monitoring and review of in-country programmes	In what proportion of youth-related sectors did the UNCT strengthen the capacity of the Government to mainstream youth engagement in the design, monitoring, review and follow-up of sectoral programmes?	15	●	●	●		
In-country youth coordination mechanisms	To what extent did the UNCT strengthen the capacity of in-country institutional structures/mechanisms for the multisectoral and multistakeholder coordination of youth programmes?	16	●	●	●		
Meaningful youth engagement – UNCT support to Governments on SDGs	In what areas of UNCT support to the Government on the SDGs (see above) were youth meaningfully engaged ?	6.4	●	●	●		
UNCTs, youth-led solutions, knowledge exchange, communication and advocacy							
Investments in youth-led solutions	To what extent did the UNCT support investments in youth-led solutions (incubation and scaling)?	17	●	●	●		
UNCTs, youth and knowledge exchange	Did the UNCT's knowledge exchange plan include youth components? If yes, did the UNCT have committed funding for this?	18	●	●	●		
UNCTs, youth, communication and advocacy	Did the UNCT's joint communication and advocacy strategy include youth components? Was accessibility for young people with disabilities taken into consideration? Were campaigns activated in Youth2030 priority areas?	19	●	●	●		
Meaningful youth engagement – UNCT-led projects and campaigns	In which categories of UNCT-led projects and campaigns (see above) were youth meaningfully engaged ?	6.5	●	●	●		
Youth focus in UN Sustainable Development Cooperation Frameworks (UNSDCFs)							
Youth situational analyses in common country analyses	To what extent does the common country analysis of the UNCT include a gendered, youth situational analysis ?	1	●	●	●		
Results for youth in UNSDCFs	Does the UNSDCF (or equivalent) include results for youth at the output and/or outcome level?	2	●	●	●		
Youth2030 in joint workplans and Business Operations Strategy (BOS) implementation plans of UNCTs	To what extent did the UNCT joint workplan of results/thematic group(s) include Youth2030 activities?	3.1	●	●	●		
	Did the UNCT BOS implementation plan include Youth2030 activities?	3.2	●	●	●		
Funding for youth results in UNSDCFs	What proportion of the planned budget was funded for the achievement of results for youth?	4.1	●	●	●		
	What proportion of the available funding was utilized for the achievement of results for youth?	4.2	●	●	●		
Transparency of youth results in UNCTs	Did the UNCT annual report include reporting on joint programming for youth ? If yes, is it available publicly?	5	●	●	●		
Meaningful youth engagement – UNSDCF processes of UNCTs**	In which UNSDCF processes (see above) of the UNCT were youth meaningfully engaged ?	6.3	●	X	●		
UNCT leadership, culture, architecture and capacities for youth							
Youth coordination architecture in UNCTs	What type of coordination mechanism did the UNCT have in place for coherent UN youth programmes ?	7	●	●	●		
Capacities for Youth2030 implementation in UNCTs	Were UNCT staff sensitized on Youth2030 implementation?	8	●	●	●		
Youth workforce in UNCTs	To what extent did the UNCT introduce innovations in human resources management (common service line) in the BOS to increase the share of the youth workforce (<35 years)?	9	●	●	●		
Fair and quality internships in UNCTs	To what extent did the UNCT introduce innovations in human resources management (common service line) in the BOS to increase opportunities and improve the fairness and quality of internships ?	10	●	●	●		
Meaningful youth engagement – Leadership and culture in UNCTs	What UNCT policies and processes were in place for meaningful youth engagement ?	6.1	●	●	●		
	Did the UNCT engage diverse youth ?	6.2	●	●	●		

* Data on KPI 20 available only for the 2020 reporting period.

** Data on KPI 6.3: a) available for 104 out of 130 UNCTs for the 2021 reporting period; b) scoring for all 131 UNCTs available and based on modified criteria for the 2022 reporting period.

How to read Key Performance Indicators (KPIs): FOR youth WITH youth

How to read scores: At milestone Moving forward Getting ready

For detailed KPI scoring criteria, see the Youth2030 UNCT Scorecard [↗](#)

Short description of KPI	Question	Year	2020	2021	2022	2023	2024
		KPI #					
UNCTs, youth, COVID-19 response and recovery							
UN Country Teams (UNCTs), COVID-19 response and recovery plan, youth*	To what extent did the UNCT COVID-19 socioeconomic response and recovery plan include a focus on youth?	20					
UNCT support to Governments on youth and SDGs							
Leave No Youth Behind – assessment and action	To what extent did the UNCT strengthen the capacity of the Government to design and deliver data-driven strategies to Leave No Youth Behind in national sectoral plans?	11					
Policy alignment to SDGs and coherence for youth development	In what proportion of youth-related sectors did the UNCT strengthen the capacity of the Government to enhance policy alignment for sustainable development?	12.1					
	Did the UNCT strengthen the capacity of the Government to enhance the coherence of youth-related policies for sustainable development?	12.2					
Public finance for youth development	In what proportion of youth-related sectors did the UNCT strengthen the capacity of the Government to improve public financing for youth development?	13					
Disaggregated data on youth for decision-making	In what proportion of youth-related sectors did the UNCT strengthen the capacity of the Government to increase the availability of youth-relevant, high-quality, timely and reliable disaggregated data ?	14					
Youth engagement in design, monitoring and review of in-country programmes	In what proportion of youth-related sectors did the UNCT strengthen the capacity of the Government to mainstream youth engagement in the design, monitoring, review and follow-up of sectoral programmes?	15					
In-country youth coordination mechanisms	To what extent did the UNCT strengthen the capacity of in-country institutional structures/mechanisms for the multisectoral and multistakeholder coordination of youth programmes?	16					
Meaningful youth engagement – UNCT support to Governments on SDGs	In what areas of UNCT support to the Government on the SDGs (see above) were youth meaningfully engaged ?	6.4					
UNCTs, youth-led solutions, knowledge exchange, communication and advocacy							
Investments in youth-led solutions	To what extent did the UNCT support investments in youth-led solutions (incubation and scaling)?	17					
UNCTs, youth and knowledge exchange	Did the UNCT's knowledge exchange plan include youth components? If yes, did the UNCT have committed funding for this?	18					
UNCTs, youth, communication and advocacy	Did the UNCT's joint communication and advocacy strategy include youth components? Was accessibility for young people with disabilities taken into consideration? Were campaigns activated in Youth2030 priority areas?	19					
Meaningful youth engagement – UNCT-led projects and campaigns	In which categories of UNCT-led projects and campaigns (see above) were youth meaningfully engaged ?	6.5					
Youth focus in UN Sustainable Development Cooperation Frameworks (UNSDCFs)							
Youth situational analyses in common country analyses	To what extent does the common country analysis of the UNCT include a gendered, youth situational analysis ?	1					
Results for youth in UNSDCF	Does the UNSDCF (or equivalent) include results for youth at the output and/or outcome level?	2					
Youth2030 in joint workplans and Business Operations Strategy (BOS) implementation plans of UNCTs	To what extent did the UNCT joint workplan of results/thematic group(s) include Youth2030 activities?	3.1					
	Did the UNCT BOS implementation plan include Youth2030 activities?	3.2					
Funding for youth results in UNSDCF	What proportion of the planned budget was funded for the achievement of results for youth?	4.1					
	What proportion of the available funding was utilized for the achievement of results for youth?	4.2					
Transparency of youth results in UNCTs	Did the UNCT annual report include reporting on joint programming for youth ? If yes, is it available publicly?	5					
Meaningful youth engagement – UNSDCF processes of UNCTs**	In which UNSDCF processes (see above) of the UNCT were youth meaningfully engaged ?	6.3					
UNCT leadership, culture, architecture and capacities for youth							
Youth coordination architecture in UNCTs	What type of coordination mechanism did the UNCT have in place for coherent UN youth programmes ?	7					
Capacities for Youth2030 implementation in UNCTs	Were UNCT staff sensitized on Youth2030 implementation?	8					
Youth workforce in UNCTs	To what extent did the UNCT introduce innovations in human resources management (common service line) in the BOS to increase the share of the youth workforce (<35 years)?	9					
Fair and quality internships in UNCTs	To what extent did the UNCT introduce innovations in human resources management (common service line) in the BOS to increase opportunities and improve the fairness and quality of internships ?	10					
Meaningful youth engagement – Leadership and culture in UNCTs	What UNCT policies and processes were in place for meaningful youth engagement ?	6.1					
	Did the UNCT engage diverse youth ?	6.2					

* Data on KPI 20 available only for the 2020 reporting period.

** Data on KPI 6.3: a) available for 104 out of 130 UNCTs for the 2021 reporting period; b) scoring for all 131 UNCTs available and based on modified criteria for the 2022 reporting period.

How to read Key Performance Indicators (KPIs): FOR youth WITH youth

How to read scores: At milestone Moving forward Getting ready

For detailed KPI scoring criteria, see the Youth2030 UNCT Scorecard [↗](#)

Short description of KPI	Question	Year	2020	2021	2022	2023	2024
		KPI #					
UNCTs, youth, COVID-19 response and recovery							
UN Country Teams (UNCTs), COVID-19 response and recovery plan, youth*	To what extent did the UNCT COVID-19 socioeconomic response and recovery plan include a focus on youth?	20					
UNCT support to Governments on youth and SDGs							
Leave No Youth Behind – assessment and action	To what extent did the UNCT strengthen the capacity of the Government to design and deliver data-driven strategies to Leave No Youth Behind in national sectoral plans?	11					
Policy alignment to SDGs and coherence for youth development	In what proportion of youth-related sectors did the UNCT strengthen the capacity of the Government to enhance policy alignment for sustainable development?	12.1					
	Did the UNCT strengthen the capacity of the Government to enhance the coherence of youth-related policies for sustainable development?	12.2					
Public finance for youth development	In what proportion of youth-related sectors did the UNCT strengthen the capacity of the Government to improve public financing for youth development?	13					
Disaggregated data on youth for decision-making	In what proportion of youth-related sectors did the UNCT strengthen the capacity of the Government to increase the availability of youth-relevant, high-quality, timely and reliable disaggregated data ?	14					
Youth engagement in design, monitoring and review of in-country programmes	In what proportion of youth-related sectors did the UNCT strengthen the capacity of the Government to mainstream youth engagement in the design, monitoring, review and follow-up of sectoral programmes?	15					
In-country youth coordination mechanisms	To what extent did the UNCT strengthen the capacity of in-country institutional structures/mechanisms for the multisectoral and multistakeholder coordination of youth programmes?	16					
Meaningful youth engagement – UNCT support to Governments on SDGs	In what areas of UNCT support to the Government on the SDGs (see above) were youth meaningfully engaged ?	6.4					
UNCTs, youth-led solutions, knowledge exchange, communication and advocacy							
Investments in youth-led solutions	To what extent did the UNCT support investments in youth-led solutions (incubation and scaling)?	17					
UNCTs, youth and knowledge exchange	Did the UNCT's knowledge exchange plan include youth components? If yes, did the UNCT have committed funding for this?	18					
UNCTs, youth, communication and advocacy	Did the UNCT's joint communication and advocacy strategy include youth components? Was accessibility for young people with disabilities taken into consideration? Were campaigns activated in Youth2030 priority areas?	19					
Meaningful youth engagement – UNCT-led projects and campaigns	In which categories of UNCT-led projects and campaigns (see above) were youth meaningfully engaged ?	6.5					
Youth focus in UN Sustainable Development Cooperation Frameworks (UNSDCFs)							
Youth situational analyses in common country analyses	To what extent does the common country analysis of the UNCT include a gendered, youth situational analysis ?	1					
Results for youth in UNSDCFs	Does the UNSDCF (or equivalent) include results for youth at the output and/or outcome level?	2					
Youth2030 in joint workplans and Business Operations Strategy (BOS) implementation plans of UNCTs	To what extent did the UNCT joint workplan of results/thematic group(s) include Youth2030 activities?	3.1					
	Did the UNCT BOS implementation plan include Youth2030 activities?	3.2					
Funding for youth results in UNSDCFs	What proportion of the planned budget was funded for the achievement of results for youth?	4.1					
	What proportion of the available funding was utilized for the achievement of results for youth?	4.2					
Transparency of youth results in UNCTs	Did the UNCT annual report include reporting on joint programming for youth ? If yes, is it available publicly?	5					
Meaningful youth engagement – UNSDCF processes of UNCTs**	In which UNSDCF processes (see above) of the UNCT were youth meaningfully engaged ?	6.3					
UNCT leadership, culture, architecture and capacities for youth							
Youth coordination architecture in UNCTs	What type of coordination mechanism did the UNCT have in place for coherent UN youth programmes ?	7					
Capacities for Youth2030 implementation in UNCTs	Were UNCT staff sensitized on Youth2030 implementation?	8					
Youth workforce in UNCTs	To what extent did the UNCT introduce innovations in human resources management (common service line) in the BOS to increase the share of the youth workforce (<35 years)?	9					
Fair and quality internships in UNCTs	To what extent did the UNCT introduce innovations in human resources management (common service line) in the BOS to increase opportunities and improve the fairness and quality of internships ?	10					
Meaningful youth engagement – Leadership and culture in UNCTs	What UNCT policies and processes were in place for meaningful youth engagement ?	6.1					
	Did the UNCT engage diverse youth ?	6.2					

* Data on KPI 20 available only for the 2020 reporting period.

** Data on KPI 6.3: a) available for 104 out of 130 UNCTs for the 2021 reporting period; b) scoring for all 131 UNCTs available and based on modified criteria for the 2022 reporting period.

How to read Key Performance Indicators (KPIs): FOR youth WITH youth

How to read scores: ● At milestone ● Moving forward ● Getting ready

For detailed KPI scoring criteria, see the Youth2030 UNCT Scorecard [↗](#)

Short description of KPI	Question	Year	2020	2021	2022	2023	2024
		KPI #					
UNCTs, youth, COVID-19 response and recovery							
UN Country Teams (UNCTs), COVID-19 response and recovery plan, youth*	To what extent did the UNCT COVID-19 socioeconomic response and recovery plan include a focus on youth?	20	●	X	X		
UNCT support to Governments on youth and SDGs							
Leave No Youth Behind – assessment and action	To what extent did the UNCT strengthen the capacity of the Government to design and deliver data-driven strategies to Leave No Youth Behind in national sectoral plans?	11	●	●	●		
Policy alignment to SDGs and coherence for youth development	In what proportion of youth-related sectors did the UNCT strengthen the capacity of the Government to enhance policy alignment for sustainable development?	12.1	●	●	●		
	Did the UNCT strengthen the capacity of the Government to enhance the coherence of youth-related policies for sustainable development?	12.2	●	●	●		
Public finance for youth development	In what proportion of youth-related sectors did the UNCT strengthen the capacity of the Government to improve public financing for youth development?	13	●	●	●		
Disaggregated data on youth for decision-making	In what proportion of youth-related sectors did the UNCT strengthen the capacity of the Government to increase the availability of youth-relevant, high-quality, timely and reliable disaggregated data ?	14	●	●	●		
Youth engagement in design, monitoring and review of in-country programmes	In what proportion of youth-related sectors did the UNCT strengthen the capacity of the Government to mainstream youth engagement in the design, monitoring, review and follow-up of sectoral programmes?	15	●	●	●		
In-country youth coordination mechanisms	To what extent did the UNCT strengthen the capacity of in-country institutional structures/mechanisms for the multisectoral and multistakeholder coordination of youth programmes?	16	●	●	●		
Meaningful youth engagement – UNCT support to Governments on SDGs	In what areas of UNCT support to the Government on the SDGs (see above) were youth meaningfully engaged ?	6.4	●	●	●		
UNCTs, youth-led solutions, knowledge exchange, communication and advocacy							
Investments in youth-led solutions	To what extent did the UNCT support investments in youth-led solutions (incubation and scaling)?	17	●	●	●		
UNCTs, youth and knowledge exchange	Did the UNCT's knowledge exchange plan include youth components? If yes, did the UNCT have committed funding for this?	18	●	●	●		
UNCTs, youth, communication and advocacy	Did the UNCT's joint communication and advocacy strategy include youth components? Was accessibility for young people with disabilities taken into consideration? Were campaigns activated in Youth2030 priority areas?	19	●	●	●		
Meaningful youth engagement – UNCT-led projects and campaigns	In which categories of UNCT-led projects and campaigns (see above) were youth meaningfully engaged ?	6.5	●	●	●		
Youth focus in UN Sustainable Development Cooperation Frameworks (UNSDCFs)							
Youth situational analyses in common country analyses	To what extent does the common country analysis of the UNCT include a gendered, youth situational analysis ?	1	●	●	●		
Results for youth in UNSDCFs	Does the UNSDCF (or equivalent) include results for youth at the output and/or outcome level?	2	●	●	●		
Youth2030 in joint workplans and Business Operations Strategy (BOS) implementation plans of UNCTs	To what extent did the UNCT joint workplan of results/thematic group(s) include Youth2030 activities?	3.1	●	●	●		
	Did the UNCT BOS implementation plan include Youth2030 activities?	3.2	●	●	●		
Funding for youth results in UNSDCFs	What proportion of the planned budget was funded for the achievement of results for youth?	4.1	●	●	●		
	What proportion of the available funding was utilized for the achievement of results for youth?	4.2	●	●	●		
Transparency of youth results in UNCTs	Did the UNCT annual report include reporting on joint programming for youth ? If yes, is it available publicly?	5	●	●	●		
Meaningful youth engagement – UNSDCF processes of UNCTs**	In which UNSDCF processes (see above) of the UNCT were youth meaningfully engaged ?	6.3	●	●	●		
UNCT leadership, culture, architecture and capacities for youth							
Youth coordination architecture in UNCTs	What type of coordination mechanism did the UNCT have in place for coherent UN youth programmes ?	7	●	●	●		
Capacities for Youth2030 implementation in UNCTs	Were UNCT staff sensitized on Youth2030 implementation?	8	●	●	●		
Youth workforce in UNCTs	To what extent did the UNCT introduce innovations in human resources management (common service line) in the BOS to increase the share of the youth workforce (<35 years)?	9	●	●	●		
Fair and quality internships in UNCTs	To what extent did the UNCT introduce innovations in human resources management (common service line) in the BOS to increase opportunities and improve the fairness and quality of internships ?	10	●	●	●		
Meaningful youth engagement – Leadership and culture in UNCTs	What UNCT policies and processes were in place for meaningful youth engagement ?	6.1	●	●	●		
	Did the UNCT engage diverse youth ?	6.2	●	●	●		

* Data on KPI 20 available only for the 2020 reporting period.

** Data on KPI 6.3: a) available for 104 out of 130 UNCTs for the 2021 reporting period; b) scoring for all 131 UNCTs available and based on modified criteria for the 2022 reporting period.

How to read Key Performance Indicators (KPIs): FOR youth WITH youth

How to read scores: ● At milestone ● Moving forward ● Getting ready

For detailed KPI scoring criteria, see the Youth2030 UNCT Scorecard [↗](#)

Short description of KPI	Question	Year	2020	2021	2022	2023	2024
		KPI #					
UNCTs, youth, COVID-19 response and recovery							
UN Country Teams (UNCTs), COVID-19 response and recovery plan, youth*	To what extent did the UNCT COVID-19 socioeconomic response and recovery plan include a focus on youth?	20	●	✕	✕		
UNCT support to Governments on youth and SDGs							
Leave No Youth Behind – assessment and action	To what extent did the UNCT strengthen the capacity of the Government to design and deliver data-driven strategies to Leave No Youth Behind in national sectoral plans?	11	●	●	●		
Policy alignment to SDGs and coherence for youth development	In what proportion of youth-related sectors did the UNCT strengthen the capacity of the Government to enhance policy alignment for sustainable development?	12.1	●	●	●		
	Did the UNCT strengthen the capacity of the Government to enhance the coherence of youth-related policies for sustainable development?	12.2	●	●	●		
Public finance for youth development	In what proportion of youth-related sectors did the UNCT strengthen the capacity of the Government to improve public financing for youth development?	13	●	●	●		
Disaggregated data on youth for decision-making	In what proportion of youth-related sectors did the UNCT strengthen the capacity of the Government to increase the availability of youth-relevant, high-quality, timely and reliable disaggregated data ?	14	●	●	●		
Youth engagement in design, monitoring and review of in-country programmes	In what proportion of youth-related sectors did the UNCT strengthen the capacity of the Government to mainstream youth engagement in the design, monitoring, review and follow-up of sectoral programmes?	15	●	●	●		
In-country youth coordination mechanisms	To what extent did the UNCT strengthen the capacity of in-country institutional structures/mechanisms for the multisectoral and multistakeholder coordination of youth programmes?	16	●	●	●		
Meaningful youth engagement – UNCT support to Governments on SDGs	In what areas of UNCT support to the Government on the SDGs (see above) were youth meaningfully engaged ?	6.4	●	●	●		
UNCTs, youth-led solutions, knowledge exchange, communication and advocacy							
Investments in youth-led solutions	To what extent did the UNCT support investments in youth-led solutions (incubation and scaling)?	17	●	●	●		
UNCTs, youth and knowledge exchange	Did the UNCT's knowledge exchange plan include youth components? If yes, did the UNCT have committed funding for this?	18	●	●	●		
UNCTs, youth, communication and advocacy	Did the UNCT's joint communication and advocacy strategy include youth components? Was accessibility for young people with disabilities taken into consideration? Were campaigns activated in Youth2030 priority areas?	19	●	●	●		
Meaningful youth engagement – UNCT-led projects and campaigns	In which categories of UNCT-led projects and campaigns (see above) were youth meaningfully engaged ?	6.5	●	●	●		
Youth focus in UN Sustainable Development Cooperation Frameworks (UNSDCFs)							
Youth situational analyses in common country analyses	To what extent does the common country analysis of the UNCT include a gendered, youth situational analysis ?	1	●	●	●		
Results for youth in UNSDCF	Does the UNSDCF (or equivalent) include results for youth at the output and/or outcome level?	2	●	●	●		
Youth2030 in joint workplans and Business Operations Strategy (BOS) implementation plans of UNCTs	To what extent did the UNCT joint workplan of results/thematic group(s) include Youth2030 activities?	3.1	●	●	●		
	Did the UNCT BOS implementation plan include Youth2030 activities?	3.2	●	●	●		
Funding for youth results in UNSDCF	What proportion of the planned budget was funded for the achievement of results for youth?	4.1	●	●	●		
	What proportion of the available funding was utilized for the achievement of results for youth?	4.2	●	●	●		
Transparency of youth results in UNCTs	Did the UNCT annual report include reporting on joint programming for youth ? If yes, is it available publicly?	5	●	●	●		
Meaningful youth engagement – UNSDCF processes of UNCTs**	In which UNSDCF processes (see above) of the UNCT were youth meaningfully engaged ?	6.3	●	●	●		
UNCT leadership, culture, architecture and capacities for youth							
Youth coordination architecture in UNCTs	What type of coordination mechanism did the UNCT have in place for coherent UN youth programmes ?	7	●	●	●		
Capacities for Youth2030 implementation in UNCTs	Were UNCT staff sensitized on Youth2030 implementation?	8	●	●	●		
Youth workforce in UNCTs	To what extent did the UNCT introduce innovations in human resources management (common service line) in the BOS to increase the share of the youth workforce (<35 years)?	9	●	●	●		
Fair and quality internships in UNCTs	To what extent did the UNCT introduce innovations in human resources management (common service line) in the BOS to increase opportunities and improve the fairness and quality of internships ?	10	●	●	●		
Meaningful youth engagement – Leadership and culture in UNCTs	What UNCT policies and processes were in place for meaningful youth engagement ?	6.1	●	●	●		
	Did the UNCT engage diverse youth ?	6.2	●	●	●		

* Data on KPI 20 available only for the 2020 reporting period.

** Data on KPI 6.3: a) available for 104 out of 130 UNCTs for the 2021 reporting period; b) scoring for all 131 UNCTs available and based on modified criteria for the 2022 reporting period.

How to read Key Performance Indicators (KPIs): FOR youth WITH youth

How to read scores: At milestone Moving forward Getting ready

For detailed KPI scoring criteria, see the Youth2030 UNCT Scorecard [↗](#)

Short description of KPI	Question	Year	2020	2021	2022	2023	2024
		KPI #					
UNCTs, youth, COVID-19 response and recovery							
UN Country Teams (UNCTs), COVID-19 response and recovery plan, youth*	To what extent did the UNCT COVID-19 socioeconomic response and recovery plan include a focus on youth?	20					
UNCT support to Governments on youth and SDGs							
Leave No Youth Behind – assessment and action	To what extent did the UNCT strengthen the capacity of the Government to design and deliver data-driven strategies to Leave No Youth Behind in national sectoral plans?	11					
Policy alignment to SDGs and coherence for youth development	In what proportion of youth-related sectors did the UNCT strengthen the capacity of the Government to enhance policy alignment for sustainable development?	12.1					
	Did the UNCT strengthen the capacity of the Government to enhance the coherence of youth-related policies for sustainable development?	12.2					
Public finance for youth development	In what proportion of youth-related sectors did the UNCT strengthen the capacity of the Government to improve public financing for youth development?	13					
Disaggregated data on youth for decision-making	In what proportion of youth-related sectors did the UNCT strengthen the capacity of the Government to increase the availability of youth-relevant, high-quality, timely and reliable disaggregated data ?	14					
Youth engagement in design, monitoring and review of in-country programmes	In what proportion of youth-related sectors did the UNCT strengthen the capacity of the Government to mainstream youth engagement in the design, monitoring, review and follow-up of sectoral programmes?	15					
In-country youth coordination mechanisms	To what extent did the UNCT strengthen the capacity of in-country institutional structures/mechanisms for the multisectoral and multistakeholder coordination of youth programmes?	16					
Meaningful youth engagement – UNCT support to Governments on SDGs	In what areas of UNCT support to the Government on the SDGs (see above) were youth meaningfully engaged ?	6.4					
UNCTs, youth-led solutions, knowledge exchange, communication and advocacy							
Investments in youth-led solutions	To what extent did the UNCT support investments in youth-led solutions (incubation and scaling)?	17					
UNCTs, youth and knowledge exchange	Did the UNCT's knowledge exchange plan include youth components? If yes, did the UNCT have committed funding for this?	18					
UNCTs, youth, communication and advocacy	Did the UNCT's joint communication and advocacy strategy include youth components? Was accessibility for young people with disabilities taken into consideration? Were campaigns activated in Youth2030 priority areas?	19					
Meaningful youth engagement – UNCT-led projects and campaigns	In which categories of UNCT-led projects and campaigns (see above) were youth meaningfully engaged ?	6.5					
Youth focus in UN Sustainable Development Cooperation Frameworks (UNSDCFs)							
Youth situational analyses in common country analyses	To what extent does the common country analysis of the UNCT include a gendered, youth situational analysis ?	1					
Results for youth in UNSDCFs	Does the UNSDCF (or equivalent) include results for youth at the output and/or outcome level?	2					
Youth2030 in joint workplans and Business Operations Strategy (BOS) implementation plans of UNCTs	To what extent did the UNCT joint workplan of results/thematic group(s) include Youth2030 activities?	3.1					
	Did the UNCT BOS implementation plan include Youth2030 activities?	3.2					
Funding for youth results in UNSDCFs	What proportion of the planned budget was funded for the achievement of results for youth?	4.1					
	What proportion of the available funding was utilized for the achievement of results for youth?	4.2					
Transparency of youth results in UNCTs	Did the UNCT annual report include reporting on joint programming for youth ? If yes, is it available publicly?	5					
Meaningful youth engagement – UNSDCF processes of UNCTs**	In which UNSDCF processes (see above) of the UNCT were youth meaningfully engaged ?	6.3					
UNCT leadership, culture, architecture and capacities for youth							
Youth coordination architecture in UNCTs	What type of coordination mechanism did the UNCT have in place for coherent UN youth programmes ?	7					
Capacities for Youth2030 implementation in UNCTs	Were UNCT staff sensitized on Youth2030 implementation?	8					
Youth workforce in UNCTs	To what extent did the UNCT introduce innovations in human resources management (common service line) in the BOS to increase the share of the youth workforce (<35 years)?	9					
Fair and quality internships in UNCTs	To what extent did the UNCT introduce innovations in human resources management (common service line) in the BOS to increase opportunities and improve the fairness and quality of internships ?	10					
Meaningful youth engagement – Leadership and culture in UNCTs	What UNCT policies and processes were in place for meaningful youth engagement ?	6.1					
	Did the UNCT engage diverse youth ?	6.2					

* Data on KPI 20 available only for the 2020 reporting period.

** Data on KPI 6.3: a) available for 104 out of 130 UNCTs for the 2021 reporting period; b) scoring for all 131 UNCTs available and based on modified criteria for the 2022 reporting period.

How to read Key Performance Indicators (KPIs): FOR youth WITH youth

How to read scores: At milestone Moving forward Getting ready

For detailed KPI scoring criteria, see the Youth2030 UNCT Scorecard [↗](#)

Short description of KPI	Question	Year	2020	2021	2022	2023	2024
		KPI #					
UNCTs, youth, COVID-19 response and recovery							
UN Country Teams (UNCTs), COVID-19 response and recovery plan, youth*	To what extent did the UNCT COVID-19 socioeconomic response and recovery plan include a focus on youth?	20					
UNCT support to Governments on youth and SDGs							
Leave No Youth Behind – assessment and action	To what extent did the UNCT strengthen the capacity of the Government to design and deliver data-driven strategies to Leave No Youth Behind in national sectoral plans?	11					
Policy alignment to SDGs and coherence for youth development	In what proportion of youth-related sectors did the UNCT strengthen the capacity of the Government to enhance policy alignment for sustainable development?	12.1					
	Did the UNCT strengthen the capacity of the Government to enhance the coherence of youth-related policies for sustainable development?	12.2					
Public finance for youth development	In what proportion of youth-related sectors did the UNCT strengthen the capacity of the Government to improve public financing for youth development?	13					
Disaggregated data on youth for decision-making	In what proportion of youth-related sectors did the UNCT strengthen the capacity of the Government to increase the availability of youth-relevant, high-quality, timely and reliable disaggregated data ?	14					
Youth engagement in design, monitoring and review of in-country programmes	In what proportion of youth-related sectors did the UNCT strengthen the capacity of the Government to mainstream youth engagement in the design, monitoring, review and follow-up of sectoral programmes?	15					
In-country youth coordination mechanisms	To what extent did the UNCT strengthen the capacity of in-country institutional structures/mechanisms for the multisectoral and multistakeholder coordination of youth programmes?	16					
Meaningful youth engagement – UNCT support to Governments on SDGs	In what areas of UNCT support to the Government on the SDGs (see above) were youth meaningfully engaged ?	6.4					
UNCTs, youth-led solutions, knowledge exchange, communication and advocacy							
Investments in youth-led solutions	To what extent did the UNCT support investments in youth-led solutions (incubation and scaling)?	17					
UNCTs, youth and knowledge exchange	Did the UNCT's knowledge exchange plan include youth components? If yes, did the UNCT have committed funding for this?	18					
UNCTs, youth, communication and advocacy	Did the UNCT's joint communication and advocacy strategy include youth components? Was accessibility for young people with disabilities taken into consideration? Were campaigns activated in Youth2030 priority areas?	19					
Meaningful youth engagement – UNCT-led projects and campaigns	In which categories of UNCT-led projects and campaigns (see above) were youth meaningfully engaged ?	6.5					
Youth focus in UN Sustainable Development Cooperation Frameworks (UNSDCFs)							
Youth situational analyses in common country analyses	To what extent does the common country analysis of the UNCT include a gendered, youth situational analysis ?	1					
Results for youth in UNSDCFs	Does the UNSDCF (or equivalent) include results for youth at the output and/or outcome level?	2					
Youth2030 in joint workplans and Business Operations Strategy (BOS) implementation plans of UNCTs	To what extent did the UNCT joint workplan of results/thematic group(s) include Youth2030 activities?	3.1					
	Did the UNCT BOS implementation plan include Youth2030 activities?	3.2					
Funding for youth results in UNSDCFs	What proportion of the planned budget was funded for the achievement of results for youth?	4.1					
	What proportion of the available funding was utilized for the achievement of results for youth?	4.2					
Transparency of youth results in UNCTs	Did the UNCT annual report include reporting on joint programming for youth ? If yes, is it available publicly?	5					
Meaningful youth engagement – UNSDCF processes of UNCTs**	In which UNSDCF processes (see above) of the UNCT were youth meaningfully engaged ?	6.3					
UNCT leadership, culture, architecture and capacities for youth							
Youth coordination architecture in UNCTs	What type of coordination mechanism did the UNCT have in place for coherent UN youth programmes ?	7					
Capacities for Youth2030 implementation in UNCTs	Were UNCT staff sensitized on Youth2030 implementation?	8					
Youth workforce in UNCTs	To what extent did the UNCT introduce innovations in human resources management (common service line) in the BOS to increase the share of the youth workforce (<35 years)?	9					
Fair and quality internships in UNCTs	To what extent did the UNCT introduce innovations in human resources management (common service line) in the BOS to increase opportunities and improve the fairness and quality of internships ?	10					
Meaningful youth engagement – Leadership and culture in UNCTs	What UNCT policies and processes were in place for meaningful youth engagement ?	6.1					
	Did the UNCT engage diverse youth ?	6.2					

* Data on KPI 20 available only for the 2020 reporting period.

** Data on KPI 6.3: a) available for 104 out of 130 UNCTs for the 2021 reporting period; b) scoring for all 131 UNCTs available and based on modified criteria for the 2022 reporting period.

How to read Key Performance Indicators (KPIs): FOR youth WITH youth

How to read scores: ● At milestone ● Moving forward ● Getting ready

For detailed KPI scoring criteria, see the Youth2030 UNCT Scorecard [↗](#)

Short description of KPI	Question	Year	2020	2021	2022	2023	2024
		KPI #					
UNCTs, youth, COVID-19 response and recovery							
UN Country Teams (UNCTs), COVID-19 response and recovery plan, youth*	To what extent did the UNCT COVID-19 socioeconomic response and recovery plan include a focus on youth?	20	●	✕	✕		
UNCT support to Governments on youth and SDGs							
Leave No Youth Behind – assessment and action	To what extent did the UNCT strengthen the capacity of the Government to design and deliver data-driven strategies to Leave No Youth Behind in national sectoral plans?	11	●	●	●		
Policy alignment to SDGs and coherence for youth development	In what proportion of youth-related sectors did the UNCT strengthen the capacity of the Government to enhance policy alignment for sustainable development?	12.1	●	●	●		
	Did the UNCT strengthen the capacity of the Government to enhance the coherence of youth-related policies for sustainable development?	12.2	●	●	●		
Public finance for youth development	In what proportion of youth-related sectors did the UNCT strengthen the capacity of the Government to improve public financing for youth development?	13	●	●	●		
Disaggregated data on youth for decision-making	In what proportion of youth-related sectors did the UNCT strengthen the capacity of the Government to increase the availability of youth-relevant, high-quality, timely and reliable disaggregated data ?	14	●	●	●		
Youth engagement in design, monitoring and review of in-country programmes	In what proportion of youth-related sectors did the UNCT strengthen the capacity of the Government to mainstream youth engagement in the design, monitoring, review and follow-up of sectoral programmes?	15	●	●	●		
In-country youth coordination mechanisms	To what extent did the UNCT strengthen the capacity of in-country institutional structures/mechanisms for the multisectoral and multistakeholder coordination of youth programmes?	16	●	●	●		
Meaningful youth engagement – UNCT support to Governments on SDGs	In what areas of UNCT support to the Government on the SDGs (see above) were youth meaningfully engaged ?	6.4	●	●	●		
UNCTs, youth-led solutions, knowledge exchange, communication and advocacy							
Investments in youth-led solutions	To what extent did the UNCT support investments in youth-led solutions (incubation and scaling)?	17	●	●	●		
UNCTs, youth and knowledge exchange	Did the UNCT's knowledge exchange plan include youth components? If yes, did the UNCT have committed funding for this?	18	●	●	●		
UNCTs, youth, communication and advocacy	Did the UNCT's joint communication and advocacy strategy include youth components? Was accessibility for young people with disabilities taken into consideration? Were campaigns activated in Youth2030 priority areas?	19	●	●	●		
Meaningful youth engagement – UNCT-led projects and campaigns	In which categories of UNCT-led projects and campaigns (see above) were youth meaningfully engaged ?	6.5	●	●	●		
Youth focus in UN Sustainable Development Cooperation Frameworks (UNSDCFs)							
Youth situational analyses in common country analyses	To what extent does the common country analysis of the UNCT include a gendered, youth situational analysis ?	1	●	●	●		
Results for youth in UNSDCF	Does the UNSDCF (or equivalent) include results for youth at the output and/or outcome level?	2	●	●	●		
Youth2030 in joint workplans and Business Operations Strategy (BOS) implementation plans of UNCTs	To what extent did the UNCT joint workplan of results/thematic group(s) include Youth2030 activities?	3.1	●	●	●		
	Did the UNCT BOS implementation plan include Youth2030 activities?	3.2	●	●	●		
Funding for youth results in UNSDCF	What proportion of the planned budget was funded for the achievement of results for youth?	4.1	●	●	●		
	What proportion of the available funding was utilized for the achievement of results for youth?	4.2	●	●	●		
Transparency of youth results in UNCTs	Did the UNCT annual report include reporting on joint programming for youth ? If yes, is it available publicly?	5	●	●	●		
Meaningful youth engagement – UNSDCF processes of UNCTs**	In which UNSDCF processes (see above) of the UNCT were youth meaningfully engaged ?	6.3	●	●	●		
UNCT leadership, culture, architecture and capacities for youth							
Youth coordination architecture in UNCTs	What type of coordination mechanism did the UNCT have in place for coherent UN youth programmes ?	7	●	●	●		
Capacities for Youth2030 implementation in UNCTs	Were UNCT staff sensitized on Youth2030 implementation?	8	●	●	●		
Youth workforce in UNCTs	To what extent did the UNCT introduce innovations in human resources management (common service line) in the BOS to increase the share of the youth workforce (<35 years)?	9	●	●	●		
Fair and quality internships in UNCTs	To what extent did the UNCT introduce innovations in human resources management (common service line) in the BOS to increase opportunities and improve the fairness and quality of internships ?	10	●	●	●		
Meaningful youth engagement – Leadership and culture in UNCTs	What UNCT policies and processes were in place for meaningful youth engagement ?	6.1	●	●	●		
	Did the UNCT engage diverse youth ?	6.2	●	●	●		

* Data on KPI 20 available only for the 2020 reporting period.

** Data on KPI 6.3: a) available for 104 out of 130 UNCTs for the 2021 reporting period; b) scoring for all 131 UNCTs available and based on modified criteria for the 2022 reporting period.

How to read Key Performance Indicators (KPIs): FOR youth WITH youth

How to read scores: At milestone Moving forward Getting ready

For detailed KPI scoring criteria, see the Youth2030 UNCT Scorecard [↗](#)

Short description of KPI	Question	Year	2020	2021	2022	2023	2024
		KPI #					
UNCTs, youth, COVID-19 response and recovery							
UN Country Teams (UNCTs), COVID-19 response and recovery plan, youth*	To what extent did the UNCT COVID-19 socioeconomic response and recovery plan include a focus on youth?	20					
UNCT support to Governments on youth and SDGs							
Leave No Youth Behind – assessment and action	To what extent did the UNCT strengthen the capacity of the Government to design and deliver data-driven strategies to Leave No Youth Behind in national sectoral plans?	11					
Policy alignment to SDGs and coherence for youth development	In what proportion of youth-related sectors did the UNCT strengthen the capacity of the Government to enhance policy alignment for sustainable development?	12.1					
	Did the UNCT strengthen the capacity of the Government to enhance the coherence of youth-related policies for sustainable development?	12.2					
Public finance for youth development	In what proportion of youth-related sectors did the UNCT strengthen the capacity of the Government to improve public financing for youth development?	13					
Disaggregated data on youth for decision-making	In what proportion of youth-related sectors did the UNCT strengthen the capacity of the Government to increase the availability of youth-relevant, high-quality, timely and reliable disaggregated data ?	14					
Youth engagement in design, monitoring and review of in-country programmes	In what proportion of youth-related sectors did the UNCT strengthen the capacity of the Government to mainstream youth engagement in the design, monitoring, review and follow-up of sectoral programmes?	15					
In-country youth coordination mechanisms	To what extent did the UNCT strengthen the capacity of in-country institutional structures/mechanisms for the multisectoral and multistakeholder coordination of youth programmes?	16					
Meaningful youth engagement – UNCT support to Governments on SDGs	In what areas of UNCT support to the Government on the SDGs (see above) were youth meaningfully engaged ?	6.4					
UNCTs, youth-led solutions, knowledge exchange, communication and advocacy							
Investments in youth-led solutions	To what extent did the UNCT support investments in youth-led solutions (incubation and scaling)?	17					
UNCTs, youth and knowledge exchange	Did the UNCT's knowledge exchange plan include youth components? If yes, did the UNCT have committed funding for this?	18					
UNCTs, youth, communication and advocacy	Did the UNCT's joint communication and advocacy strategy include youth components? Was accessibility for young people with disabilities taken into consideration? Were campaigns activated in Youth2030 priority areas?	19					
Meaningful youth engagement – UNCT-led projects and campaigns	In which categories of UNCT-led projects and campaigns (see above) were youth meaningfully engaged ?	6.5					
Youth focus in UN Sustainable Development Cooperation Frameworks (UNSDCFs)							
Youth situational analyses in common country analyses	To what extent does the common country analysis of the UNCT include a gendered, youth situational analysis ?	1					
Results for youth in UNSDCFs	Does the UNSDCF (or equivalent) include results for youth at the output and/or outcome level?	2					
Youth2030 in joint workplans and Business Operations Strategy (BOS) implementation plans of UNCTs	To what extent did the UNCT joint workplan of results/thematic group(s) include Youth2030 activities?	3.1					
	Did the UNCT BOS implementation plan include Youth2030 activities?	3.2					
Funding for youth results in UNSDCFs	What proportion of the planned budget was funded for the achievement of results for youth?	4.1					
	What proportion of the available funding was utilized for the achievement of results for youth?	4.2					
Transparency of youth results in UNCTs	Did the UNCT annual report include reporting on joint programming for youth ? If yes, is it available publicly?	5					
Meaningful youth engagement – UNSDCF processes of UNCTs**	In which UNSDCF processes (see above) of the UNCT were youth meaningfully engaged ?	6.3					
UNCT leadership, culture, architecture and capacities for youth							
Youth coordination architecture in UNCTs	What type of coordination mechanism did the UNCT have in place for coherent UN youth programmes ?	7					
Capacities for Youth2030 implementation in UNCTs	Were UNCT staff sensitized on Youth2030 implementation?	8					
Youth workforce in UNCTs	To what extent did the UNCT introduce innovations in human resources management (common service line) in the BOS to increase the share of the youth workforce (<35 years)?	9					
Fair and quality internships in UNCTs	To what extent did the UNCT introduce innovations in human resources management (common service line) in the BOS to increase opportunities and improve the fairness and quality of internships ?	10					
Meaningful youth engagement – Leadership and culture in UNCTs	What UNCT policies and processes were in place for meaningful youth engagement ?	6.1					
	Did the UNCT engage diverse youth ?	6.2					

* Data on KPI 20 available only for the 2020 reporting period.

** Data on KPI 6.3: a) available for 104 out of 130 UNCTs for the 2021 reporting period; b) scoring for all 131 UNCTs available and based on modified criteria for the 2022 reporting period.

How to read Key Performance Indicators (KPIs): FOR youth WITH youth

How to read scores: At milestone Moving forward Getting ready

For detailed KPI scoring criteria, see the Youth2030 UNCT Scorecard [↗](#)

Short description of KPI	Question	Year	2020	2021	2022	2023	2024
		KPI #					
UNCTs, youth, COVID-19 response and recovery							
UN Country Teams (UNCTs), COVID-19 response and recovery plan, youth*	To what extent did the UNCT COVID-19 socioeconomic response and recovery plan include a focus on youth?	20					
UNCT support to Governments on youth and SDGs							
Leave No Youth Behind – assessment and action	To what extent did the UNCT strengthen the capacity of the Government to design and deliver data-driven strategies to Leave No Youth Behind in national sectoral plans?	11					
Policy alignment to SDGs and coherence for youth development	In what proportion of youth-related sectors did the UNCT strengthen the capacity of the Government to enhance policy alignment for sustainable development?	12.1					
	Did the UNCT strengthen the capacity of the Government to enhance the coherence of youth-related policies for sustainable development?	12.2					
Public finance for youth development	In what proportion of youth-related sectors did the UNCT strengthen the capacity of the Government to improve public financing for youth development?	13					
Disaggregated data on youth for decision-making	In what proportion of youth-related sectors did the UNCT strengthen the capacity of the Government to increase the availability of youth-relevant, high-quality, timely and reliable disaggregated data ?	14					
Youth engagement in design, monitoring and review of in-country programmes	In what proportion of youth-related sectors did the UNCT strengthen the capacity of the Government to mainstream youth engagement in the design, monitoring, review and follow-up of sectoral programmes?	15					
In-country youth coordination mechanisms	To what extent did the UNCT strengthen the capacity of in-country institutional structures/mechanisms for the multisectoral and multistakeholder coordination of youth programmes?	16					
Meaningful youth engagement – UNCT support to Governments on SDGs	In what areas of UNCT support to the Government on the SDGs (see above) were youth meaningfully engaged ?	6.4					
UNCTs, youth-led solutions, knowledge exchange, communication and advocacy							
Investments in youth-led solutions	To what extent did the UNCT support investments in youth-led solutions (incubation and scaling)?	17					
UNCTs, youth and knowledge exchange	Did the UNCT's knowledge exchange plan include youth components? If yes, did the UNCT have committed funding for this?	18					
UNCTs, youth, communication and advocacy	Did the UNCT's joint communication and advocacy strategy include youth components? Was accessibility for young people with disabilities taken into consideration? Were campaigns activated in Youth2030 priority areas?	19					
Meaningful youth engagement – UNCT-led projects and campaigns	In which categories of UNCT-led projects and campaigns (see above) were youth meaningfully engaged ?	6.5					
Youth focus in UN Sustainable Development Cooperation Frameworks (UNSDCFs)							
Youth situational analyses in common country analyses	To what extent does the common country analysis of the UNCT include a gendered, youth situational analysis ?	1					
Results for youth in UNSDCF	Does the UNSDCF (or equivalent) include results for youth at the output and/or outcome level?	2					
Youth2030 in joint workplans and Business Operations Strategy (BOS) implementation plans of UNCTs	To what extent did the UNCT joint workplan of results/thematic group(s) include Youth2030 activities?	3.1					
	Did the UNCT BOS implementation plan include Youth2030 activities?	3.2					
Funding for youth results in UNSDCF	What proportion of the planned budget was funded for the achievement of results for youth?	4.1					
	What proportion of the available funding was utilized for the achievement of results for youth?	4.2					
Transparency of youth results in UNCTs	Did the UNCT annual report include reporting on joint programming for youth ? If yes, is it available publicly?	5					
Meaningful youth engagement – UNSDCF processes of UNCTs**	In which UNSDCF processes (see above) of the UNCT were youth meaningfully engaged ?	6.3					
UNCT leadership, culture, architecture and capacities for youth							
Youth coordination architecture in UNCTs	What type of coordination mechanism did the UNCT have in place for coherent UN youth programmes ?	7					
Capacities for Youth2030 implementation in UNCTs	Were UNCT staff sensitized on Youth2030 implementation?	8					
Youth workforce in UNCTs	To what extent did the UNCT introduce innovations in human resources management (common service line) in the BOS to increase the share of the youth workforce (<35 years)?	9					
Fair and quality internships in UNCTs	To what extent did the UNCT introduce innovations in human resources management (common service line) in the BOS to increase opportunities and improve the fairness and quality of internships ?	10					
Meaningful youth engagement – Leadership and culture in UNCTs	What UNCT policies and processes were in place for meaningful youth engagement ?	6.1					
	Did the UNCT engage diverse youth ?	6.2					

* Data on KPI 20 available only for the 2020 reporting period.

** Data on KPI 6.3: a) available for 104 out of 130 UNCTs for the 2021 reporting period; b) scoring for all 131 UNCTs available and based on modified criteria for the 2022 reporting period.

How to read Key Performance Indicators (KPIs): FOR youth WITH youth

How to read scores: At milestone Moving forward Getting ready

For detailed KPI scoring criteria, see the Youth2030 UNCT Scorecard [↗](#)

Short description of KPI	Question	Year	2020	2021	2022	2023	2024
		KPI #					
UNCTs, youth, COVID-19 response and recovery							
UN Country Teams (UNCTs), COVID-19 response and recovery plan, youth*	To what extent did the UNCT COVID-19 socioeconomic response and recovery plan include a focus on youth?	20					
UNCT support to Governments on youth and SDGs							
Leave No Youth Behind – assessment and action	To what extent did the UNCT strengthen the capacity of the Government to design and deliver data-driven strategies to Leave No Youth Behind in national sectoral plans?	11					
Policy alignment to SDGs and coherence for youth development	In what proportion of youth-related sectors did the UNCT strengthen the capacity of the Government to enhance policy alignment for sustainable development?	12.1					
	Did the UNCT strengthen the capacity of the Government to enhance the coherence of youth-related policies for sustainable development?	12.2					
Public finance for youth development	In what proportion of youth-related sectors did the UNCT strengthen the capacity of the Government to improve public financing for youth development?	13					
Disaggregated data on youth for decision-making	In what proportion of youth-related sectors did the UNCT strengthen the capacity of the Government to increase the availability of youth-relevant, high-quality, timely and reliable disaggregated data ?	14					
Youth engagement in design, monitoring and review of in-country programmes	In what proportion of youth-related sectors did the UNCT strengthen the capacity of the Government to mainstream youth engagement in the design, monitoring, review and follow-up of sectoral programmes?	15					
In-country youth coordination mechanisms	To what extent did the UNCT strengthen the capacity of in-country institutional structures/mechanisms for the multisectoral and multistakeholder coordination of youth programmes?	16					
Meaningful youth engagement – UNCT support to Governments on SDGs	In what areas of UNCT support to the Government on the SDGs (see above) were youth meaningfully engaged ?	6.4					
UNCTs, youth-led solutions, knowledge exchange, communication and advocacy							
Investments in youth-led solutions	To what extent did the UNCT support investments in youth-led solutions (incubation and scaling)?	17					
UNCTs, youth and knowledge exchange	Did the UNCT's knowledge exchange plan include youth components? If yes, did the UNCT have committed funding for this?	18					
UNCTs, youth, communication and advocacy	Did the UNCT's joint communication and advocacy strategy include youth components? Was accessibility for young people with disabilities taken into consideration? Were campaigns activated in Youth2030 priority areas?	19					
Meaningful youth engagement – UNCT-led projects and campaigns	In which categories of UNCT-led projects and campaigns (see above) were youth meaningfully engaged ?	6.5					
Youth focus in UN Sustainable Development Cooperation Frameworks (UNSDCFs)							
Youth situational analyses in common country analyses	To what extent does the common country analysis of the UNCT include a gendered, youth situational analysis ?	1					
Results for youth in UNSDCFs	Does the UNSDCF (or equivalent) include results for youth at the output and/or outcome level?	2					
Youth2030 in joint workplans and Business Operations Strategy (BOS) implementation plans of UNCTs	To what extent did the UNCT joint workplan of results/thematic group(s) include Youth2030 activities?	3.1					
	Did the UNCT BOS implementation plan include Youth2030 activities?	3.2					
Funding for youth results in UNSDCFs	What proportion of the planned budget was funded for the achievement of results for youth?	4.1					
	What proportion of the available funding was utilized for the achievement of results for youth?	4.2					
Transparency of youth results in UNCTs	Did the UNCT annual report include reporting on joint programming for youth ? If yes, is it available publicly?	5					
Meaningful youth engagement – UNSDCF processes of UNCTs**	In which UNSDCF processes (see above) of the UNCT were youth meaningfully engaged ?	6.3					
UNCT leadership, culture, architecture and capacities for youth							
Youth coordination architecture in UNCTs	What type of coordination mechanism did the UNCT have in place for coherent UN youth programmes ?	7					
Capacities for Youth2030 implementation in UNCTs	Were UNCT staff sensitized on Youth2030 implementation?	8					
Youth workforce in UNCTs	To what extent did the UNCT introduce innovations in human resources management (common service line) in the BOS to increase the share of the youth workforce (<35 years)?	9					
Fair and quality internships in UNCTs	To what extent did the UNCT introduce innovations in human resources management (common service line) in the BOS to increase opportunities and improve the fairness and quality of internships ?	10					
Meaningful youth engagement – Leadership and culture in UNCTs	What UNCT policies and processes were in place for meaningful youth engagement ?	6.1					
	Did the UNCT engage diverse youth ?	6.2					

* Data on KPI 20 available only for the 2020 reporting period.

** Data on KPI 6.3: a) available for 104 out of 130 UNCTs for the 2021 reporting period; b) scoring for all 131 UNCTs available and based on modified criteria for the 2022 reporting period.

How to read Key Performance Indicators (KPIs): FOR youth WITH youth

How to read scores: ● At milestone ● Moving forward ● Getting ready

For detailed KPI scoring criteria, see the Youth2030 UNCT Scorecard [↗](#)

Short description of KPI	Question	Year	2020	2021	2022	2023	2024
		KPI #					
UNCTs, youth, COVID-19 response and recovery							
UN Country Teams (UNCTs), COVID-19 response and recovery plan, youth*	To what extent did the UNCT COVID-19 socioeconomic response and recovery plan include a focus on youth?	20	●	✕	✕		
UNCT support to Governments on youth and SDGs							
Leave No Youth Behind – assessment and action	To what extent did the UNCT strengthen the capacity of the Government to design and deliver data-driven strategies to Leave No Youth Behind in national sectoral plans?	11	●	●	●		
Policy alignment to SDGs and coherence for youth development	In what proportion of youth-related sectors did the UNCT strengthen the capacity of the Government to enhance policy alignment for sustainable development?	12.1	●	●	●		
	Did the UNCT strengthen the capacity of the Government to enhance the coherence of youth-related policies for sustainable development?	12.2	●	●	●		
Public finance for youth development	In what proportion of youth-related sectors did the UNCT strengthen the capacity of the Government to improve public financing for youth development?	13	●	●	●		
Disaggregated data on youth for decision-making	In what proportion of youth-related sectors did the UNCT strengthen the capacity of the Government to increase the availability of youth-relevant, high-quality, timely and reliable disaggregated data ?	14	●	●	●		
Youth engagement in design, monitoring and review of in-country programmes	In what proportion of youth-related sectors did the UNCT strengthen the capacity of the Government to mainstream youth engagement in the design, monitoring, review and follow-up of sectoral programmes?	15	●	●	●		
In-country youth coordination mechanisms	To what extent did the UNCT strengthen the capacity of in-country institutional structures/mechanisms for the multisectoral and multistakeholder coordination of youth programmes?	16	●	●	●		
Meaningful youth engagement – UNCT support to Governments on SDGs	In what areas of UNCT support to the Government on the SDGs (see above) were youth meaningfully engaged ?	6.4	●	●	●		
UNCTs, youth-led solutions, knowledge exchange, communication and advocacy							
Investments in youth-led solutions	To what extent did the UNCT support investments in youth-led solutions (incubation and scaling)?	17	●	●	●		
UNCTs, youth and knowledge exchange	Did the UNCT's knowledge exchange plan include youth components? If yes, did the UNCT have committed funding for this?	18	●	●	●		
UNCTs, youth, communication and advocacy	Did the UNCT's joint communication and advocacy strategy include youth components? Was accessibility for young people with disabilities taken into consideration? Were campaigns activated in Youth2030 priority areas?	19	●	●	●		
Meaningful youth engagement – UNCT-led projects and campaigns	In which categories of UNCT-led projects and campaigns (see above) were youth meaningfully engaged ?	6.5	●	●	●		
Youth focus in UN Sustainable Development Cooperation Frameworks (UNSDCFs)							
Youth situational analyses in common country analyses	To what extent does the common country analysis of the UNCT include a gendered, youth situational analysis ?	1	●	●	●		
Results for youth in UNSDCFs	Does the UNSDCF (or equivalent) include results for youth at the output and/or outcome level?	2	●	●	●		
Youth2030 in joint workplans and Business Operations Strategy (BOS) implementation plans of UNCTs	To what extent did the UNCT joint workplan of results/thematic group(s) include Youth2030 activities?	3.1	●	●	●		
	Did the UNCT BOS implementation plan include Youth2030 activities?	3.2	●	●	●		
Funding for youth results in UNSDCFs	What proportion of the planned budget was funded for the achievement of results for youth?	4.1	●	●	●		
	What proportion of the available funding was utilized for the achievement of results for youth?	4.2	●	●	●		
Transparency of youth results in UNCTs	Did the UNCT annual report include reporting on joint programming for youth ? If yes, is it available publicly?	5	●	●	●		
Meaningful youth engagement – UNSDCF processes of UNCTs**	In which UNSDCF processes (see above) of the UNCT were youth meaningfully engaged ?	6.3	●	●	●		
UNCT leadership, culture, architecture and capacities for youth							
Youth coordination architecture in UNCTs	What type of coordination mechanism did the UNCT have in place for coherent UN youth programmes ?	7	●	●	●		
Capacities for Youth2030 implementation in UNCTs	Were UNCT staff sensitized on Youth2030 implementation?	8	●	●	●		
Youth workforce in UNCTs	To what extent did the UNCT introduce innovations in human resources management (common service line) in the BOS to increase the share of the youth workforce (<35 years)?	9	●	●	●		
Fair and quality internships in UNCTs	To what extent did the UNCT introduce innovations in human resources management (common service line) in the BOS to increase opportunities and improve the fairness and quality of internships ?	10	●	●	●		
Meaningful youth engagement – Leadership and culture in UNCTs	What UNCT policies and processes were in place for meaningful youth engagement ?	6.1	●	●	●		
	Did the UNCT engage diverse youth ?	6.2	●	●	●		

* Data on KPI 20 available only for the 2020 reporting period.

** Data on KPI 6.3: a) available for 104 out of 130 UNCTs for the 2021 reporting period; b) scoring for all 131 UNCTs available and based on modified criteria for the 2022 reporting period.

How to read Key Performance Indicators (KPIs): FOR youth WITH youth

How to read scores: ● At milestone ● Moving forward ● Getting ready

For detailed KPI scoring criteria, see the Youth2030 UNCT Scorecard [↗](#)

Short description of KPI	Question	Year	2020	2021	2022	2023	2024
		KPI #					
UNCTs, youth, COVID-19 response and recovery							
UN Country Teams (UNCTs), COVID-19 response and recovery plan, youth*	To what extent did the UNCT COVID-19 socioeconomic response and recovery plan include a focus on youth?	20	●	✕	✕		
UNCT support to Governments on youth and SDGs							
Leave No Youth Behind – assessment and action	To what extent did the UNCT strengthen the capacity of the Government to design and deliver data-driven strategies to Leave No Youth Behind in national sectoral plans?	11	●	●	●		
Policy alignment to SDGs and coherence for youth development	In what proportion of youth-related sectors did the UNCT strengthen the capacity of the Government to enhance policy alignment for sustainable development?	12.1	●	●	●		
	Did the UNCT strengthen the capacity of the Government to enhance the coherence of youth-related policies for sustainable development?	12.2	●	●	●		
Public finance for youth development	In what proportion of youth-related sectors did the UNCT strengthen the capacity of the Government to improve public financing for youth development?	13	●	●	●		
Disaggregated data on youth for decision-making	In what proportion of youth-related sectors did the UNCT strengthen the capacity of the Government to increase the availability of youth-relevant, high-quality, timely and reliable disaggregated data ?	14	●	●	●		
Youth engagement in design, monitoring and review of in-country programmes	In what proportion of youth-related sectors did the UNCT strengthen the capacity of the Government to mainstream youth engagement in the design, monitoring, review and follow-up of sectoral programmes?	15	●	●	●		
In-country youth coordination mechanisms	To what extent did the UNCT strengthen the capacity of in-country institutional structures/mechanisms for the multisectoral and multistakeholder coordination of youth programmes?	16	●	●	●		
Meaningful youth engagement – UNCT support to Governments on SDGs	In what areas of UNCT support to the Government on the SDGs (see above) were youth meaningfully engaged ?	6.4	●	●	●		
UNCTs, youth-led solutions, knowledge exchange, communication and advocacy							
Investments in youth-led solutions	To what extent did the UNCT support investments in youth-led solutions (incubation and scaling)?	17	●	●	●		
UNCTs, youth and knowledge exchange	Did the UNCT's knowledge exchange plan include youth components? If yes, did the UNCT have committed funding for this?	18	●	●	●		
UNCTs, youth, communication and advocacy	Did the UNCT's joint communication and advocacy strategy include youth components? Was accessibility for young people with disabilities taken into consideration? Were campaigns activated in Youth2030 priority areas?	19	●	●	●		
Meaningful youth engagement – UNCT-led projects and campaigns	In which categories of UNCT-led projects and campaigns (see above) were youth meaningfully engaged ?	6.5	●	●	●		
Youth focus in UN Sustainable Development Cooperation Frameworks (UNSDCFs)							
Youth situational analyses in common country analyses	To what extent does the common country analysis of the UNCT include a gendered, youth situational analysis ?	1	●	●	●		
Results for youth in UNSDCF	Does the UNSDCF (or equivalent) include results for youth at the output and/or outcome level?	2	●	●	●		
Youth2030 in joint workplans and Business Operations Strategy (BOS) implementation plans of UNCTs	To what extent did the UNCT joint workplan of results/thematic group(s) include Youth2030 activities?	3.1	●	●	●		
	Did the UNCT BOS implementation plan include Youth2030 activities?	3.2	●	●	●		
Funding for youth results in UNSDCF	What proportion of the planned budget was funded for the achievement of results for youth?	4.1	●	●	●		
	What proportion of the available funding was utilized for the achievement of results for youth?	4.2	●	●	●		
Transparency of youth results in UNCTs	Did the UNCT annual report include reporting on joint programming for youth ? If yes, is it available publicly?	5	●	●	●		
Meaningful youth engagement – UNSDCF processes of UNCTs**	In which UNSDCF processes (see above) of the UNCT were youth meaningfully engaged ?	6.3	●	●	●		
UNCT leadership, culture, architecture and capacities for youth							
Youth coordination architecture in UNCTs	What type of coordination mechanism did the UNCT have in place for coherent UN youth programmes ?	7	●	●	●		
Capacities for Youth2030 implementation in UNCTs	Were UNCT staff sensitized on Youth2030 implementation?	8	●	●	●		
Youth workforce in UNCTs	To what extent did the UNCT introduce innovations in human resources management (common service line) in the BOS to increase the share of the youth workforce (<35 years)?	9	●	●	●		
Fair and quality internships in UNCTs	To what extent did the UNCT introduce innovations in human resources management (common service line) in the BOS to increase opportunities and improve the fairness and quality of internships ?	10	●	●	●		
Meaningful youth engagement – Leadership and culture in UNCTs	What UNCT policies and processes were in place for meaningful youth engagement ?	6.1	●	●	●		
	Did the UNCT engage diverse youth ?	6.2	●	●	●		

* Data on KPI 20 available only for the 2020 reporting period.

** Data on KPI 6.3: a) available for 104 out of 130 UNCTs for the 2021 reporting period; b) scoring for all 131 UNCTs available and based on modified criteria for the 2022 reporting period.

How to read Key Performance Indicators (KPIs): FOR youth WITH youth

How to read scores: ● At milestone ● Moving forward ● Getting ready

For detailed KPI scoring criteria, see the Youth2030 UNCT Scorecard [↗](#)

Short description of KPI	Question	Year	2020	2021	2022	2023	2024
		KPI #					
UNCTs, youth, COVID-19 response and recovery							
UN Country Teams (UNCTs), COVID-19 response and recovery plan, youth*	To what extent did the UNCT COVID-19 socioeconomic response and recovery plan include a focus on youth?	20	●	✕	✕		
UNCT support to Governments on youth and SDGs							
Leave No Youth Behind – assessment and action	To what extent did the UNCT strengthen the capacity of the Government to design and deliver data-driven strategies to Leave No Youth Behind in national sectoral plans?	11	●	●	●		
Policy alignment to SDGs and coherence for youth development	In what proportion of youth-related sectors did the UNCT strengthen the capacity of the Government to enhance policy alignment for sustainable development?	12.1	●	●	●		
	Did the UNCT strengthen the capacity of the Government to enhance the coherence of youth-related policies for sustainable development?	12.2	●	●	●		
Public finance for youth development	In what proportion of youth-related sectors did the UNCT strengthen the capacity of the Government to improve public financing for youth development?	13	●	●	●		
Disaggregated data on youth for decision-making	In what proportion of youth-related sectors did the UNCT strengthen the capacity of the Government to increase the availability of youth-relevant, high-quality, timely and reliable disaggregated data ?	14	●	●	●		
Youth engagement in design, monitoring and review of in-country programmes	In what proportion of youth-related sectors did the UNCT strengthen the capacity of the Government to mainstream youth engagement in the design, monitoring, review and follow-up of sectoral programmes?	15	●	●	●		
In-country youth coordination mechanisms	To what extent did the UNCT strengthen the capacity of in-country institutional structures/mechanisms for the multisectoral and multistakeholder coordination of youth programmes?	16	●	●	●		
Meaningful youth engagement – UNCT support to Governments on SDGs	In what areas of UNCT support to the Government on the SDGs (see above) were youth meaningfully engaged ?	6.4	●	●	●		
UNCTs, youth-led solutions, knowledge exchange, communication and advocacy							
Investments in youth-led solutions	To what extent did the UNCT support investments in youth-led solutions (incubation and scaling)?	17	●	●	●		
UNCTs, youth and knowledge exchange	Did the UNCT's knowledge exchange plan include youth components? If yes, did the UNCT have committed funding for this?	18	●	●	●		
UNCTs, youth, communication and advocacy	Did the UNCT's joint communication and advocacy strategy include youth components? Was accessibility for young people with disabilities taken into consideration? Were campaigns activated in Youth2030 priority areas?	19	●	●	●		
Meaningful youth engagement – UNCT-led projects and campaigns	In which categories of UNCT-led projects and campaigns (see above) were youth meaningfully engaged ?	6.5	●	●	●		
Youth focus in UN Sustainable Development Cooperation Frameworks (UNSDCFs)							
Youth situational analyses in common country analyses	To what extent does the common country analysis of the UNCT include a gendered, youth situational analysis ?	1	●	●	●		
Results for youth in UNSDCFs	Does the UNSDCF (or equivalent) include results for youth at the output and/or outcome level?	2	●	●	●		
Youth2030 in joint workplans and Business Operations Strategy (BOS) implementation plans of UNCTs	To what extent did the UNCT joint workplan of results/thematic group(s) include Youth2030 activities?	3.1	●	●	●		
	Did the UNCT BOS implementation plan include Youth2030 activities?	3.2	●	●	●		
Funding for youth results in UNSDCFs	What proportion of the planned budget was funded for the achievement of results for youth?	4.1	●	●	●		
	What proportion of the available funding was utilized for the achievement of results for youth?	4.2	●	●	●		
Transparency of youth results in UNCTs	Did the UNCT annual report include reporting on joint programming for youth ? If yes, is it available publicly?	5	●	●	●		
Meaningful youth engagement – UNSDCF processes of UNCTs**	In which UNSDCF processes (see above) of the UNCT were youth meaningfully engaged ?	6.3	●	●	●		
UNCT leadership, culture, architecture and capacities for youth							
Youth coordination architecture in UNCTs	What type of coordination mechanism did the UNCT have in place for coherent UN youth programmes ?	7	●	●	●		
Capacities for Youth2030 implementation in UNCTs	Were UNCT staff sensitized on Youth2030 implementation?	8	●	●	●		
Youth workforce in UNCTs	To what extent did the UNCT introduce innovations in human resources management (common service line) in the BOS to increase the share of the youth workforce (<35 years)?	9	●	●	●		
Fair and quality internships in UNCTs	To what extent did the UNCT introduce innovations in human resources management (common service line) in the BOS to increase opportunities and improve the fairness and quality of internships ?	10	●	●	●		
Meaningful youth engagement – Leadership and culture in UNCTs	What UNCT policies and processes were in place for meaningful youth engagement ?	6.1	●	●	●		
	Did the UNCT engage diverse youth ?	6.2	●	●	●		

* Data on KPI 20 available only for the 2020 reporting period.

** Data on KPI 6.3: a) available for 104 out of 130 UNCTs for the 2021 reporting period; b) scoring for all 131 UNCTs available and based on modified criteria for the 2022 reporting period.

How to read Key Performance Indicators (KPIs): FOR youth WITH youth

How to read scores: At milestone Moving forward Getting ready

For detailed KPI scoring criteria, see the Youth2030 UNCT Scorecard [↗](#)

Short description of KPI	Question	Year	2020	2021	2022	2023	2024
		KPI #					
UNCTs, youth, COVID-19 response and recovery							
UN Country Teams (UNCTs), COVID-19 response and recovery plan, youth*	To what extent did the UNCT COVID-19 socioeconomic response and recovery plan include a focus on youth?	20					
UNCT support to Governments on youth and SDGs							
Leave No Youth Behind – assessment and action	To what extent did the UNCT strengthen the capacity of the Government to design and deliver data-driven strategies to Leave No Youth Behind in national sectoral plans?	11					
Policy alignment to SDGs and coherence for youth development	In what proportion of youth-related sectors did the UNCT strengthen the capacity of the Government to enhance policy alignment for sustainable development?	12.1					
	Did the UNCT strengthen the capacity of the Government to enhance the coherence of youth-related policies for sustainable development?	12.2					
Public finance for youth development	In what proportion of youth-related sectors did the UNCT strengthen the capacity of the Government to improve public financing for youth development?	13					
Disaggregated data on youth for decision-making	In what proportion of youth-related sectors did the UNCT strengthen the capacity of the Government to increase the availability of youth-relevant, high-quality, timely and reliable disaggregated data ?	14					
Youth engagement in design, monitoring and review of in-country programmes	In what proportion of youth-related sectors did the UNCT strengthen the capacity of the Government to mainstream youth engagement in the design, monitoring, review and follow-up of sectoral programmes?	15					
In-country youth coordination mechanisms	To what extent did the UNCT strengthen the capacity of in-country institutional structures/mechanisms for the multisectoral and multistakeholder coordination of youth programmes?	16					
Meaningful youth engagement – UNCT support to Governments on SDGs	In what areas of UNCT support to the Government on the SDGs (see above) were youth meaningfully engaged ?	6.4					
UNCTs, youth-led solutions, knowledge exchange, communication and advocacy							
Investments in youth-led solutions	To what extent did the UNCT support investments in youth-led solutions (incubation and scaling)?	17					
UNCTs, youth and knowledge exchange	Did the UNCT's knowledge exchange plan include youth components? If yes, did the UNCT have committed funding for this?	18					
UNCTs, youth, communication and advocacy	Did the UNCT's joint communication and advocacy strategy include youth components? Was accessibility for young people with disabilities taken into consideration? Were campaigns activated in Youth2030 priority areas?	19					
Meaningful youth engagement – UNCT-led projects and campaigns	In which categories of UNCT-led projects and campaigns (see above) were youth meaningfully engaged ?	6.5					
Youth focus in UN Sustainable Development Cooperation Frameworks (UNSDCFs)							
Youth situational analyses in common country analyses	To what extent does the common country analysis of the UNCT include a gendered, youth situational analysis ?	1					
Results for youth in UNSDCFs	Does the UNSDCF (or equivalent) include results for youth at the output and/or outcome level?	2					
Youth2030 in joint workplans and Business Operations Strategy (BOS) implementation plans of UNCTs	To what extent did the UNCT joint workplan of results/thematic group(s) include Youth2030 activities?	3.1					
	Did the UNCT BOS implementation plan include Youth2030 activities?	3.2					
Funding for youth results in UNSDCFs	What proportion of the planned budget was funded for the achievement of results for youth?	4.1					
	What proportion of the available funding was utilized for the achievement of results for youth?	4.2					
Transparency of youth results in UNCTs	Did the UNCT annual report include reporting on joint programming for youth ? If yes, is it available publicly?	5					
Meaningful youth engagement – UNSDCF processes of UNCTs**	In which UNSDCF processes (see above) of the UNCT were youth meaningfully engaged ?	6.3					
UNCT leadership, culture, architecture and capacities for youth							
Youth coordination architecture in UNCTs	What type of coordination mechanism did the UNCT have in place for coherent UN youth programmes ?	7					
Capacities for Youth2030 implementation in UNCTs	Were UNCT staff sensitized on Youth2030 implementation?	8					
Youth workforce in UNCTs	To what extent did the UNCT introduce innovations in human resources management (common service line) in the BOS to increase the share of the youth workforce (<35 years)?	9					
Fair and quality internships in UNCTs	To what extent did the UNCT introduce innovations in human resources management (common service line) in the BOS to increase opportunities and improve the fairness and quality of internships ?	10					
Meaningful youth engagement – Leadership and culture in UNCTs	What UNCT policies and processes were in place for meaningful youth engagement ?	6.1					
	Did the UNCT engage diverse youth ?	6.2					

* Data on KPI 20 available only for the 2020 reporting period.

** Data on KPI 6.3: a) available for 104 out of 130 UNCTs for the 2021 reporting period; b) scoring for all 131 UNCTs available and based on modified criteria for the 2022 reporting period.

How to read Key Performance Indicators (KPIs): FOR youth WITH youth

How to read scores: ● At milestone ● Moving forward ● Getting ready

For detailed KPI scoring criteria, see the Youth2030 UNCT Scorecard [↗](#)

Short description of KPI	Question	Year	2020	2021	2022	2023	2024
		KPI #					
UNCTs, youth, COVID-19 response and recovery							
UN Country Teams (UNCTs), COVID-19 response and recovery plan, youth*	To what extent did the UNCT COVID-19 socioeconomic response and recovery plan include a focus on youth?	20	●	✕	✕		
UNCT support to Governments on youth and SDGs							
Leave No Youth Behind – assessment and action	To what extent did the UNCT strengthen the capacity of the Government to design and deliver data-driven strategies to Leave No Youth Behind in national sectoral plans?	11	●	●	●		
Policy alignment to SDGs and coherence for youth development	In what proportion of youth-related sectors did the UNCT strengthen the capacity of the Government to enhance policy alignment for sustainable development?	12.1	●	●	●		
	Did the UNCT strengthen the capacity of the Government to enhance the coherence of youth-related policies for sustainable development?	12.2	●	●	●		
Public finance for youth development	In what proportion of youth-related sectors did the UNCT strengthen the capacity of the Government to improve public financing for youth development?	13	●	●	●		
Disaggregated data on youth for decision-making	In what proportion of youth-related sectors did the UNCT strengthen the capacity of the Government to increase the availability of youth-relevant, high-quality, timely and reliable disaggregated data ?	14	●	●	●		
Youth engagement in design, monitoring and review of in-country programmes	In what proportion of youth-related sectors did the UNCT strengthen the capacity of the Government to mainstream youth engagement in the design, monitoring, review and follow-up of sectoral programmes?	15	●	●	●		
In-country youth coordination mechanisms	To what extent did the UNCT strengthen the capacity of in-country institutional structures/mechanisms for the multisectoral and multistakeholder coordination of youth programmes?	16	●	●	●		
Meaningful youth engagement – UNCT support to Governments on SDGs	In what areas of UNCT support to the Government on the SDGs (see above) were youth meaningfully engaged ?	6.4	●	●	●		
UNCTs, youth-led solutions, knowledge exchange, communication and advocacy							
Investments in youth-led solutions	To what extent did the UNCT support investments in youth-led solutions (incubation and scaling)?	17	●	●	●		
UNCTs, youth and knowledge exchange	Did the UNCT's knowledge exchange plan include youth components? If yes, did the UNCT have committed funding for this?	18	●	●	●		
UNCTs, youth, communication and advocacy	Did the UNCT's joint communication and advocacy strategy include youth components? Was accessibility for young people with disabilities taken into consideration? Were campaigns activated in Youth2030 priority areas?	19	●	●	●		
Meaningful youth engagement – UNCT-led projects and campaigns	In which categories of UNCT-led projects and campaigns (see above) were youth meaningfully engaged ?	6.5	●	●	●		
Youth focus in UN Sustainable Development Cooperation Frameworks (UNSDCFs)							
Youth situational analyses in common country analyses	To what extent does the common country analysis of the UNCT include a gendered, youth situational analysis ?	1	●	●	●		
Results for youth in UNSDCF	Does the UNSDCF (or equivalent) include results for youth at the output and/or outcome level?	2	●	●	●		
Youth2030 in joint workplans and Business Operations Strategy (BOS) implementation plans of UNCTs	To what extent did the UNCT joint workplan of results/thematic group(s) include Youth2030 activities?	3.1	●	●	●		
	Did the UNCT BOS implementation plan include Youth2030 activities?	3.2	●	●	●		
Funding for youth results in UNSDCF	What proportion of the planned budget was funded for the achievement of results for youth?	4.1	●	●	●		
	What proportion of the available funding was utilized for the achievement of results for youth?	4.2	●	●	●		
Transparency of youth results in UNCTs	Did the UNCT annual report include reporting on joint programming for youth ? If yes, is it available publicly?	5	●	●	●		
Meaningful youth engagement – UNSDCF processes of UNCTs**	In which UNSDCF processes (see above) of the UNCT were youth meaningfully engaged ?	6.3	●	●	●		
UNCT leadership, culture, architecture and capacities for youth							
Youth coordination architecture in UNCTs	What type of coordination mechanism did the UNCT have in place for coherent UN youth programmes ?	7	●	●	●		
Capacities for Youth2030 implementation in UNCTs	Were UNCT staff sensitized on Youth2030 implementation?	8	●	●	●		
Youth workforce in UNCTs	To what extent did the UNCT introduce innovations in human resources management (common service line) in the BOS to increase the share of the youth workforce (<35 years)?	9	●	●	●		
Fair and quality internships in UNCTs	To what extent did the UNCT introduce innovations in human resources management (common service line) in the BOS to increase opportunities and improve the fairness and quality of internships ?	10	●	●	●		
Meaningful youth engagement – Leadership and culture in UNCTs	What UNCT policies and processes were in place for meaningful youth engagement ?	6.1	●	●	●		
	Did the UNCT engage diverse youth ?	6.2	●	●	●		

* Data on KPI 20 available only for the 2020 reporting period.

** Data on KPI 6.3: a) available for 104 out of 130 UNCTs for the 2021 reporting period; b) scoring for all 131 UNCTs available and based on modified criteria for the 2022 reporting period.

How to read Key Performance Indicators (KPIs): FOR youth WITH youth

How to read scores: At milestone Moving forward Getting ready

For detailed KPI scoring criteria, see the Youth2030 UNCT Scorecard [↗](#)

Short description of KPI	Question	Year	2020	2021	2022	2023	2024
		KPI #					
UNCTs, youth, COVID-19 response and recovery							
UN Country Teams (UNCTs), COVID-19 response and recovery plan, youth*	To what extent did the UNCT COVID-19 socioeconomic response and recovery plan include a focus on youth?	20					
UNCT support to Governments on youth and SDGs							
Leave No Youth Behind – assessment and action	To what extent did the UNCT strengthen the capacity of the Government to design and deliver data-driven strategies to Leave No Youth Behind in national sectoral plans?	11					
Policy alignment to SDGs and coherence for youth development	In what proportion of youth-related sectors did the UNCT strengthen the capacity of the Government to enhance policy alignment for sustainable development?	12.1					
	Did the UNCT strengthen the capacity of the Government to enhance the coherence of youth-related policies for sustainable development?	12.2					
Public finance for youth development	In what proportion of youth-related sectors did the UNCT strengthen the capacity of the Government to improve public financing for youth development?	13					
Disaggregated data on youth for decision-making	In what proportion of youth-related sectors did the UNCT strengthen the capacity of the Government to increase the availability of youth-relevant, high-quality, timely and reliable disaggregated data ?	14					
Youth engagement in design, monitoring and review of in-country programmes	In what proportion of youth-related sectors did the UNCT strengthen the capacity of the Government to mainstream youth engagement in the design, monitoring, review and follow-up of sectoral programmes?	15					
In-country youth coordination mechanisms	To what extent did the UNCT strengthen the capacity of in-country institutional structures/mechanisms for the multisectoral and multistakeholder coordination of youth programmes?	16					
Meaningful youth engagement – UNCT support to Governments on SDGs	In what areas of UNCT support to the Government on the SDGs (see above) were youth meaningfully engaged ?	6.4					
UNCTs, youth-led solutions, knowledge exchange, communication and advocacy							
Investments in youth-led solutions	To what extent did the UNCT support investments in youth-led solutions (incubation and scaling)?	17					
UNCTs, youth and knowledge exchange	Did the UNCT's knowledge exchange plan include youth components? If yes, did the UNCT have committed funding for this?	18					
UNCTs, youth, communication and advocacy	Did the UNCT's joint communication and advocacy strategy include youth components? Was accessibility for young people with disabilities taken into consideration? Were campaigns activated in Youth2030 priority areas?	19					
Meaningful youth engagement – UNCT-led projects and campaigns	In which categories of UNCT-led projects and campaigns (see above) were youth meaningfully engaged ?	6.5					
Youth focus in UN Sustainable Development Cooperation Frameworks (UNSDCFs)							
Youth situational analyses in common country analyses	To what extent does the common country analysis of the UNCT include a gendered, youth situational analysis ?	1					
Results for youth in UNSDCFs	Does the UNSDCF (or equivalent) include results for youth at the output and/or outcome level?	2					
Youth2030 in joint workplans and Business Operations Strategy (BOS) implementation plans of UNCTs	To what extent did the UNCT joint workplan of results/thematic group(s) include Youth2030 activities?	3.1					
	Did the UNCT BOS implementation plan include Youth2030 activities?	3.2					
Funding for youth results in UNSDCFs	What proportion of the planned budget was funded for the achievement of results for youth?	4.1					
	What proportion of the available funding was utilized for the achievement of results for youth?	4.2					
Transparency of youth results in UNCTs	Did the UNCT annual report include reporting on joint programming for youth ? If yes, is it available publicly?	5					
Meaningful youth engagement – UNSDCF processes of UNCTs**	In which UNSDCF processes (see above) of the UNCT were youth meaningfully engaged ?	6.3					
UNCT leadership, culture, architecture and capacities for youth							
Youth coordination architecture in UNCTs	What type of coordination mechanism did the UNCT have in place for coherent UN youth programmes ?	7					
Capacities for Youth2030 implementation in UNCTs	Were UNCT staff sensitized on Youth2030 implementation?	8					
Youth workforce in UNCTs	To what extent did the UNCT introduce innovations in human resources management (common service line) in the BOS to increase the share of the youth workforce (<35 years)?	9					
Fair and quality internships in UNCTs	To what extent did the UNCT introduce innovations in human resources management (common service line) in the BOS to increase opportunities and improve the fairness and quality of internships ?	10					
Meaningful youth engagement – Leadership and culture in UNCTs	What UNCT policies and processes were in place for meaningful youth engagement ?	6.1					
	Did the UNCT engage diverse youth ?	6.2					

* Data on KPI 20 available only for the 2020 reporting period.

** Data on KPI 6.3: a) available for 104 out of 130 UNCTs for the 2021 reporting period; b) scoring for all 131 UNCTs available and based on modified criteria for the 2022 reporting period.

How to read Key Performance Indicators (KPIs): FOR youth WITH youth

How to read scores: ● At milestone ● Moving forward ● Getting ready

For detailed KPI scoring criteria, see the Youth2030 UNCT Scorecard [↗](#)

Short description of KPI	Question	Year	2020	2021	2022	2023	2024
		KPI #					
UNCTs, youth, COVID-19 response and recovery							
UN Country Teams (UNCTs), COVID-19 response and recovery plan, youth*	To what extent did the UNCT COVID-19 socioeconomic response and recovery plan include a focus on youth?	20	●	✕	✕		
UNCT support to Governments on youth and SDGs							
Leave No Youth Behind – assessment and action	To what extent did the UNCT strengthen the capacity of the Government to design and deliver data-driven strategies to Leave No Youth Behind in national sectoral plans?	11	●	●	●		
Policy alignment to SDGs and coherence for youth development	In what proportion of youth-related sectors did the UNCT strengthen the capacity of the Government to enhance policy alignment for sustainable development?	12.1	●	●	●		
	Did the UNCT strengthen the capacity of the Government to enhance the coherence of youth-related policies for sustainable development?	12.2	●	●	●	●	
Public finance for youth development	In what proportion of youth-related sectors did the UNCT strengthen the capacity of the Government to improve public financing for youth development?	13	●	●	●		
Disaggregated data on youth for decision-making	In what proportion of youth-related sectors did the UNCT strengthen the capacity of the Government to increase the availability of youth-relevant, high-quality, timely and reliable disaggregated data ?	14	●	●	●		
Youth engagement in design, monitoring and review of in-country programmes	In what proportion of youth-related sectors did the UNCT strengthen the capacity of the Government to mainstream youth engagement in the design, monitoring, review and follow-up of sectoral programmes?	15	●	●	●		
In-country youth coordination mechanisms	To what extent did the UNCT strengthen the capacity of in-country institutional structures/mechanisms for the multisectoral and multistakeholder coordination of youth programmes?	16	●	●	●		
Meaningful youth engagement – UNCT support to Governments on SDGs	In what areas of UNCT support to the Government on the SDGs (see above) were youth meaningfully engaged ?	6.4	●	●	●		
UNCTs, youth-led solutions, knowledge exchange, communication and advocacy							
Investments in youth-led solutions	To what extent did the UNCT support investments in youth-led solutions (incubation and scaling)?	17	●	●	●		
UNCTs, youth and knowledge exchange	Did the UNCT's knowledge exchange plan include youth components? If yes, did the UNCT have committed funding for this?	18	●	●	●		
UNCTs, youth, communication and advocacy	Did the UNCT's joint communication and advocacy strategy include youth components? Was accessibility for young people with disabilities taken into consideration? Were campaigns activated in Youth2030 priority areas?	19	●	●	●		
Meaningful youth engagement – UNCT-led projects and campaigns	In which categories of UNCT-led projects and campaigns (see above) were youth meaningfully engaged ?	6.5	●	●	●		
Youth focus in UN Sustainable Development Cooperation Frameworks (UNSDCFs)							
Youth situational analyses in common country analyses	To what extent does the common country analysis of the UNCT include a gendered, youth situational analysis ?	1	●	●	●		
Results for youth in UNSDCF	Does the UNSDCF (or equivalent) include results for youth at the output and/or outcome level?	2	●	●	●		
Youth2030 in joint workplans and Business Operations Strategy (BOS) implementation plans of UNCTs	To what extent did the UNCT joint workplan of results/thematic group(s) include Youth2030 activities?	3.1	●	●	●		
	Did the UNCT BOS implementation plan include Youth2030 activities?	3.2	●	●	●	●	
Funding for youth results in UNSDCF	What proportion of the planned budget was funded for the achievement of results for youth?	4.1	●	●	●		
	What proportion of the available funding was utilized for the achievement of results for youth?	4.2	●	●	●	●	
Transparency of youth results in UNCTs	Did the UNCT annual report include reporting on joint programming for youth ? If yes, is it available publicly?	5	●	●	●		
Meaningful youth engagement – UNSDCF processes of UNCTs**	In which UNSDCF processes (see above) of the UNCT were youth meaningfully engaged ?	6.3	●	●	●		
UNCT leadership, culture, architecture and capacities for youth							
Youth coordination architecture in UNCTs	What type of coordination mechanism did the UNCT have in place for coherent UN youth programmes ?	7	●	●	●		
Capacities for Youth2030 implementation in UNCTs	Were UNCT staff sensitized on Youth2030 implementation?	8	●	●	●		
Youth workforce in UNCTs	To what extent did the UNCT introduce innovations in human resources management (common service line) in the BOS to increase the share of the youth workforce (<35 years)?	9	●	●	●		
Fair and quality internships in UNCTs	To what extent did the UNCT introduce innovations in human resources management (common service line) in the BOS to increase opportunities and improve the fairness and quality of internships ?	10	●	●	●		
Meaningful youth engagement – Leadership and culture in UNCTs	What UNCT policies and processes were in place for meaningful youth engagement ?	6.1	●	●	●		
	Did the UNCT engage diverse youth ?	6.2	●	●	●		

* Data on KPI 20 available only for the 2020 reporting period.

** Data on KPI 6.3: a) available for 104 out of 130 UNCTs for the 2021 reporting period; b) scoring for all 131 UNCTs available and based on modified criteria for the 2022 reporting period.

How to read Key Performance Indicators (KPIs): FOR youth WITH youth

How to read scores: ● At milestone ● Moving forward ● Getting ready

For detailed KPI scoring criteria, see the Youth2030 UNCT Scorecard [↗](#)

Short description of KPI	Question	Year	2020	2021	2022	2023	2024
		KPI #					
UNCTs, youth, COVID-19 response and recovery							
UN Country Teams (UNCTs), COVID-19 response and recovery plan, youth**	To what extent did the UNCT COVID-19 socioeconomic response and recovery plan include a focus on youth?	20	●	✕	✕		
UNCT support to Governments on youth and SDGs							
Leave No Youth Behind – assessment and action	To what extent did the UNCT strengthen the capacity of the Government to design and deliver data-driven strategies to Leave No Youth Behind in national sectoral plans?	11	●	●	●		
Policy alignment to SDGs and coherence for youth development	In what proportion of youth-related sectors did the UNCT strengthen the capacity of the Government to enhance policy alignment for sustainable development?	12.1	●	●	●		
	Did the UNCT strengthen the capacity of the Government to enhance the coherence of youth-related policies for sustainable development?	12.2	●	●	●		
Public finance for youth development	In what proportion of youth-related sectors did the UNCT strengthen the capacity of the Government to improve public financing for youth development?	13	●	●	●		
Disaggregated data on youth for decision-making	In what proportion of youth-related sectors did the UNCT strengthen the capacity of the Government to increase the availability of youth-relevant, high-quality, timely and reliable disaggregated data ?	14	●	●	●		
Youth engagement in design, monitoring and review of in-country programmes	In what proportion of youth-related sectors did the UNCT strengthen the capacity of the Government to mainstream youth engagement in the design, monitoring, review and follow-up of sectoral programmes?	15	●	●	●		
In-country youth coordination mechanisms	To what extent did the UNCT strengthen the capacity of in-country institutional structures/mechanisms for the multisectoral and multistakeholder coordination of youth programmes?	16	●	●	●		
Meaningful youth engagement – UNCT support to Governments on SDGs	In what areas of UNCT support to the Government on the SDGs (see above) were youth meaningfully engaged ?	6.4	●	●	●		
UNCTs, youth-led solutions, knowledge exchange, communication and advocacy							
Investments in youth-led solutions	To what extent did the UNCT support investments in youth-led solutions (incubation and scaling)?	17	●	●	●		
UNCTs, youth and knowledge exchange	Did the UNCT's knowledge exchange plan include youth components? If yes, did the UNCT have committed funding for this?	18	●	●	●		
UNCTs, youth, communication and advocacy	Did the UNCT's joint communication and advocacy strategy include youth components? Was accessibility for young people with disabilities taken into consideration? Were campaigns activated in Youth2030 priority areas?	19	●	●	●		
Meaningful youth engagement – UNCT-led projects and campaigns	In which categories of UNCT-led projects and campaigns (see above) were youth meaningfully engaged ?	6.5	●	●	●		
Youth focus in UN Sustainable Development Cooperation Frameworks (UNSDCFs)							
Youth situational analyses in common country analyses	To what extent does the common country analysis of the UNCT include a gendered, youth situational analysis ?	1	●	●	●		
Results for youth in UNSDCF	Does the UNSDCF (or equivalent) include results for youth at the output and/or outcome level?	2	●	●	●		
Youth2030 in joint workplans and Business Operations Strategy (BOS) implementation plans of UNCTs	To what extent did the UNCT joint workplan of results/thematic group(s) include Youth2030 activities?	3.1	●	●	●		
	Did the UNCT BOS implementation plan include Youth2030 activities?	3.2	●	●	●		
Funding for youth results in UNSDCF	What proportion of the planned budget was funded for the achievement of results for youth?	4.1	●	●	●		
	What proportion of the available funding was utilized for the achievement of results for youth?	4.2	●	●	●		
Transparency of youth results in UNCTs	Did the UNCT annual report include reporting on joint programming for youth ? If yes, is it available publicly?	5	●	●	●		
Meaningful youth engagement – UNSDCF processes of UNCTs***	In which UNSDCF processes (see above) of the UNCT were youth meaningfully engaged ?	6.3	●	●	●		
UNCT leadership, culture, architecture and capacities for youth							
Youth coordination architecture in UNCTs	What type of coordination mechanism did the UNCT have in place for coherent UN youth programmes ?	7	●	●	●		
Capacities for Youth2030 implementation in UNCTs	Were UNCT staff sensitized on Youth2030 implementation?	8	●	●	●		
Youth workforce in UNCTs	To what extent did the UNCT introduce innovations in human resources management (common service line) in the BOS to increase the share of the youth workforce (<35 years)?	9	●	●	●		
Fair and quality internships in UNCTs	To what extent did the UNCT introduce innovations in human resources management (common service line) in the BOS to increase opportunities and improve the fairness and quality of internships ?	10	●	●	●		
Meaningful youth engagement – Leadership and culture in UNCTs	What UNCT policies and processes were in place for meaningful youth engagement ?	6.1	●	●	●		
	Did the UNCT engage diverse youth ?	6.2	●	●	●		

* Multi-Country Office for Fiji, Solomon Islands, Tonga, Tuvalu and Vanuatu.

** Data on KPI 20 available only for the 2020 reporting period.

*** Data on KPI 6.3: a) available for 104 out of 130 UNCTs for the 2021 reporting period; b) scoring for all 131 UNCTs available and based on modified criteria for the 2022 reporting period.

How to read Key Performance Indicators (KPIs): FOR youth WITH youth

How to read scores: At milestone Moving forward Getting ready

For detailed KPI scoring criteria, see the Youth2030 UNCT Scorecard [↗](#)

Short description of KPI	Question	Year	2020	2021	2022	2023	2024
		KPI #					
UNCTs, youth, COVID-19 response and recovery							
UN Country Teams (UNCTs), COVID-19 response and recovery plan, youth*	To what extent did the UNCT COVID-19 socioeconomic response and recovery plan include a focus on youth?	20					
UNCT support to Governments on youth and SDGs							
Leave No Youth Behind – assessment and action	To what extent did the UNCT strengthen the capacity of the Government to design and deliver data-driven strategies to Leave No Youth Behind in national sectoral plans?	11					
Policy alignment to SDGs and coherence for youth development	In what proportion of youth-related sectors did the UNCT strengthen the capacity of the Government to enhance policy alignment for sustainable development?	12.1					
	Did the UNCT strengthen the capacity of the Government to enhance the coherence of youth-related policies for sustainable development?	12.2					
Public finance for youth development	In what proportion of youth-related sectors did the UNCT strengthen the capacity of the Government to improve public financing for youth development?	13					
Disaggregated data on youth for decision-making	In what proportion of youth-related sectors did the UNCT strengthen the capacity of the Government to increase the availability of youth-relevant, high-quality, timely and reliable disaggregated data ?	14					
Youth engagement in design, monitoring and review of in-country programmes	In what proportion of youth-related sectors did the UNCT strengthen the capacity of the Government to mainstream youth engagement in the design, monitoring, review and follow-up of sectoral programmes?	15					
In-country youth coordination mechanisms	To what extent did the UNCT strengthen the capacity of in-country institutional structures/mechanisms for the multisectoral and multistakeholder coordination of youth programmes?	16					
Meaningful youth engagement – UNCT support to Governments on SDGs	In what areas of UNCT support to the Government on the SDGs (see above) were youth meaningfully engaged ?	6.4					
UNCTs, youth-led solutions, knowledge exchange, communication and advocacy							
Investments in youth-led solutions	To what extent did the UNCT support investments in youth-led solutions (incubation and scaling)?	17					
UNCTs, youth and knowledge exchange	Did the UNCT's knowledge exchange plan include youth components? If yes, did the UNCT have committed funding for this?	18					
UNCTs, youth, communication and advocacy	Did the UNCT's joint communication and advocacy strategy include youth components? Was accessibility for young people with disabilities taken into consideration? Were campaigns activated in Youth2030 priority areas?	19					
Meaningful youth engagement – UNCT-led projects and campaigns	In which categories of UNCT-led projects and campaigns (see above) were youth meaningfully engaged ?	6.5					
Youth focus in UN Sustainable Development Cooperation Frameworks (UNSDCFs)							
Youth situational analyses in common country analyses	To what extent does the common country analysis of the UNCT include a gendered, youth situational analysis ?	1					
Results for youth in UNSDCFs	Does the UNSDCF (or equivalent) include results for youth at the output and/or outcome level?	2					
Youth2030 in joint workplans and Business Operations Strategy (BOS) implementation plans of UNCTs	To what extent did the UNCT joint workplan of results/thematic group(s) include Youth2030 activities?	3.1					
	Did the UNCT BOS implementation plan include Youth2030 activities?	3.2					
Funding for youth results in UNSDCFs	What proportion of the planned budget was funded for the achievement of results for youth?	4.1					
	What proportion of the available funding was utilized for the achievement of results for youth?	4.2					
Transparency of youth results in UNCTs	Did the UNCT annual report include reporting on joint programming for youth ? If yes, is it available publicly?	5					
Meaningful youth engagement – UNSDCF processes of UNCTs**	In which UNSDCF processes (see above) of the UNCT were youth meaningfully engaged ?	6.3					
UNCT leadership, culture, architecture and capacities for youth							
Youth coordination architecture in UNCTs	What type of coordination mechanism did the UNCT have in place for coherent UN youth programmes ?	7					
Capacities for Youth2030 implementation in UNCTs	Were UNCT staff sensitized on Youth2030 implementation?	8					
Youth workforce in UNCTs	To what extent did the UNCT introduce innovations in human resources management (common service line) in the BOS to increase the share of the youth workforce (<35 years)?	9					
Fair and quality internships in UNCTs	To what extent did the UNCT introduce innovations in human resources management (common service line) in the BOS to increase opportunities and improve the fairness and quality of internships ?	10					
Meaningful youth engagement – Leadership and culture in UNCTs	What UNCT policies and processes were in place for meaningful youth engagement ?	6.1					
	Did the UNCT engage diverse youth ?	6.2					

* Data on KPI 20 available only for the 2020 reporting period.

** Data on KPI 6.3: a) available for 104 out of 130 UNCTs for the 2021 reporting period; b) scoring for all 131 UNCTs available and based on modified criteria for the 2022 reporting period.

How to read Key Performance Indicators (KPIs): FOR youth WITH youth

How to read scores: At milestone Moving forward Getting ready

For detailed KPI scoring criteria, see the Youth2030 UNCT Scorecard [↗](#)

Short description of KPI	Question	Year	2020	2021	2022	2023	2024
		KPI #					
UNCTs, youth, COVID-19 response and recovery							
UN Country Teams (UNCTs), COVID-19 response and recovery plan, youth*	To what extent did the UNCT COVID-19 socioeconomic response and recovery plan include a focus on youth?	20					
UNCT support to Governments on youth and SDGs							
Leave No Youth Behind – assessment and action	To what extent did the UNCT strengthen the capacity of the Government to design and deliver data-driven strategies to Leave No Youth Behind in national sectoral plans?	11					
Policy alignment to SDGs and coherence for youth development	In what proportion of youth-related sectors did the UNCT strengthen the capacity of the Government to enhance policy alignment for sustainable development?	12.1					
	Did the UNCT strengthen the capacity of the Government to enhance the coherence of youth-related policies for sustainable development?	12.2					
Public finance for youth development	In what proportion of youth-related sectors did the UNCT strengthen the capacity of the Government to improve public financing for youth development?	13					
Disaggregated data on youth for decision-making	In what proportion of youth-related sectors did the UNCT strengthen the capacity of the Government to increase the availability of youth-relevant, high-quality, timely and reliable disaggregated data ?	14					
Youth engagement in design, monitoring and review of in-country programmes	In what proportion of youth-related sectors did the UNCT strengthen the capacity of the Government to mainstream youth engagement in the design, monitoring, review and follow-up of sectoral programmes?	15					
In-country youth coordination mechanisms	To what extent did the UNCT strengthen the capacity of in-country institutional structures/mechanisms for the multisectoral and multistakeholder coordination of youth programmes?	16					
Meaningful youth engagement – UNCT support to Governments on SDGs	In what areas of UNCT support to the Government on the SDGs (see above) were youth meaningfully engaged ?	6.4					
UNCTs, youth-led solutions, knowledge exchange, communication and advocacy							
Investments in youth-led solutions	To what extent did the UNCT support investments in youth-led solutions (incubation and scaling)?	17					
UNCTs, youth and knowledge exchange	Did the UNCT's knowledge exchange plan include youth components? If yes, did the UNCT have committed funding for this?	18					
UNCTs, youth, communication and advocacy	Did the UNCT's joint communication and advocacy strategy include youth components? Was accessibility for young people with disabilities taken into consideration? Were campaigns activated in Youth2030 priority areas?	19					
Meaningful youth engagement – UNCT-led projects and campaigns	In which categories of UNCT-led projects and campaigns (see above) were youth meaningfully engaged ?	6.5					
Youth focus in UN Sustainable Development Cooperation Frameworks (UNSDCFs)							
Youth situational analyses in common country analyses	To what extent does the common country analysis of the UNCT include a gendered, youth situational analysis ?	1					
Results for youth in UNSDCFs	Does the UNSDCF (or equivalent) include results for youth at the output and/or outcome level?	2					
Youth2030 in joint workplans and Business Operations Strategy (BOS) implementation plans of UNCTs	To what extent did the UNCT joint workplan of results/thematic group(s) include Youth2030 activities?	3.1					
	Did the UNCT BOS implementation plan include Youth2030 activities?	3.2					
Funding for youth results in UNSDCFs	What proportion of the planned budget was funded for the achievement of results for youth?	4.1					
	What proportion of the available funding was utilized for the achievement of results for youth?	4.2					
Transparency of youth results in UNCTs	Did the UNCT annual report include reporting on joint programming for youth ? If yes, is it available publicly?	5					
Meaningful youth engagement – UNSDCF processes of UNCTs**	In which UNSDCF processes (see above) of the UNCT were youth meaningfully engaged ?	6.3					
UNCT leadership, culture, architecture and capacities for youth							
Youth coordination architecture in UNCTs	What type of coordination mechanism did the UNCT have in place for coherent UN youth programmes ?	7					
Capacities for Youth2030 implementation in UNCTs	Were UNCT staff sensitized on Youth2030 implementation?	8					
Youth workforce in UNCTs	To what extent did the UNCT introduce innovations in human resources management (common service line) in the BOS to increase the share of the youth workforce (<35 years)?	9					
Fair and quality internships in UNCTs	To what extent did the UNCT introduce innovations in human resources management (common service line) in the BOS to increase opportunities and improve the fairness and quality of internships ?	10					
Meaningful youth engagement – Leadership and culture in UNCTs	What UNCT policies and processes were in place for meaningful youth engagement ?	6.1					
	Did the UNCT engage diverse youth ?	6.2					

* Data on KPI 20 available only for the 2020 reporting period.

** Data on KPI 6.3: a) available for 104 out of 130 UNCTs for the 2021 reporting period; b) scoring for all 131 UNCTs available and based on modified criteria for the 2022 reporting period.

How to read Key Performance Indicators (KPIs): FOR youth WITH youth

How to read scores: ● At milestone ● Moving forward ● Getting ready

For detailed KPI scoring criteria, see the Youth2030 UNCT Scorecard [↗](#)

Short description of KPI	Question	Year	2020	2021	2022	2023	2024
		KPI #					
UNCTs, youth, COVID-19 response and recovery							
UN Country Teams (UNCTs), COVID-19 response and recovery plan, youth*	To what extent did the UNCT COVID-19 socioeconomic response and recovery plan include a focus on youth?	20	●	✕	✕		
UNCT support to Governments on youth and SDGs							
Leave No Youth Behind – assessment and action	To what extent did the UNCT strengthen the capacity of the Government to design and deliver data-driven strategies to Leave No Youth Behind in national sectoral plans?	11	●	●	●		
Policy alignment to SDGs and coherence for youth development	In what proportion of youth-related sectors did the UNCT strengthen the capacity of the Government to enhance policy alignment for sustainable development?	12.1	●	●	●		
	Did the UNCT strengthen the capacity of the Government to enhance the coherence of youth-related policies for sustainable development?	12.2	●	●	●		
Public finance for youth development	In what proportion of youth-related sectors did the UNCT strengthen the capacity of the Government to improve public financing for youth development?	13	●	●	●		
Disaggregated data on youth for decision-making	In what proportion of youth-related sectors did the UNCT strengthen the capacity of the Government to increase the availability of youth-relevant, high-quality, timely and reliable disaggregated data ?	14	●	●	●		
Youth engagement in design, monitoring and review of in-country programmes	In what proportion of youth-related sectors did the UNCT strengthen the capacity of the Government to mainstream youth engagement in the design, monitoring, review and follow-up of sectoral programmes?	15	●	●	●		
In-country youth coordination mechanisms	To what extent did the UNCT strengthen the capacity of in-country institutional structures/mechanisms for the multisectoral and multistakeholder coordination of youth programmes?	16	●	●	●		
Meaningful youth engagement – UNCT support to Governments on SDGs	In what areas of UNCT support to the Government on the SDGs (see above) were youth meaningfully engaged ?	6.4	●	●	●		
UNCTs, youth-led solutions, knowledge exchange, communication and advocacy							
Investments in youth-led solutions	To what extent did the UNCT support investments in youth-led solutions (incubation and scaling)?	17	●	●	●		
UNCTs, youth and knowledge exchange	Did the UNCT's knowledge exchange plan include youth components? If yes, did the UNCT have committed funding for this?	18	●	●	●		
UNCTs, youth, communication and advocacy	Did the UNCT's joint communication and advocacy strategy include youth components? Was accessibility for young people with disabilities taken into consideration? Were campaigns activated in Youth2030 priority areas?	19	●	●	●		
Meaningful youth engagement – UNCT-led projects and campaigns	In which categories of UNCT-led projects and campaigns (see above) were youth meaningfully engaged ?	6.5	●	●	●		
Youth focus in UN Sustainable Development Cooperation Frameworks (UNSDCFs)							
Youth situational analyses in common country analyses	To what extent does the common country analysis of the UNCT include a gendered, youth situational analysis ?	1	●	●	●		
Results for youth in UNSDCF	Does the UNSDCF (or equivalent) include results for youth at the output and/or outcome level?	2	●	●	●		
Youth2030 in joint workplans and Business Operations Strategy (BOS) implementation plans of UNCTs	To what extent did the UNCT joint workplan of results/thematic group(s) include Youth2030 activities?	3.1	●	●	●		
	Did the UNCT BOS implementation plan include Youth2030 activities?	3.2	●	●	●		
Funding for youth results in UNSDCF	What proportion of the planned budget was funded for the achievement of results for youth?	4.1	●	●	●		
	What proportion of the available funding was utilized for the achievement of results for youth?	4.2	●	●	●		
Transparency of youth results in UNCTs	Did the UNCT annual report include reporting on joint programming for youth ? If yes, is it available publicly?	5	●	●	●		
Meaningful youth engagement – UNSDCF processes of UNCTs**	In which UNSDCF processes (see above) of the UNCT were youth meaningfully engaged ?	6.3	●	●	●		
UNCT leadership, culture, architecture and capacities for youth							
Youth coordination architecture in UNCTs	What type of coordination mechanism did the UNCT have in place for coherent UN youth programmes ?	7	●	●	●		
Capacities for Youth2030 implementation in UNCTs	Were UNCT staff sensitized on Youth2030 implementation?	8	●	●	●		
Youth workforce in UNCTs	To what extent did the UNCT introduce innovations in human resources management (common service line) in the BOS to increase the share of the youth workforce (<35 years)?	9	●	●	●		
Fair and quality internships in UNCTs	To what extent did the UNCT introduce innovations in human resources management (common service line) in the BOS to increase opportunities and improve the fairness and quality of internships ?	10	●	●	●		
Meaningful youth engagement – Leadership and culture in UNCTs	What UNCT policies and processes were in place for meaningful youth engagement ?	6.1	●	●	●		
	Did the UNCT engage diverse youth ?	6.2	●	●	●		

* Data on KPI 20 available only for the 2020 reporting period.

** Data on KPI 6.3: a) available for 104 out of 130 UNCTs for the 2021 reporting period; b) scoring for all 131 UNCTs available and based on modified criteria for the 2022 reporting period.

How to read Key Performance Indicators (KPIs): FOR youth WITH youth

How to read scores: At milestone Moving forward Getting ready

For detailed KPI scoring criteria, see the Youth2030 UNCT Scorecard [↗](#)

Short description of KPI	Question	Year	2020	2021	2022	2023	2024
		KPI #					
UNCTs, youth, COVID-19 response and recovery							
UN Country Teams (UNCTs), COVID-19 response and recovery plan, youth*	To what extent did the UNCT COVID-19 socioeconomic response and recovery plan include a focus on youth?	20					
UNCT support to Governments on youth and SDGs							
Leave No Youth Behind – assessment and action	To what extent did the UNCT strengthen the capacity of the Government to design and deliver data-driven strategies to Leave No Youth Behind in national sectoral plans?	11					
Policy alignment to SDGs and coherence for youth development	In what proportion of youth-related sectors did the UNCT strengthen the capacity of the Government to enhance policy alignment for sustainable development?	12.1					
	Did the UNCT strengthen the capacity of the Government to enhance the coherence of youth-related policies for sustainable development?	12.2					
Public finance for youth development	In what proportion of youth-related sectors did the UNCT strengthen the capacity of the Government to improve public financing for youth development?	13					
Disaggregated data on youth for decision-making	In what proportion of youth-related sectors did the UNCT strengthen the capacity of the Government to increase the availability of youth-relevant, high-quality, timely and reliable disaggregated data ?	14					
Youth engagement in design, monitoring and review of in-country programmes	In what proportion of youth-related sectors did the UNCT strengthen the capacity of the Government to mainstream youth engagement in the design, monitoring, review and follow-up of sectoral programmes?	15					
In-country youth coordination mechanisms	To what extent did the UNCT strengthen the capacity of in-country institutional structures/mechanisms for the multisectoral and multistakeholder coordination of youth programmes?	16					
Meaningful youth engagement – UNCT support to Governments on SDGs	In what areas of UNCT support to the Government on the SDGs (see above) were youth meaningfully engaged ?	6.4					
UNCTs, youth-led solutions, knowledge exchange, communication and advocacy							
Investments in youth-led solutions	To what extent did the UNCT support investments in youth-led solutions (incubation and scaling)?	17					
UNCTs, youth and knowledge exchange	Did the UNCT's knowledge exchange plan include youth components? If yes, did the UNCT have committed funding for this?	18					
UNCTs, youth, communication and advocacy	Did the UNCT's joint communication and advocacy strategy include youth components? Was accessibility for young people with disabilities taken into consideration? Were campaigns activated in Youth2030 priority areas?	19					
Meaningful youth engagement – UNCT-led projects and campaigns	In which categories of UNCT-led projects and campaigns (see above) were youth meaningfully engaged ?	6.5					
Youth focus in UN Sustainable Development Cooperation Frameworks (UNSDCFs)							
Youth situational analyses in common country analyses	To what extent does the common country analysis of the UNCT include a gendered, youth situational analysis ?	1					
Results for youth in UNSDCFs	Does the UNSDCF (or equivalent) include results for youth at the output and/or outcome level?	2					
Youth2030 in joint workplans and Business Operations Strategy (BOS) implementation plans of UNCTs	To what extent did the UNCT joint workplan of results/thematic group(s) include Youth2030 activities?	3.1					
	Did the UNCT BOS implementation plan include Youth2030 activities?	3.2					
Funding for youth results in UNSDCFs	What proportion of the planned budget was funded for the achievement of results for youth?	4.1					
	What proportion of the available funding was utilized for the achievement of results for youth?	4.2					
Transparency of youth results in UNCTs	Did the UNCT annual report include reporting on joint programming for youth ? If yes, is it available publicly?	5					
Meaningful youth engagement – UNSDCF processes of UNCTs**	In which UNSDCF processes (see above) of the UNCT were youth meaningfully engaged ?	6.3					
UNCT leadership, culture, architecture and capacities for youth							
Youth coordination architecture in UNCTs	What type of coordination mechanism did the UNCT have in place for coherent UN youth programmes ?	7					
Capacities for Youth2030 implementation in UNCTs	Were UNCT staff sensitized on Youth2030 implementation?	8					
Youth workforce in UNCTs	To what extent did the UNCT introduce innovations in human resources management (common service line) in the BOS to increase the share of the youth workforce (<35 years)?	9					
Fair and quality internships in UNCTs	To what extent did the UNCT introduce innovations in human resources management (common service line) in the BOS to increase opportunities and improve the fairness and quality of internships ?	10					
Meaningful youth engagement – Leadership and culture in UNCTs	What UNCT policies and processes were in place for meaningful youth engagement ?	6.1					
	Did the UNCT engage diverse youth ?	6.2					

* Data on KPI 20 available only for the 2020 reporting period.

** Data on KPI 6.3: a) available for 104 out of 130 UNCTs for the 2021 reporting period; b) scoring for all 131 UNCTs available and based on modified criteria for the 2022 reporting period.

How to read Key Performance Indicators (KPIs): FOR youth WITH youth

How to read scores: ● At milestone ● Moving forward ● Getting ready

For detailed KPI scoring criteria, see the Youth2030 UNCT Scorecard [↗](#)

Short description of KPI	Question	Year	2020	2021	2022	2023	2024
		KPI #					
UNCTs, youth, COVID-19 response and recovery							
UN Country Teams (UNCTs), COVID-19 response and recovery plan, youth*	To what extent did the UNCT COVID-19 socioeconomic response and recovery plan include a focus on youth?	20	●	X	X		
UNCT support to Governments on youth and SDGs							
Leave No Youth Behind – assessment and action	To what extent did the UNCT strengthen the capacity of the Government to design and deliver data-driven strategies to Leave No Youth Behind in national sectoral plans?	11	●	●	●		
Policy alignment to SDGs and coherence for youth development	In what proportion of youth-related sectors did the UNCT strengthen the capacity of the Government to enhance policy alignment for sustainable development?	12.1	●	●	●		
	Did the UNCT strengthen the capacity of the Government to enhance the coherence of youth-related policies for sustainable development?	12.2	●	●	●		
Public finance for youth development	In what proportion of youth-related sectors did the UNCT strengthen the capacity of the Government to improve public financing for youth development?	13	●	●	●		
Disaggregated data on youth for decision-making	In what proportion of youth-related sectors did the UNCT strengthen the capacity of the Government to increase the availability of youth-relevant, high-quality, timely and reliable disaggregated data ?	14	●	●	●		
Youth engagement in design, monitoring and review of in-country programmes	In what proportion of youth-related sectors did the UNCT strengthen the capacity of the Government to mainstream youth engagement in the design, monitoring, review and follow-up of sectoral programmes?	15	●	●	●		
In-country youth coordination mechanisms	To what extent did the UNCT strengthen the capacity of in-country institutional structures/mechanisms for the multisectoral and multistakeholder coordination of youth programmes?	16	●	●	●		
Meaningful youth engagement – UNCT support to Governments on SDGs	In what areas of UNCT support to the Government on the SDGs (see above) were youth meaningfully engaged ?	6.4	●	●	●		
UNCTs, youth-led solutions, knowledge exchange, communication and advocacy							
Investments in youth-led solutions	To what extent did the UNCT support investments in youth-led solutions (incubation and scaling)?	17	●	●	●		
UNCTs, youth and knowledge exchange	Did the UNCT's knowledge exchange plan include youth components? If yes, did the UNCT have committed funding for this?	18	●	●	●		
UNCTs, youth, communication and advocacy	Did the UNCT's joint communication and advocacy strategy include youth components? Was accessibility for young people with disabilities taken into consideration? Were campaigns activated in Youth2030 priority areas?	19	●	●	●		
Meaningful youth engagement – UNCT-led projects and campaigns	In which categories of UNCT-led projects and campaigns (see above) were youth meaningfully engaged ?	6.5	●	●	●		
Youth focus in UN Sustainable Development Cooperation Frameworks (UNSDCFs)							
Youth situational analyses in common country analyses	To what extent does the common country analysis of the UNCT include a gendered, youth situational analysis ?	1	●	●	●		
Results for youth in UNSDCFs	Does the UNSDCF (or equivalent) include results for youth at the output and/or outcome level?	2	●	●	●		
Youth2030 in joint workplans and Business Operations Strategy (BOS) implementation plans of UNCTs	To what extent did the UNCT joint workplan of results/thematic group(s) include Youth2030 activities?	3.1	●	●	●		
	Did the UNCT BOS implementation plan include Youth2030 activities?	3.2	●	●	●		
Funding for youth results in UNSDCFs	What proportion of the planned budget was funded for the achievement of results for youth?	4.1	●	●	●		
	What proportion of the available funding was utilized for the achievement of results for youth?	4.2	●	●	●		
Transparency of youth results in UNCTs	Did the UNCT annual report include reporting on joint programming for youth ? If yes, is it available publicly?	5	●	●	●		
Meaningful youth engagement – UNSDCF processes of UNCTs**	In which UNSDCF processes (see above) of the UNCT were youth meaningfully engaged ?	6.3	●	●	●		
UNCT leadership, culture, architecture and capacities for youth							
Youth coordination architecture in UNCTs	What type of coordination mechanism did the UNCT have in place for coherent UN youth programmes ?	7	●	●	●		
Capacities for Youth2030 implementation in UNCTs	Were UNCT staff sensitized on Youth2030 implementation?	8	●	●	●		
Youth workforce in UNCTs	To what extent did the UNCT introduce innovations in human resources management (common service line) in the BOS to increase the share of the youth workforce (<35 years)?	9	●	●	●		
Fair and quality internships in UNCTs	To what extent did the UNCT introduce innovations in human resources management (common service line) in the BOS to increase opportunities and improve the fairness and quality of internships ?	10	●	●	●		
Meaningful youth engagement – Leadership and culture in UNCTs	What UNCT policies and processes were in place for meaningful youth engagement ?	6.1	●	●	●		
	Did the UNCT engage diverse youth ?	6.2	●	●	●		

* Data on KPI 20 available only for the 2020 reporting period.

** Data on KPI 6.3: a) available for 104 out of 130 UNCTs for the 2021 reporting period; b) scoring for all 131 UNCTs available and based on modified criteria for the 2022 reporting period.

How to read Key Performance Indicators (KPIs): FOR youth WITH youth

How to read scores: At milestone Moving forward Getting ready

For detailed KPI scoring criteria, see the Youth2030 UNCT Scorecard [↗](#)

Short description of KPI	Question	Year	2020	2021	2022	2023	2024
		KPI #					
UNCTs, youth, COVID-19 response and recovery							
UN Country Teams (UNCTs), COVID-19 response and recovery plan, youth*	To what extent did the UNCT COVID-19 socioeconomic response and recovery plan include a focus on youth?	20					
UNCT support to Governments on youth and SDGs							
Leave No Youth Behind – assessment and action	To what extent did the UNCT strengthen the capacity of the Government to design and deliver data-driven strategies to Leave No Youth Behind in national sectoral plans?	11					
Policy alignment to SDGs and coherence for youth development	In what proportion of youth-related sectors did the UNCT strengthen the capacity of the Government to enhance policy alignment for sustainable development?	12.1					
	Did the UNCT strengthen the capacity of the Government to enhance the coherence of youth-related policies for sustainable development?	12.2					
Public finance for youth development	In what proportion of youth-related sectors did the UNCT strengthen the capacity of the Government to improve public financing for youth development?	13					
Disaggregated data on youth for decision-making	In what proportion of youth-related sectors did the UNCT strengthen the capacity of the Government to increase the availability of youth-relevant, high-quality, timely and reliable disaggregated data ?	14					
Youth engagement in design, monitoring and review of in-country programmes	In what proportion of youth-related sectors did the UNCT strengthen the capacity of the Government to mainstream youth engagement in the design, monitoring, review and follow-up of sectoral programmes?	15					
In-country youth coordination mechanisms	To what extent did the UNCT strengthen the capacity of in-country institutional structures/mechanisms for the multisectoral and multistakeholder coordination of youth programmes?	16					
Meaningful youth engagement – UNCT support to Governments on SDGs	In what areas of UNCT support to the Government on the SDGs (see above) were youth meaningfully engaged ?	6.4					
UNCTs, youth-led solutions, knowledge exchange, communication and advocacy							
Investments in youth-led solutions	To what extent did the UNCT support investments in youth-led solutions (incubation and scaling)?	17					
UNCTs, youth and knowledge exchange	Did the UNCT's knowledge exchange plan include youth components? If yes, did the UNCT have committed funding for this?	18					
UNCTs, youth, communication and advocacy	Did the UNCT's joint communication and advocacy strategy include youth components? Was accessibility for young people with disabilities taken into consideration? Were campaigns activated in Youth2030 priority areas?	19					
Meaningful youth engagement – UNCT-led projects and campaigns	In which categories of UNCT-led projects and campaigns (see above) were youth meaningfully engaged ?	6.5					
Youth focus in UN Sustainable Development Cooperation Frameworks (UNSDCFs)							
Youth situational analyses in common country analyses	To what extent does the common country analysis of the UNCT include a gendered, youth situational analysis ?	1					
Results for youth in UNSDCFs	Does the UNSDCF (or equivalent) include results for youth at the output and/or outcome level?	2					
Youth2030 in joint workplans and Business Operations Strategy (BOS) implementation plans of UNCTs	To what extent did the UNCT joint workplan of results/thematic group(s) include Youth2030 activities?	3.1					
	Did the UNCT BOS implementation plan include Youth2030 activities?	3.2					
Funding for youth results in UNSDCFs	What proportion of the planned budget was funded for the achievement of results for youth?	4.1					
	What proportion of the available funding was utilized for the achievement of results for youth?	4.2					
Transparency of youth results in UNCTs	Did the UNCT annual report include reporting on joint programming for youth ? If yes, is it available publicly?	5					
Meaningful youth engagement – UNSDCF processes of UNCTs**	In which UNSDCF processes (see above) of the UNCT were youth meaningfully engaged ?	6.3					
UNCT leadership, culture, architecture and capacities for youth							
Youth coordination architecture in UNCTs	What type of coordination mechanism did the UNCT have in place for coherent UN youth programmes ?	7					
Capacities for Youth2030 implementation in UNCTs	Were UNCT staff sensitized on Youth2030 implementation?	8					
Youth workforce in UNCTs	To what extent did the UNCT introduce innovations in human resources management (common service line) in the BOS to increase the share of the youth workforce (<35 years)?	9					
Fair and quality internships in UNCTs	To what extent did the UNCT introduce innovations in human resources management (common service line) in the BOS to increase opportunities and improve the fairness and quality of internships ?	10					
Meaningful youth engagement – Leadership and culture in UNCTs	What UNCT policies and processes were in place for meaningful youth engagement ?	6.1					
	Did the UNCT engage diverse youth ?	6.2					

* Data on KPI 20 available only for the 2020 reporting period.

** Data on KPI 6.3: a) available for 104 out of 130 UNCTs for the 2021 reporting period; b) scoring for all 131 UNCTs available and based on modified criteria for the 2022 reporting period.

How to read Key Performance Indicators (KPIs): FOR youth WITH youth

How to read scores: At milestone Moving forward Getting ready

For detailed KPI scoring criteria, see the Youth2030 UNCT Scorecard [↗](#)

Short description of KPI	Question	Year	2020	2021	2022	2023	2024
		KPI #					
UNCTs, youth, COVID-19 response and recovery							
UN Country Teams (UNCTs), COVID-19 response and recovery plan, youth*	To what extent did the UNCT COVID-19 socioeconomic response and recovery plan include a focus on youth?	20					
UNCT support to Governments on youth and SDGs							
Leave No Youth Behind – assessment and action	To what extent did the UNCT strengthen the capacity of the Government to design and deliver data-driven strategies to Leave No Youth Behind in national sectoral plans?	11					
Policy alignment to SDGs and coherence for youth development	In what proportion of youth-related sectors did the UNCT strengthen the capacity of the Government to enhance policy alignment for sustainable development?	12.1					
	Did the UNCT strengthen the capacity of the Government to enhance the coherence of youth-related policies for sustainable development?	12.2					
Public finance for youth development	In what proportion of youth-related sectors did the UNCT strengthen the capacity of the Government to improve public financing for youth development?	13					
Disaggregated data on youth for decision-making	In what proportion of youth-related sectors did the UNCT strengthen the capacity of the Government to increase the availability of youth-relevant, high-quality, timely and reliable disaggregated data ?	14					
Youth engagement in design, monitoring and review of in-country programmes	In what proportion of youth-related sectors did the UNCT strengthen the capacity of the Government to mainstream youth engagement in the design, monitoring, review and follow-up of sectoral programmes?	15					
In-country youth coordination mechanisms	To what extent did the UNCT strengthen the capacity of in-country institutional structures/mechanisms for the multisectoral and multistakeholder coordination of youth programmes?	16					
Meaningful youth engagement – UNCT support to Governments on SDGs	In what areas of UNCT support to the Government on the SDGs (see above) were youth meaningfully engaged ?	6.4					
UNCTs, youth-led solutions, knowledge exchange, communication and advocacy							
Investments in youth-led solutions	To what extent did the UNCT support investments in youth-led solutions (incubation and scaling)?	17					
UNCTs, youth and knowledge exchange	Did the UNCT's knowledge exchange plan include youth components? If yes, did the UNCT have committed funding for this?	18					
UNCTs, youth, communication and advocacy	Did the UNCT's joint communication and advocacy strategy include youth components? Was accessibility for young people with disabilities taken into consideration? Were campaigns activated in Youth2030 priority areas?	19					
Meaningful youth engagement – UNCT-led projects and campaigns	In which categories of UNCT-led projects and campaigns (see above) were youth meaningfully engaged ?	6.5					
Youth focus in UN Sustainable Development Cooperation Frameworks (UNSDCFs)							
Youth situational analyses in common country analyses	To what extent does the common country analysis of the UNCT include a gendered, youth situational analysis ?	1					
Results for youth in UNSDCFs	Does the UNSDCF (or equivalent) include results for youth at the output and/or outcome level?	2					
Youth2030 in joint workplans and Business Operations Strategy (BOS) implementation plans of UNCTs	To what extent did the UNCT joint workplan of results/thematic group(s) include Youth2030 activities?	3.1					
	Did the UNCT BOS implementation plan include Youth2030 activities?	3.2					
Funding for youth results in UNSDCFs	What proportion of the planned budget was funded for the achievement of results for youth?	4.1					
	What proportion of the available funding was utilized for the achievement of results for youth?	4.2					
Transparency of youth results in UNCTs	Did the UNCT annual report include reporting on joint programming for youth ? If yes, is it available publicly?	5					
Meaningful youth engagement – UNSDCF processes of UNCTs**	In which UNSDCF processes (see above) of the UNCT were youth meaningfully engaged ?	6.3					
UNCT leadership, culture, architecture and capacities for youth							
Youth coordination architecture in UNCTs	What type of coordination mechanism did the UNCT have in place for coherent UN youth programmes ?	7					
Capacities for Youth2030 implementation in UNCTs	Were UNCT staff sensitized on Youth2030 implementation?	8					
Youth workforce in UNCTs	To what extent did the UNCT introduce innovations in human resources management (common service line) in the BOS to increase the share of the youth workforce (<35 years)?	9					
Fair and quality internships in UNCTs	To what extent did the UNCT introduce innovations in human resources management (common service line) in the BOS to increase opportunities and improve the fairness and quality of internships ?	10					
Meaningful youth engagement – Leadership and culture in UNCTs	What UNCT policies and processes were in place for meaningful youth engagement ?	6.1					
	Did the UNCT engage diverse youth ?	6.2					

* Data on KPI 20 available only for the 2020 reporting period.

** Data on KPI 6.3: a) available for 104 out of 130 UNCTs for the 2021 reporting period; b) scoring for all 131 UNCTs available and based on modified criteria for the 2022 reporting period.

How to read Key Performance Indicators (KPIs): FOR youth WITH youth

How to read scores: At milestone Moving forward Getting ready

For detailed KPI scoring criteria, see the Youth2030 UNCT Scorecard [↗](#)

Short description of KPI	Question	Year	2020	2021	2022	2023	2024
		KPI #					
UNCTs, youth, COVID-19 response and recovery							
UN Country Teams (UNCTs), COVID-19 response and recovery plan, youth*	To what extent did the UNCT COVID-19 socioeconomic response and recovery plan include a focus on youth?	20					
UNCT support to Governments on youth and SDGs							
Leave No Youth Behind – assessment and action	To what extent did the UNCT strengthen the capacity of the Government to design and deliver data-driven strategies to Leave No Youth Behind in national sectoral plans?	11					
Policy alignment to SDGs and coherence for youth development	In what proportion of youth-related sectors did the UNCT strengthen the capacity of the Government to enhance policy alignment for sustainable development?	12.1					
	Did the UNCT strengthen the capacity of the Government to enhance the coherence of youth-related policies for sustainable development?	12.2					
Public finance for youth development	In what proportion of youth-related sectors did the UNCT strengthen the capacity of the Government to improve public financing for youth development?	13					
Disaggregated data on youth for decision-making	In what proportion of youth-related sectors did the UNCT strengthen the capacity of the Government to increase the availability of youth-relevant, high-quality, timely and reliable disaggregated data ?	14					
Youth engagement in design, monitoring and review of in-country programmes	In what proportion of youth-related sectors did the UNCT strengthen the capacity of the Government to mainstream youth engagement in the design, monitoring, review and follow-up of sectoral programmes?	15					
In-country youth coordination mechanisms	To what extent did the UNCT strengthen the capacity of in-country institutional structures/mechanisms for the multisectoral and multistakeholder coordination of youth programmes?	16					
Meaningful youth engagement – UNCT support to Governments on SDGs	In what areas of UNCT support to the Government on the SDGs (see above) were youth meaningfully engaged ?	6.4					
UNCTs, youth-led solutions, knowledge exchange, communication and advocacy							
Investments in youth-led solutions	To what extent did the UNCT support investments in youth-led solutions (incubation and scaling)?	17					
UNCTs, youth and knowledge exchange	Did the UNCT's knowledge exchange plan include youth components? If yes, did the UNCT have committed funding for this?	18					
UNCTs, youth, communication and advocacy	Did the UNCT's joint communication and advocacy strategy include youth components? Was accessibility for young people with disabilities taken into consideration? Were campaigns activated in Youth2030 priority areas?	19					
Meaningful youth engagement – UNCT-led projects and campaigns	In which categories of UNCT-led projects and campaigns (see above) were youth meaningfully engaged ?	6.5					
Youth focus in UN Sustainable Development Cooperation Frameworks (UNSDCFs)							
Youth situational analyses in common country analyses	To what extent does the common country analysis of the UNCT include a gendered, youth situational analysis ?	1					
Results for youth in UNSDCF	Does the UNSDCF (or equivalent) include results for youth at the output and/or outcome level?	2					
Youth2030 in joint workplans and Business Operations Strategy (BOS) implementation plans of UNCTs	To what extent did the UNCT joint workplan of results/thematic group(s) include Youth2030 activities?	3.1					
	Did the UNCT BOS implementation plan include Youth2030 activities?	3.2					
Funding for youth results in UNSDCF	What proportion of the planned budget was funded for the achievement of results for youth?	4.1					
	What proportion of the available funding was utilized for the achievement of results for youth?	4.2					
Transparency of youth results in UNCTs	Did the UNCT annual report include reporting on joint programming for youth ? If yes, is it available publicly?	5					
Meaningful youth engagement – UNSDCF processes of UNCTs**	In which UNSDCF processes (see above) of the UNCT were youth meaningfully engaged ?	6.3					
UNCT leadership, culture, architecture and capacities for youth							
Youth coordination architecture in UNCTs	What type of coordination mechanism did the UNCT have in place for coherent UN youth programmes ?	7					
Capacities for Youth2030 implementation in UNCTs	Were UNCT staff sensitized on Youth2030 implementation?	8					
Youth workforce in UNCTs	To what extent did the UNCT introduce innovations in human resources management (common service line) in the BOS to increase the share of the youth workforce (<35 years)?	9					
Fair and quality internships in UNCTs	To what extent did the UNCT introduce innovations in human resources management (common service line) in the BOS to increase opportunities and improve the fairness and quality of internships ?	10					
Meaningful youth engagement – Leadership and culture in UNCTs	What UNCT policies and processes were in place for meaningful youth engagement ?	6.1					
	Did the UNCT engage diverse youth ?	6.2					

* Data on KPI 20 available only for the 2020 reporting period.

** Data on KPI 6.3: a) available for 104 out of 130 UNCTs for the 2021 reporting period; b) scoring for all 131 UNCTs available and based on modified criteria for the 2022 reporting period.

How to read Key Performance Indicators (KPIs): FOR youth WITH youth

How to read scores: ● At milestone ● Moving forward ● Getting ready

For detailed KPI scoring criteria, see the Youth2030 UNCT Scorecard [↗](#)

Short description of KPI	Question	Year	2020	2021	2022	2023	2024
		KPI #					
UNCTs, youth, COVID-19 response and recovery							
UN Country Teams (UNCTs), COVID-19 response and recovery plan, youth*	To what extent did the UNCT COVID-19 socioeconomic response and recovery plan include a focus on youth?	20	●	X	X		
UNCT support to Governments on youth and SDGs							
Leave No Youth Behind – assessment and action	To what extent did the UNCT strengthen the capacity of the Government to design and deliver data-driven strategies to Leave No Youth Behind in national sectoral plans?	11	●	●	●		
Policy alignment to SDGs and coherence for youth development	In what proportion of youth-related sectors did the UNCT strengthen the capacity of the Government to enhance policy alignment for sustainable development?	12.1	●	●	●		
	Did the UNCT strengthen the capacity of the Government to enhance the coherence of youth-related policies for sustainable development?	12.2	●	●	●		
Public finance for youth development	In what proportion of youth-related sectors did the UNCT strengthen the capacity of the Government to improve public financing for youth development?	13	●	●	●		
Disaggregated data on youth for decision-making	In what proportion of youth-related sectors did the UNCT strengthen the capacity of the Government to increase the availability of youth-relevant, high-quality, timely and reliable disaggregated data ?	14	●	●	●		
Youth engagement in design, monitoring and review of in-country programmes	In what proportion of youth-related sectors did the UNCT strengthen the capacity of the Government to mainstream youth engagement in the design, monitoring, review and follow-up of sectoral programmes?	15	●	●	●		
In-country youth coordination mechanisms	To what extent did the UNCT strengthen the capacity of in-country institutional structures/mechanisms for the multisectoral and multistakeholder coordination of youth programmes?	16	●	●	●		
Meaningful youth engagement – UNCT support to Governments on SDGs	In what areas of UNCT support to the Government on the SDGs (see above) were youth meaningfully engaged ?	6.4	●	●	●		
UNCTs, youth-led solutions, knowledge exchange, communication and advocacy							
Investments in youth-led solutions	To what extent did the UNCT support investments in youth-led solutions (incubation and scaling)?	17	●	●	●		
UNCTs, youth and knowledge exchange	Did the UNCT's knowledge exchange plan include youth components? If yes, did the UNCT have committed funding for this?	18	●	●	●		
UNCTs, youth, communication and advocacy	Did the UNCT's joint communication and advocacy strategy include youth components? Was accessibility for young people with disabilities taken into consideration? Were campaigns activated in Youth2030 priority areas?	19	●	●	●		
Meaningful youth engagement – UNCT-led projects and campaigns	In which categories of UNCT-led projects and campaigns (see above) were youth meaningfully engaged ?	6.5	●	●	●		
Youth focus in UN Sustainable Development Cooperation Frameworks (UNSDCFs)							
Youth situational analyses in common country analyses	To what extent does the common country analysis of the UNCT include a gendered, youth situational analysis ?	1	●	●	●		
Results for youth in UNSDCF	Does the UNSDCF (or equivalent) include results for youth at the output and/or outcome level?	2	●	●	●		
Youth2030 in joint workplans and Business Operations Strategy (BOS) implementation plans of UNCTs	To what extent did the UNCT joint workplan of results/thematic group(s) include Youth2030 activities?	3.1	●	●	●		
	Did the UNCT BOS implementation plan include Youth2030 activities?	3.2	●	●	●		
Funding for youth results in UNSDCF	What proportion of the planned budget was funded for the achievement of results for youth?	4.1	●	●	●		
	What proportion of the available funding was utilized for the achievement of results for youth?	4.2	●	●	●		
Transparency of youth results in UNCTs	Did the UNCT annual report include reporting on joint programming for youth ? If yes, is it available publicly?	5	●	●	●		
Meaningful youth engagement – UNSDCF processes of UNCTs**	In which UNSDCF processes (see above) of the UNCT were youth meaningfully engaged ?	6.3	●	●	●		
UNCT leadership, culture, architecture and capacities for youth							
Youth coordination architecture in UNCTs	What type of coordination mechanism did the UNCT have in place for coherent UN youth programmes ?	7	●	●	●		
Capacities for Youth2030 implementation in UNCTs	Were UNCT staff sensitized on Youth2030 implementation?	8	●	●	●		
Youth workforce in UNCTs	To what extent did the UNCT introduce innovations in human resources management (common service line) in the BOS to increase the share of the youth workforce (<35 years)?	9	●	●	●		
Fair and quality internships in UNCTs	To what extent did the UNCT introduce innovations in human resources management (common service line) in the BOS to increase opportunities and improve the fairness and quality of internships ?	10	●	●	●		
Meaningful youth engagement – Leadership and culture in UNCTs	What UNCT policies and processes were in place for meaningful youth engagement ?	6.1	●	●	●		
	Did the UNCT engage diverse youth ?	6.2	●	●	●		

* Data on KPI 20 available only for the 2020 reporting period.

** Data on KPI 6.3: a) available for 104 out of 130 UNCTs for the 2021 reporting period; b) scoring for all 131 UNCTs available and based on modified criteria for the 2022 reporting period.

How to read Key Performance Indicators (KPIs): FOR youth WITH youth

How to read scores: ● At milestone ● Moving forward ● Getting ready

For detailed KPI scoring criteria, see the Youth2030 UNCT Scorecard [↗](#)

Short description of KPI	Question	Year	2020	2021	2022	2023	2024
		KPI #					
UNCTs, youth, COVID-19 response and recovery							
UN Country Teams (UNCTs), COVID-19 response and recovery plan, youth*	To what extent did the UNCT COVID-19 socioeconomic response and recovery plan include a focus on youth?	20	●	X	X		
UNCT support to Governments on youth and SDGs							
Leave No Youth Behind – assessment and action	To what extent did the UNCT strengthen the capacity of the Government to design and deliver data-driven strategies to Leave No Youth Behind in national sectoral plans?	11	●	●	●		
Policy alignment to SDGs and coherence for youth development	In what proportion of youth-related sectors did the UNCT strengthen the capacity of the Government to enhance policy alignment for sustainable development?	12.1	●	●	●		
	Did the UNCT strengthen the capacity of the Government to enhance the coherence of youth-related policies for sustainable development?	12.2	●	●	●		
Public finance for youth development	In what proportion of youth-related sectors did the UNCT strengthen the capacity of the Government to improve public financing for youth development?	13	●	●	●		
Disaggregated data on youth for decision-making	In what proportion of youth-related sectors did the UNCT strengthen the capacity of the Government to increase the availability of youth-relevant, high-quality, timely and reliable disaggregated data ?	14	●	●	●		
Youth engagement in design, monitoring and review of in-country programmes	In what proportion of youth-related sectors did the UNCT strengthen the capacity of the Government to mainstream youth engagement in the design, monitoring, review and follow-up of sectoral programmes?	15	●	●	●		
In-country youth coordination mechanisms	To what extent did the UNCT strengthen the capacity of in-country institutional structures/mechanisms for the multisectoral and multistakeholder coordination of youth programmes?	16	●	●	●		
Meaningful youth engagement – UNCT support to Governments on SDGs	In what areas of UNCT support to the Government on the SDGs (see above) were youth meaningfully engaged ?	6.4	●	●	●		
UNCTs, youth-led solutions, knowledge exchange, communication and advocacy							
Investments in youth-led solutions	To what extent did the UNCT support investments in youth-led solutions (incubation and scaling)?	17	●	●	●		
UNCTs, youth and knowledge exchange	Did the UNCT's knowledge exchange plan include youth components? If yes, did the UNCT have committed funding for this?	18	●	●	●		
UNCTs, youth, communication and advocacy	Did the UNCT's joint communication and advocacy strategy include youth components? Was accessibility for young people with disabilities taken into consideration? Were campaigns activated in Youth2030 priority areas?	19	●	●	●		
Meaningful youth engagement – UNCT-led projects and campaigns	In which categories of UNCT-led projects and campaigns (see above) were youth meaningfully engaged ?	6.5	●	●	●		
Youth focus in UN Sustainable Development Cooperation Frameworks (UNSDCFs)							
Youth situational analyses in common country analyses	To what extent does the common country analysis of the UNCT include a gendered, youth situational analysis ?	1	●	●	●		
Results for youth in UNSDCFs	Does the UNSDCF (or equivalent) include results for youth at the output and/or outcome level?	2	●	●	●		
Youth2030 in joint workplans and Business Operations Strategy (BOS) implementation plans of UNCTs	To what extent did the UNCT joint workplan of results/thematic group(s) include Youth2030 activities?	3.1	●	●	●		
	Did the UNCT BOS implementation plan include Youth2030 activities?	3.2	●	●	●		
Funding for youth results in UNSDCFs	What proportion of the planned budget was funded for the achievement of results for youth?	4.1	●	●	●		
	What proportion of the available funding was utilized for the achievement of results for youth?	4.2	●	●	●		
Transparency of youth results in UNCTs	Did the UNCT annual report include reporting on joint programming for youth ? If yes, is it available publicly?	5	●	●	●		
Meaningful youth engagement – UNSDCF processes of UNCTs**	In which UNSDCF processes (see above) of the UNCT were youth meaningfully engaged ?	6.3	●	●	●		
UNCT leadership, culture, architecture and capacities for youth							
Youth coordination architecture in UNCTs	What type of coordination mechanism did the UNCT have in place for coherent UN youth programmes ?	7	●	●	●		
Capacities for Youth2030 implementation in UNCTs	Were UNCT staff sensitized on Youth2030 implementation?	8	●	●	●		
Youth workforce in UNCTs	To what extent did the UNCT introduce innovations in human resources management (common service line) in the BOS to increase the share of the youth workforce (<35 years)?	9	●	●	●		
Fair and quality internships in UNCTs	To what extent did the UNCT introduce innovations in human resources management (common service line) in the BOS to increase opportunities and improve the fairness and quality of internships ?	10	●	●	●		
Meaningful youth engagement – Leadership and culture in UNCTs	What UNCT policies and processes were in place for meaningful youth engagement ?	6.1	●	●	●		
	Did the UNCT engage diverse youth ?	6.2	●	●	●		

* Data on KPI 20 available only for the 2020 reporting period.

** Data on KPI 6.3: a) available for 104 out of 130 UNCTs for the 2021 reporting period; b) scoring for all 131 UNCTs available and based on modified criteria for the 2022 reporting period.

How to read Key Performance Indicators (KPIs): FOR youth WITH youth

How to read scores: ● At milestone ● Moving forward ● Getting ready

For detailed KPI scoring criteria, see the Youth2030 UNCT Scorecard [↗](#)

Short description of KPI	Question	Year	2020	2021	2022	2023	2024
		KPI #					
UNCTs, youth, COVID-19 response and recovery							
UN Country Teams (UNCTs), COVID-19 response and recovery plan, youth*	To what extent did the UNCT COVID-19 socioeconomic response and recovery plan include a focus on youth?	20	●	✕	✕		
UNCT support to Governments on youth and SDGs							
Leave No Youth Behind – assessment and action	To what extent did the UNCT strengthen the capacity of the Government to design and deliver data-driven strategies to Leave No Youth Behind in national sectoral plans?	11	●	●	●		
Policy alignment to SDGs and coherence for youth development	In what proportion of youth-related sectors did the UNCT strengthen the capacity of the Government to enhance policy alignment for sustainable development?	12.1	●	●	●		
	Did the UNCT strengthen the capacity of the Government to enhance the coherence of youth-related policies for sustainable development?	12.2	●	●	●		
Public finance for youth development	In what proportion of youth-related sectors did the UNCT strengthen the capacity of the Government to improve public financing for youth development?	13	●	●	●		
Disaggregated data on youth for decision-making	In what proportion of youth-related sectors did the UNCT strengthen the capacity of the Government to increase the availability of youth-relevant, high-quality, timely and reliable disaggregated data ?	14	●	●	●		
Youth engagement in design, monitoring and review of in-country programmes	In what proportion of youth-related sectors did the UNCT strengthen the capacity of the Government to mainstream youth engagement in the design, monitoring, review and follow-up of sectoral programmes?	15	●	●	●		
In-country youth coordination mechanisms	To what extent did the UNCT strengthen the capacity of in-country institutional structures/mechanisms for the multisectoral and multistakeholder coordination of youth programmes?	16	●	●	●		
Meaningful youth engagement – UNCT support to Governments on SDGs	In what areas of UNCT support to the Government on the SDGs (see above) were youth meaningfully engaged ?	6.4	●	●	●		
UNCTs, youth-led solutions, knowledge exchange, communication and advocacy							
Investments in youth-led solutions	To what extent did the UNCT support investments in youth-led solutions (incubation and scaling)?	17	●	●	●		
UNCTs, youth and knowledge exchange	Did the UNCT's knowledge exchange plan include youth components? If yes, did the UNCT have committed funding for this?	18	●	●	●		
UNCTs, youth, communication and advocacy	Did the UNCT's joint communication and advocacy strategy include youth components? Was accessibility for young people with disabilities taken into consideration? Were campaigns activated in Youth2030 priority areas?	19	●	●	●		
Meaningful youth engagement – UNCT-led projects and campaigns	In which categories of UNCT-led projects and campaigns (see above) were youth meaningfully engaged ?	6.5	●	●	●		
Youth focus in UN Sustainable Development Cooperation Frameworks (UNSDCFs)							
Youth situational analyses in common country analyses	To what extent does the common country analysis of the UNCT include a gendered, youth situational analysis ?	1	●	●	●		
Results for youth in UNSDCFs	Does the UNSDCF (or equivalent) include results for youth at the output and/or outcome level?	2	●	●	●		
Youth2030 in joint workplans and Business Operations Strategy (BOS) implementation plans of UNCTs	To what extent did the UNCT joint workplan of results/thematic group(s) include Youth2030 activities?	3.1	●	●	●		
	Did the UNCT BOS implementation plan include Youth2030 activities?	3.2	●	●	●		
Funding for youth results in UNSDCFs	What proportion of the planned budget was funded for the achievement of results for youth?	4.1	●	●	●		
	What proportion of the available funding was utilized for the achievement of results for youth?	4.2	●	●	●		
Transparency of youth results in UNCTs	Did the UNCT annual report include reporting on joint programming for youth ? If yes, is it available publicly?	5	●	●	●		
Meaningful youth engagement – UNSDCF processes of UNCTs**	In which UNSDCF processes (see above) of the UNCT were youth meaningfully engaged ?	6.3	●	●	●		
UNCT leadership, culture, architecture and capacities for youth							
Youth coordination architecture in UNCTs	What type of coordination mechanism did the UNCT have in place for coherent UN youth programmes ?	7	●	●	●		
Capacities for Youth2030 implementation in UNCTs	Were UNCT staff sensitized on Youth2030 implementation?	8	●	●	●		
Youth workforce in UNCTs	To what extent did the UNCT introduce innovations in human resources management (common service line) in the BOS to increase the share of the youth workforce (<35 years)?	9	●	●	●		
Fair and quality internships in UNCTs	To what extent did the UNCT introduce innovations in human resources management (common service line) in the BOS to increase opportunities and improve the fairness and quality of internships ?	10	●	●	●		
Meaningful youth engagement – Leadership and culture in UNCTs	What UNCT policies and processes were in place for meaningful youth engagement ?	6.1	●	●	●		
	Did the UNCT engage diverse youth ?	6.2	●	●	●		

* Data on KPI 20 available only for the 2020 reporting period.

** Data on KPI 6.3: a) available for 104 out of 130 UNCTs for the 2021 reporting period; b) scoring for all 131 UNCTs available and based on modified criteria for the 2022 reporting period.

How to read Key Performance Indicators (KPIs): FOR youth WITH youth

How to read scores: ● At milestone ● Moving forward ● Getting ready

For detailed KPI scoring criteria, see the Youth2030 UNCT Scorecard [↗](#)

Short description of KPI	Question	Year	2020	2021	2022	2023	2024
		KPI #					
UNCTs, youth, COVID-19 response and recovery							
UN Country Teams (UNCTs), COVID-19 response and recovery plan, youth*	To what extent did the UNCT COVID-19 socioeconomic response and recovery plan include a focus on youth?	20	●	X	X		
UNCT support to Governments on youth and SDGs							
Leave No Youth Behind – assessment and action	To what extent did the UNCT strengthen the capacity of the Government to design and deliver data-driven strategies to Leave No Youth Behind in national sectoral plans?	11	●	●	●		
Policy alignment to SDGs and coherence for youth development	In what proportion of youth-related sectors did the UNCT strengthen the capacity of the Government to enhance policy alignment for sustainable development?	12.1	●	●	●		
	Did the UNCT strengthen the capacity of the Government to enhance the coherence of youth-related policies for sustainable development?	12.2	●	●	●		
Public finance for youth development	In what proportion of youth-related sectors did the UNCT strengthen the capacity of the Government to improve public financing for youth development?	13	●	●	●		
Disaggregated data on youth for decision-making	In what proportion of youth-related sectors did the UNCT strengthen the capacity of the Government to increase the availability of youth-relevant, high-quality, timely and reliable disaggregated data ?	14	●	●	●		
Youth engagement in design, monitoring and review of in-country programmes	In what proportion of youth-related sectors did the UNCT strengthen the capacity of the Government to mainstream youth engagement in the design, monitoring, review and follow-up of sectoral programmes?	15	●	●	●		
In-country youth coordination mechanisms	To what extent did the UNCT strengthen the capacity of in-country institutional structures/mechanisms for the multisectoral and multistakeholder coordination of youth programmes?	16	●	●	●		
Meaningful youth engagement – UNCT support to Governments on SDGs	In what areas of UNCT support to the Government on the SDGs (see above) were youth meaningfully engaged ?	6.4	●	●	●		
UNCTs, youth-led solutions, knowledge exchange, communication and advocacy							
Investments in youth-led solutions	To what extent did the UNCT support investments in youth-led solutions (incubation and scaling)?	17	●	●	●		
UNCTs, youth and knowledge exchange	Did the UNCT's knowledge exchange plan include youth components? If yes, did the UNCT have committed funding for this?	18	●	●	●		
UNCTs, youth, communication and advocacy	Did the UNCT's joint communication and advocacy strategy include youth components? Was accessibility for young people with disabilities taken into consideration? Were campaigns activated in Youth2030 priority areas?	19	●	●	●		
Meaningful youth engagement – UNCT-led projects and campaigns	In which categories of UNCT-led projects and campaigns (see above) were youth meaningfully engaged ?	6.5	●	●	●		
Youth focus in UN Sustainable Development Cooperation Frameworks (UNSDCFs)							
Youth situational analyses in common country analyses	To what extent does the common country analysis of the UNCT include a gendered, youth situational analysis ?	1	●	●	●		
Results for youth in UNSDCFs	Does the UNSDCF (or equivalent) include results for youth at the output and/or outcome level?	2	●	●	●		
Youth2030 in joint workplans and Business Operations Strategy (BOS) implementation plans of UNCTs	To what extent did the UNCT joint workplan of results/thematic group(s) include Youth2030 activities?	3.1	●	●	●		
	Did the UNCT BOS implementation plan include Youth2030 activities?	3.2	●	●	●		
Funding for youth results in UNSDCFs	What proportion of the planned budget was funded for the achievement of results for youth?	4.1	●	●	●		
	What proportion of the available funding was utilized for the achievement of results for youth?	4.2	●	●	●		
Transparency of youth results in UNCTs	Did the UNCT annual report include reporting on joint programming for youth ? If yes, is it available publicly?	5	●	●	●		
Meaningful youth engagement – UNSDCF processes of UNCTs**	In which UNSDCF processes (see above) of the UNCT were youth meaningfully engaged ?	6.3	●	●	●		
UNCT leadership, culture, architecture and capacities for youth							
Youth coordination architecture in UNCTs	What type of coordination mechanism did the UNCT have in place for coherent UN youth programmes ?	7	●	●	●		
Capacities for Youth2030 implementation in UNCTs	Were UNCT staff sensitized on Youth2030 implementation?	8	●	●	●		
Youth workforce in UNCTs	To what extent did the UNCT introduce innovations in human resources management (common service line) in the BOS to increase the share of the youth workforce (<35 years)?	9	●	●	●		
Fair and quality internships in UNCTs	To what extent did the UNCT introduce innovations in human resources management (common service line) in the BOS to increase opportunities and improve the fairness and quality of internships ?	10	●	●	●		
Meaningful youth engagement – Leadership and culture in UNCTs	What UNCT policies and processes were in place for meaningful youth engagement ?	6.1	●	●	●		
	Did the UNCT engage diverse youth ?	6.2	●	●	●		

* Data on KPI 20 available only for the 2020 reporting period.

** Data on KPI 6.3: a) available for 104 out of 130 UNCTs for the 2021 reporting period; b) scoring for all 131 UNCTs available and based on modified criteria for the 2022 reporting period.

How to read Key Performance Indicators (KPIs): FOR youth WITH youth

How to read scores: At milestone Moving forward Getting ready

For detailed KPI scoring criteria, see the Youth2030 UNCT Scorecard [↗](#)

Short description of KPI	Question	Year	2020	2021	2022	2023	2024
			KPI #				
UNCTs, youth, COVID-19 response and recovery							
UN Country Teams (UNCTs), COVID-19 response and recovery plan, youth*	To what extent did the UNCT COVID-19 socioeconomic response and recovery plan include a focus on youth?	20					
UNCT support to Governments on youth and SDGs							
Leave No Youth Behind – assessment and action	To what extent did the UNCT strengthen the capacity of the Government to design and deliver data-driven strategies to Leave No Youth Behind in national sectoral plans?	11					
Policy alignment to SDGs and coherence for youth development	In what proportion of youth-related sectors did the UNCT strengthen the capacity of the Government to enhance policy alignment for sustainable development?	12.1					
	Did the UNCT strengthen the capacity of the Government to enhance the coherence of youth-related policies for sustainable development?	12.2					
Public finance for youth development	In what proportion of youth-related sectors did the UNCT strengthen the capacity of the Government to improve public financing for youth development?	13					
Disaggregated data on youth for decision-making	In what proportion of youth-related sectors did the UNCT strengthen the capacity of the Government to increase the availability of youth-relevant, high-quality, timely and reliable disaggregated data ?	14					
Youth engagement in design, monitoring and review of in-country programmes	In what proportion of youth-related sectors did the UNCT strengthen the capacity of the Government to mainstream youth engagement in the design, monitoring, review and follow-up of sectoral programmes?	15					
In-country youth coordination mechanisms	To what extent did the UNCT strengthen the capacity of in-country institutional structures/mechanisms for the multisectoral and multistakeholder coordination of youth programmes?	16					
Meaningful youth engagement – UNCT support to Governments on SDGs	In what areas of UNCT support to the Government on the SDGs (see above) were youth meaningfully engaged ?	6.4					
UNCTs, youth-led solutions, knowledge exchange, communication and advocacy							
Investments in youth-led solutions	To what extent did the UNCT support investments in youth-led solutions (incubation and scaling)?	17					
UNCTs, youth and knowledge exchange	Did the UNCT's knowledge exchange plan include youth components? If yes, did the UNCT have committed funding for this?	18					
UNCTs, youth, communication and advocacy	Did the UNCT's joint communication and advocacy strategy include youth components? Was accessibility for young people with disabilities taken into consideration? Were campaigns activated in Youth2030 priority areas?	19					
Meaningful youth engagement – UNCT-led projects and campaigns	In which categories of UNCT-led projects and campaigns (see above) were youth meaningfully engaged ?	6.5					
Youth focus in UN Sustainable Development Cooperation Frameworks (UNSDCFs)							
Youth situational analyses in common country analyses	To what extent does the common country analysis of the UNCT include a gendered, youth situational analysis ?	1					
Results for youth in UNSDCF	Does the UNSDCF (or equivalent) include results for youth at the output and/or outcome level?	2					
Youth2030 in joint workplans and Business Operations Strategy (BOS) implementation plans of UNCTs	To what extent did the UNCT joint workplan of results/thematic group(s) include Youth2030 activities?	3.1					
	Did the UNCT BOS implementation plan include Youth2030 activities?	3.2					
Funding for youth results in UNSDCF	What proportion of the planned budget was funded for the achievement of results for youth?	4.1					
	What proportion of the available funding was utilized for the achievement of results for youth?	4.2					
Transparency of youth results in UNCTs	Did the UNCT annual report include reporting on joint programming for youth ? If yes, is it available publicly?	5					
Meaningful youth engagement – UNSDCF processes of UNCTs**	In which UNSDCF processes (see above) of the UNCT were youth meaningfully engaged ?	6.3					
UNCT leadership, culture, architecture and capacities for youth							
Youth coordination architecture in UNCTs	What type of coordination mechanism did the UNCT have in place for coherent UN youth programmes ?	7					
Capacities for Youth2030 implementation in UNCTs	Were UNCT staff sensitized on Youth2030 implementation?	8					
Youth workforce in UNCTs	To what extent did the UNCT introduce innovations in human resources management (common service line) in the BOS to increase the share of the youth workforce (<35 years)?	9					
Fair and quality internships in UNCTs	To what extent did the UNCT introduce innovations in human resources management (common service line) in the BOS to increase opportunities and improve the fairness and quality of internships ?	10					
Meaningful youth engagement – Leadership and culture in UNCTs	What UNCT policies and processes were in place for meaningful youth engagement ?	6.1					
	Did the UNCT engage diverse youth ?	6.2					

* Data on KPI 20 not available for the 2021 reporting period.

** Data on KPI 6.3:i) available for 104 out of 130 UNCTs for the 2021 reporting period; ii) scoring for all 131 UNCTs available and based on modified criteria for the 2022 reporting period.

*** KPI 11-16 and 6.4 not included in RYG calculation for UNCT Iran, exceptionally for 2022, given the contextual challenges and limitations.

How to read Key Performance Indicators (KPIs): FOR youth WITH youth

How to read scores: ● At milestone ● Moving forward ● Getting ready

For detailed KPI scoring criteria, see the Youth2030 UNCT Scorecard [↗](#)

Short description of KPI	Question	Year	2020	2021	2022	2023	2024
		KPI #					
UNCTs, youth, COVID-19 response and recovery							
UN Country Teams (UNCTs), COVID-19 response and recovery plan, youth*	To what extent did the UNCT COVID-19 socioeconomic response and recovery plan include a focus on youth?	20	●	✕	✕		
UNCT support to Governments on youth and SDGs							
Leave No Youth Behind – assessment and action	To what extent did the UNCT strengthen the capacity of the Government to design and deliver data-driven strategies to Leave No Youth Behind in national sectoral plans?	11	●	●	●		
Policy alignment to SDGs and coherence for youth development	In what proportion of youth-related sectors did the UNCT strengthen the capacity of the Government to enhance policy alignment for sustainable development?	12.1	●	●	●		
	Did the UNCT strengthen the capacity of the Government to enhance the coherence of youth-related policies for sustainable development?	12.2	●	●	●		
Public finance for youth development	In what proportion of youth-related sectors did the UNCT strengthen the capacity of the Government to improve public financing for youth development?	13	●	●	●		
Disaggregated data on youth for decision-making	In what proportion of youth-related sectors did the UNCT strengthen the capacity of the Government to increase the availability of youth-relevant, high-quality, timely and reliable disaggregated data ?	14	●	●	●		
Youth engagement in design, monitoring and review of in-country programmes	In what proportion of youth-related sectors did the UNCT strengthen the capacity of the Government to mainstream youth engagement in the design, monitoring, review and follow-up of sectoral programmes?	15	●	●	●		
In-country youth coordination mechanisms	To what extent did the UNCT strengthen the capacity of in-country institutional structures/mechanisms for the multisectoral and multistakeholder coordination of youth programmes?	16	●	●	●		
Meaningful youth engagement – UNCT support to Governments on SDGs	In what areas of UNCT support to the Government on the SDGs (see above) were youth meaningfully engaged ?	6.4	●	●	●		
UNCTs, youth-led solutions, knowledge exchange, communication and advocacy							
Investments in youth-led solutions	To what extent did the UNCT support investments in youth-led solutions (incubation and scaling)?	17	●	●	●		
UNCTs, youth and knowledge exchange	Did the UNCT's knowledge exchange plan include youth components? If yes, did the UNCT have committed funding for this?	18	●	●	●		
UNCTs, youth, communication and advocacy	Did the UNCT's joint communication and advocacy strategy include youth components? Was accessibility for young people with disabilities taken into consideration? Were campaigns activated in Youth2030 priority areas?	19	●	●	●		
Meaningful youth engagement – UNCT-led projects and campaigns	In which categories of UNCT-led projects and campaigns (see above) were youth meaningfully engaged ?	6.5	●	●	●		
Youth focus in UN Sustainable Development Cooperation Frameworks (UNSDCFs)							
Youth situational analyses in common country analyses	To what extent does the common country analysis of the UNCT include a gendered, youth situational analysis ?	1	●	●	●		
Results for youth in UNSDCFs	Does the UNSDCF (or equivalent) include results for youth at the output and/or outcome level?	2	●	●	●		
Youth2030 in joint workplans and Business Operations Strategy (BOS) implementation plans of UNCTs	To what extent did the UNCT joint workplan of results/thematic group(s) include Youth2030 activities?	3.1	●	●	●		
	Did the UNCT BOS implementation plan include Youth2030 activities?	3.2	●	●	●		
Funding for youth results in UNSDCFs	What proportion of the planned budget was funded for the achievement of results for youth?	4.1	●	●	●		
	What proportion of the available funding was utilized for the achievement of results for youth?	4.2	●	●	●		
Transparency of youth results in UNCTs	Did the UNCT annual report include reporting on joint programming for youth ? If yes, is it available publicly?	5	●	●	●		
Meaningful youth engagement – UNSDCF processes of UNCTs**	In which UNSDCF processes (see above) of the UNCT were youth meaningfully engaged ?	6.3	●	●	●		
UNCT leadership, culture, architecture and capacities for youth							
Youth coordination architecture in UNCTs	What type of coordination mechanism did the UNCT have in place for coherent UN youth programmes ?	7	●	●	●		
Capacities for Youth2030 implementation in UNCTs	Were UNCT staff sensitized on Youth2030 implementation?	8	●	●	●		
Youth workforce in UNCTs	To what extent did the UNCT introduce innovations in human resources management (common service line) in the BOS to increase the share of the youth workforce (<35 years)?	9	●	●	●		
Fair and quality internships in UNCTs	To what extent did the UNCT introduce innovations in human resources management (common service line) in the BOS to increase opportunities and improve the fairness and quality of internships ?	10	●	●	●		
Meaningful youth engagement – Leadership and culture in UNCTs	What UNCT policies and processes were in place for meaningful youth engagement ?	6.1	●	●	●		
	Did the UNCT engage diverse youth ?	6.2	●	●	●		

* Data on KPI 20 available only for the 2020 reporting period.

** Data on KPI 6.3: a) available for 104 out of 130 UNCTs for the 2021 reporting period; b) scoring for all 131 UNCTs available and based on modified criteria for the 2022 reporting period.

How to read Key Performance Indicators (KPIs): FOR youth WITH youth

How to read scores: ● At milestone ● Moving forward ● Getting ready

For detailed KPI scoring criteria, see the Youth2030 UNCT Scorecard [↗](#)

Short description of KPI	Question	Year	2020	2021	2022	2023	2024
		KPI #					
UNCTs, youth, COVID-19 response and recovery							
UN Country Teams (UNCTs), COVID-19 response and recovery plan, youth**	To what extent did the UNCT COVID-19 socioeconomic response and recovery plan include a focus on youth?	20	●	✕	✕		
UNCT support to Governments on youth and SDGs							
Leave No Youth Behind – assessment and action	To what extent did the UNCT strengthen the capacity of the Government to design and deliver data-driven strategies to Leave No Youth Behind in national sectoral plans?	11	●	●	●		
Policy alignment to SDGs and coherence for youth development	In what proportion of youth-related sectors did the UNCT strengthen the capacity of the Government to enhance policy alignment for sustainable development?	12.1	●	●	●		
	Did the UNCT strengthen the capacity of the Government to enhance the coherence of youth-related policies for sustainable development?	12.2	●	●	●		
Public finance for youth development	In what proportion of youth-related sectors did the UNCT strengthen the capacity of the Government to improve public financing for youth development?	13	●	●	●		
Disaggregated data on youth for decision-making	In what proportion of youth-related sectors did the UNCT strengthen the capacity of the Government to increase the availability of youth-relevant, high-quality, timely and reliable disaggregated data ?	14	●	●	●		
Youth engagement in design, monitoring and review of in-country programmes	In what proportion of youth-related sectors did the UNCT strengthen the capacity of the Government to mainstream youth engagement in the design, monitoring, review and follow-up of sectoral programmes?	15	●	●	●		
In-country youth coordination mechanisms	To what extent did the UNCT strengthen the capacity of in-country institutional structures/mechanisms for the multisectoral and multistakeholder coordination of youth programmes?	16	●	●	●		
Meaningful youth engagement – UNCT support to Governments on SDGs	In what areas of UNCT support to the Government on the SDGs (see above) were youth meaningfully engaged ?	6.4	●	●	●		
UNCTs, youth-led solutions, knowledge exchange, communication and advocacy							
Investments in youth-led solutions	To what extent did the UNCT support investments in youth-led solutions (incubation and scaling)?	17	●	●	●		
UNCTs, youth and knowledge exchange	Did the UNCT's knowledge exchange plan include youth components? If yes, did the UNCT have committed funding for this?	18	●	●	●		
UNCTs, youth, communication and advocacy	Did the UNCT's joint communication and advocacy strategy include youth components? Was accessibility for young people with disabilities taken into consideration? Were campaigns activated in Youth2030 priority areas?	19	●	●	●		
Meaningful youth engagement – UNCT-led projects and campaigns	In which categories of UNCT-led projects and campaigns (see above) were youth meaningfully engaged ?	6.5	●	●	●		
Youth focus in UN Sustainable Development Cooperation Frameworks (UNSDCFs)							
Youth situational analyses in common country analyses	To what extent does the common country analysis of the UNCT include a gendered, youth situational analysis ?	1	●	●	●		
Results for youth in UNSDCF	Does the UNSDCF (or equivalent) include results for youth at the output and/or outcome level?	2	●	●	●		
Youth2030 in joint workplans and Business Operations Strategy (BOS) implementation plans of UNCTs	To what extent did the UNCT joint workplan of results/thematic group(s) include Youth2030 activities?	3.1	●	●	●		
	Did the UNCT BOS implementation plan include Youth2030 activities?	3.2	●	●	●		
Funding for youth results in UNSDCF	What proportion of the planned budget was funded for the achievement of results for youth?	4.1	●	●	●		
	What proportion of the available funding was utilized for the achievement of results for youth?	4.2	●	●	●		
Transparency of youth results in UNCTs	Did the UNCT annual report include reporting on joint programming for youth ? If yes, is it available publicly?	5	●	●	●		
Meaningful youth engagement – UNSDCF processes of UNCTs***	In which UNSDCF processes (see above) of the UNCT were youth meaningfully engaged ?	6.3	●	●	●		
UNCT leadership, culture, architecture and capacities for youth							
Youth coordination architecture in UNCTs	What type of coordination mechanism did the UNCT have in place for coherent UN youth programmes ?	7	●	●	●		
Capacities for Youth2030 implementation in UNCTs	Were UNCT staff sensitized on Youth2030 implementation?	8	●	●	●		
Youth workforce in UNCTs	To what extent did the UNCT introduce innovations in human resources management (common service line) in the BOS to increase the share of the youth workforce (<35 years)?	9	●	●	●		
Fair and quality internships in UNCTs	To what extent did the UNCT introduce innovations in human resources management (common service line) in the BOS to increase opportunities and improve the fairness and quality of internships ?	10	●	●	●		
Meaningful youth engagement – Leadership and culture in UNCTs	What UNCT policies and processes were in place for meaningful youth engagement ?	6.1	●	●	●		
	Did the UNCT engage diverse youth ?	6.2	●	●	●		

* Multi-Country Office for Jamaica, The Bahamas, Bermuda, The Cayman Islands and Turks and Caicos Islands.

** Data on KPI 20 available only for the 2020 reporting period.

*** Data on KPI 6.3: a) available for 104 out of 130 UNCTs for the 2021 reporting period; b) scoring for all 131 UNCTs available and based on modified criteria for the 2022 reporting period.

How to read Key Performance Indicators (KPIs): FOR youth WITH youth

How to read scores: ● At milestone ● Moving forward ● Getting ready

For detailed KPI scoring criteria, see the Youth2030 UNCT Scorecard [↗](#)

Short description of KPI	Question	Year	2020	2021	2022	2023	2024
		KPI #					
UNCTs, youth, COVID-19 response and recovery							
UN Country Teams (UNCTs), COVID-19 response and recovery plan, youth*	To what extent did the UNCT COVID-19 socioeconomic response and recovery plan include a focus on youth?	20	●	X	X		
UNCT support to Governments on youth and SDGs							
Leave No Youth Behind – assessment and action	To what extent did the UNCT strengthen the capacity of the Government to design and deliver data-driven strategies to Leave No Youth Behind in national sectoral plans?	11	●	●	●		
Policy alignment to SDGs and coherence for youth development	In what proportion of youth-related sectors did the UNCT strengthen the capacity of the Government to enhance policy alignment for sustainable development?	12.1	●	●	●		
	Did the UNCT strengthen the capacity of the Government to enhance the coherence of youth-related policies for sustainable development?	12.2	●	●	●		
Public finance for youth development	In what proportion of youth-related sectors did the UNCT strengthen the capacity of the Government to improve public financing for youth development?	13	●	●	●		
Disaggregated data on youth for decision-making	In what proportion of youth-related sectors did the UNCT strengthen the capacity of the Government to increase the availability of youth-relevant, high-quality, timely and reliable disaggregated data ?	14	●	●	●		
Youth engagement in design, monitoring and review of in-country programmes	In what proportion of youth-related sectors did the UNCT strengthen the capacity of the Government to mainstream youth engagement in the design, monitoring, review and follow-up of sectoral programmes?	15	●	●	●		
In-country youth coordination mechanisms	To what extent did the UNCT strengthen the capacity of in-country institutional structures/mechanisms for the multisectoral and multistakeholder coordination of youth programmes?	16	●	●	●		
Meaningful youth engagement – UNCT support to Governments on SDGs	In what areas of UNCT support to the Government on the SDGs (see above) were youth meaningfully engaged ?	6.4	●	●	●		
UNCTs, youth-led solutions, knowledge exchange, communication and advocacy							
Investments in youth-led solutions	To what extent did the UNCT support investments in youth-led solutions (incubation and scaling)?	17	●	●	●		
UNCTs, youth and knowledge exchange	Did the UNCT's knowledge exchange plan include youth components? If yes, did the UNCT have committed funding for this?	18	●	●	●		
UNCTs, youth, communication and advocacy	Did the UNCT's joint communication and advocacy strategy include youth components? Was accessibility for young people with disabilities taken into consideration? Were campaigns activated in Youth2030 priority areas?	19	●	●	●		
Meaningful youth engagement – UNCT-led projects and campaigns	In which categories of UNCT-led projects and campaigns (see above) were youth meaningfully engaged ?	6.5	●	●	●		
Youth focus in UN Sustainable Development Cooperation Frameworks (UNSDCFs)							
Youth situational analyses in common country analyses	To what extent does the common country analysis of the UNCT include a gendered, youth situational analysis ?	1	●	●	●		
Results for youth in UNSDCF	Does the UNSDCF (or equivalent) include results for youth at the output and/or outcome level?	2	●	●	●		
Youth2030 in joint workplans and Business Operations Strategy (BOS) implementation plans of UNCTs	To what extent did the UNCT joint workplan of results/thematic group(s) include Youth2030 activities?	3.1	●	●	●		
	Did the UNCT BOS implementation plan include Youth2030 activities?	3.2	●	●	●		
Funding for youth results in UNSDCF	What proportion of the planned budget was funded for the achievement of results for youth?	4.1	●	●	●		
	What proportion of the available funding was utilized for the achievement of results for youth?	4.2	●	●	●		
Transparency of youth results in UNCTs	Did the UNCT annual report include reporting on joint programming for youth ? If yes, is it available publicly?	5	●	●	●		
Meaningful youth engagement – UNSDCF processes of UNCTs**	In which UNSDCF processes (see above) of the UNCT were youth meaningfully engaged ?	6.3	●	●	●		
UNCT leadership, culture, architecture and capacities for youth							
Youth coordination architecture in UNCTs	What type of coordination mechanism did the UNCT have in place for coherent UN youth programmes ?	7	●	●	●		
Capacities for Youth2030 implementation in UNCTs	Were UNCT staff sensitized on Youth2030 implementation?	8	●	●	●		
Youth workforce in UNCTs	To what extent did the UNCT introduce innovations in human resources management (common service line) in the BOS to increase the share of the youth workforce (<35 years)?	9	●	●	●		
Fair and quality internships in UNCTs	To what extent did the UNCT introduce innovations in human resources management (common service line) in the BOS to increase opportunities and improve the fairness and quality of internships ?	10	●	●	●		
Meaningful youth engagement – Leadership and culture in UNCTs	What UNCT policies and processes were in place for meaningful youth engagement ?	6.1	●	●	●		
	Did the UNCT engage diverse youth ?	6.2	●	●	●		

* Data on KPI 20 available only for the 2020 reporting period.

** Data on KPI 6.3: a) available for 104 out of 130 UNCTs for the 2021 reporting period; b) scoring for all 131 UNCTs available and based on modified criteria for the 2022 reporting period.

How to read Key Performance Indicators (KPIs): FOR youth WITH youth

How to read scores: At milestone Moving forward Getting ready

For detailed KPI scoring criteria, see the Youth2030 UNCT Scorecard [↗](#)

Short description of KPI	Question	Year	2020	2021	2022	2023	2024
		KPI #					
UNCTs, youth, COVID-19 response and recovery							
UN Country Teams (UNCTs), COVID-19 response and recovery plan, youth*	To what extent did the UNCT COVID-19 socioeconomic response and recovery plan include a focus on youth?	20					
UNCT support to Governments on youth and SDGs							
Leave No Youth Behind – assessment and action	To what extent did the UNCT strengthen the capacity of the Government to design and deliver data-driven strategies to Leave No Youth Behind in national sectoral plans?	11					
Policy alignment to SDGs and coherence for youth development	In what proportion of youth-related sectors did the UNCT strengthen the capacity of the Government to enhance policy alignment for sustainable development?	12.1					
	Did the UNCT strengthen the capacity of the Government to enhance the coherence of youth-related policies for sustainable development?	12.2					
Public finance for youth development	In what proportion of youth-related sectors did the UNCT strengthen the capacity of the Government to improve public financing for youth development?	13					
Disaggregated data on youth for decision-making	In what proportion of youth-related sectors did the UNCT strengthen the capacity of the Government to increase the availability of youth-relevant, high-quality, timely and reliable disaggregated data ?	14					
Youth engagement in design, monitoring and review of in-country programmes	In what proportion of youth-related sectors did the UNCT strengthen the capacity of the Government to mainstream youth engagement in the design, monitoring, review and follow-up of sectoral programmes?	15					
In-country youth coordination mechanisms	To what extent did the UNCT strengthen the capacity of in-country institutional structures/mechanisms for the multisectoral and multistakeholder coordination of youth programmes?	16					
Meaningful youth engagement – UNCT support to Governments on SDGs	In what areas of UNCT support to the Government on the SDGs (see above) were youth meaningfully engaged ?	6.4					
UNCTs, youth-led solutions, knowledge exchange, communication and advocacy							
Investments in youth-led solutions	To what extent did the UNCT support investments in youth-led solutions (incubation and scaling)?	17					
UNCTs, youth and knowledge exchange	Did the UNCT's knowledge exchange plan include youth components? If yes, did the UNCT have committed funding for this?	18					
UNCTs, youth, communication and advocacy	Did the UNCT's joint communication and advocacy strategy include youth components? Was accessibility for young people with disabilities taken into consideration? Were campaigns activated in Youth2030 priority areas?	19					
Meaningful youth engagement – UNCT-led projects and campaigns	In which categories of UNCT-led projects and campaigns (see above) were youth meaningfully engaged ?	6.5					
Youth focus in UN Sustainable Development Cooperation Frameworks (UNSDCFs)							
Youth situational analyses in common country analyses	To what extent does the common country analysis of the UNCT include a gendered, youth situational analysis ?	1					
Results for youth in UNSDCFs	Does the UNSDCF (or equivalent) include results for youth at the output and/or outcome level?	2					
Youth2030 in joint workplans and Business Operations Strategy (BOS) implementation plans of UNCTs	To what extent did the UNCT joint workplan of results/thematic group(s) include Youth2030 activities?	3.1					
	Did the UNCT BOS implementation plan include Youth2030 activities?	3.2					
Funding for youth results in UNSDCFs	What proportion of the planned budget was funded for the achievement of results for youth?	4.1					
	What proportion of the available funding was utilized for the achievement of results for youth?	4.2					
Transparency of youth results in UNCTs	Did the UNCT annual report include reporting on joint programming for youth ? If yes, is it available publicly?	5					
Meaningful youth engagement – UNSDCF processes of UNCTs**	In which UNSDCF processes (see above) of the UNCT were youth meaningfully engaged ?	6.3					
UNCT leadership, culture, architecture and capacities for youth							
Youth coordination architecture in UNCTs	What type of coordination mechanism did the UNCT have in place for coherent UN youth programmes ?	7					
Capacities for Youth2030 implementation in UNCTs	Were UNCT staff sensitized on Youth2030 implementation?	8					
Youth workforce in UNCTs	To what extent did the UNCT introduce innovations in human resources management (common service line) in the BOS to increase the share of the youth workforce (<35 years)?	9					
Fair and quality internships in UNCTs	To what extent did the UNCT introduce innovations in human resources management (common service line) in the BOS to increase opportunities and improve the fairness and quality of internships ?	10					
Meaningful youth engagement – Leadership and culture in UNCTs	What UNCT policies and processes were in place for meaningful youth engagement ?	6.1					
	Did the UNCT engage diverse youth ?	6.2					

* Data on KPI 20 available only for the 2020 reporting period.

** Data on KPI 6.3: a) available for 104 out of 130 UNCTs for the 2021 reporting period; b) scoring for all 131 UNCTs available and based on modified criteria for the 2022 reporting period.

How to read Key Performance Indicators (KPIs): FOR youth WITH youth

How to read scores: ● At milestone ● Moving forward ● Getting ready

For detailed KPI scoring criteria, see the Youth2030 UNCT Scorecard [↗](#)

Short description of KPI	Question	Year	2020	2021	2022	2023	2024
		KPI #					
UNCTs, youth, COVID-19 response and recovery							
UN Country Teams (UNCTs), COVID-19 response and recovery plan, youth*	To what extent did the UNCT COVID-19 socioeconomic response and recovery plan include a focus on youth?	20	●	✕	✕		
UNCT support to Governments on youth and SDGs							
Leave No Youth Behind – assessment and action	To what extent did the UNCT strengthen the capacity of the Government to design and deliver data-driven strategies to Leave No Youth Behind in national sectoral plans?	11	●	●	●		
Policy alignment to SDGs and coherence for youth development	In what proportion of youth-related sectors did the UNCT strengthen the capacity of the Government to enhance policy alignment for sustainable development?	12.1	●	●	●		
	Did the UNCT strengthen the capacity of the Government to enhance the coherence of youth-related policies for sustainable development?	12.2	●	●	●		
Public finance for youth development	In what proportion of youth-related sectors did the UNCT strengthen the capacity of the Government to improve public financing for youth development?	13	●	●	●		
Disaggregated data on youth for decision-making	In what proportion of youth-related sectors did the UNCT strengthen the capacity of the Government to increase the availability of youth-relevant, high-quality, timely and reliable disaggregated data ?	14	●	●	●		
Youth engagement in design, monitoring and review of in-country programmes	In what proportion of youth-related sectors did the UNCT strengthen the capacity of the Government to mainstream youth engagement in the design, monitoring, review and follow-up of sectoral programmes?	15	●	●	●		
In-country youth coordination mechanisms	To what extent did the UNCT strengthen the capacity of in-country institutional structures/mechanisms for the multisectoral and multistakeholder coordination of youth programmes?	16	●	●	●		
Meaningful youth engagement – UNCT support to Governments on SDGs	In what areas of UNCT support to the Government on the SDGs (see above) were youth meaningfully engaged ?	6.4	●	●	●		
UNCTs, youth-led solutions, knowledge exchange, communication and advocacy							
Investments in youth-led solutions	To what extent did the UNCT support investments in youth-led solutions (incubation and scaling)?	17	●	●	●		
UNCTs, youth and knowledge exchange	Did the UNCT's knowledge exchange plan include youth components? If yes, did the UNCT have committed funding for this?	18	●	●	●		
UNCTs, youth, communication and advocacy	Did the UNCT's joint communication and advocacy strategy include youth components? Was accessibility for young people with disabilities taken into consideration? Were campaigns activated in Youth2030 priority areas?	19	●	●	●		
Meaningful youth engagement – UNCT-led projects and campaigns	In which categories of UNCT-led projects and campaigns (see above) were youth meaningfully engaged ?	6.5	●	●	●		
Youth focus in UN Sustainable Development Cooperation Frameworks (UNSDCFs)							
Youth situational analyses in common country analyses	To what extent does the common country analysis of the UNCT include a gendered, youth situational analysis ?	1	●	●	●		
Results for youth in UNSDCFs	Does the UNSDCF (or equivalent) include results for youth at the output and/or outcome level?	2	●	●	●		
Youth2030 in joint workplans and Business Operations Strategy (BOS) implementation plans of UNCTs	To what extent did the UNCT joint workplan of results/thematic group(s) include Youth2030 activities?	3.1	●	●	●		
	Did the UNCT BOS implementation plan include Youth2030 activities?	3.2	●	●	●		
Funding for youth results in UNSDCFs	What proportion of the planned budget was funded for the achievement of results for youth?	4.1	●	●	●		
	What proportion of the available funding was utilized for the achievement of results for youth?	4.2	●	●	●		
Transparency of youth results in UNCTs	Did the UNCT annual report include reporting on joint programming for youth ? If yes, is it available publicly?	5	●	●	●		
Meaningful youth engagement – UNSDCF processes of UNCTs**	In which UNSDCF processes (see above) of the UNCT were youth meaningfully engaged ?	6.3	●	●	●		
UNCT leadership, culture, architecture and capacities for youth							
Youth coordination architecture in UNCTs	What type of coordination mechanism did the UNCT have in place for coherent UN youth programmes ?	7	●	●	●		
Capacities for Youth2030 implementation in UNCTs	Were UNCT staff sensitized on Youth2030 implementation?	8	●	●	●		
Youth workforce in UNCTs	To what extent did the UNCT introduce innovations in human resources management (common service line) in the BOS to increase the share of the youth workforce (<35 years)?	9	●	●	●		
Fair and quality internships in UNCTs	To what extent did the UNCT introduce innovations in human resources management (common service line) in the BOS to increase opportunities and improve the fairness and quality of internships ?	10	●	●	●		
Meaningful youth engagement – Leadership and culture in UNCTs	What UNCT policies and processes were in place for meaningful youth engagement ?	6.1	●	●	●		
	Did the UNCT engage diverse youth ?	6.2	●	●	●		

* Data on KPI 20 available only for the 2020 reporting period.

** Data on KPI 6.3: a) available for 104 out of 130 UNCTs for the 2021 reporting period; b) scoring for all 131 UNCTs available and based on modified criteria for the 2022 reporting period.

How to read Key Performance Indicators (KPIs): FOR youth WITH youth

How to read scores: ● At milestone ● Moving forward ● Getting ready

For detailed KPI scoring criteria, see the Youth2030 UNCT Scorecard [↗](#)

Short description of KPI	Question	Year	2020	2021	2022	2023	2024
		KPI #					
UNCTs, youth, COVID-19 response and recovery							
UN Country Teams (UNCTs), COVID-19 response and recovery plan, youth**	To what extent did the UNCT COVID-19 socioeconomic response and recovery plan include a focus on youth?	20	●	✕	✕		
UNCT support to Governments on youth and SDGs							
Leave No Youth Behind – assessment and action	To what extent did the UNCT strengthen the capacity of the Government to design and deliver data-driven strategies to Leave No Youth Behind in national sectoral plans?	11	●	●	●		
Policy alignment to SDGs and coherence for youth development	In what proportion of youth-related sectors did the UNCT strengthen the capacity of the Government to enhance policy alignment for sustainable development?	12.1	●	●	●		
	Did the UNCT strengthen the capacity of the Government to enhance the coherence of youth-related policies for sustainable development?	12.2	●	●	●		
Public finance for youth development	In what proportion of youth-related sectors did the UNCT strengthen the capacity of the Government to improve public financing for youth development?	13	●	●	●		
Disaggregated data on youth for decision-making	In what proportion of youth-related sectors did the UNCT strengthen the capacity of the Government to increase the availability of youth-relevant, high-quality, timely and reliable disaggregated data ?	14	●	●	●		
Youth engagement in design, monitoring and review of in-country programmes	In what proportion of youth-related sectors did the UNCT strengthen the capacity of the Government to mainstream youth engagement in the design, monitoring, review and follow-up of sectoral programmes?	15	●	●	●		
In-country youth coordination mechanisms	To what extent did the UNCT strengthen the capacity of in-country institutional structures/mechanisms for the multisectoral and multistakeholder coordination of youth programmes?	16	●	●	●	●	
Meaningful youth engagement – UNCT support to Governments on SDGs	In what areas of UNCT support to the Government on the SDGs (see above) were youth meaningfully engaged ?	6.4	●	●	●		
UNCTs, youth-led solutions, knowledge exchange, communication and advocacy							
Investments in youth-led solutions	To what extent did the UNCT support investments in youth-led solutions (incubation and scaling)?	17	●	●	●		
UNCTs, youth and knowledge exchange	Did the UNCT's knowledge exchange plan include youth components? If yes, did the UNCT have committed funding for this?	18	●	●	●		
UNCTs, youth, communication and advocacy	Did the UNCT's joint communication and advocacy strategy include youth components? Was accessibility for young people with disabilities taken into consideration? Were campaigns activated in Youth2030 priority areas?	19	●	●	●		
Meaningful youth engagement – UNCT-led projects and campaigns	In which categories of UNCT-led projects and campaigns (see above) were youth meaningfully engaged ?	6.5	●	●	●		
Youth focus in UN Sustainable Development Cooperation Frameworks (UNSDCFs)							
Youth situational analyses in common country analyses	To what extent does the common country analysis of the UNCT include a gendered, youth situational analysis ?	1	●	●	●		
Results for youth in UNSDCF	Does the UNSDCF (or equivalent) include results for youth at the output and/or outcome level?	2	●	●	●		
Youth2030 in joint workplans and Business Operations Strategy (BOS) implementation plans of UNCTs	To what extent did the UNCT joint workplan of results/thematic group(s) include Youth2030 activities?	3.1	●	●	●		
	Did the UNCT BOS implementation plan include Youth2030 activities?	3.2	●	●	●		
Funding for youth results in UNSDCF	What proportion of the planned budget was funded for the achievement of results for youth?	4.1	●	●	●		
	What proportion of the available funding was utilized for the achievement of results for youth?	4.2	●	●	●		
Transparency of youth results in UNCTs	Did the UNCT annual report include reporting on joint programming for youth ? If yes, is it available publicly?	5	●	●	●		
Meaningful youth engagement – UNSDCF processes of UNCTs***	In which UNSDCF processes (see above) of the UNCT were youth meaningfully engaged ?	6.3	●	✕	●		
UNCT leadership, culture, architecture and capacities for youth							
Youth coordination architecture in UNCTs	What type of coordination mechanism did the UNCT have in place for coherent UN youth programmes ?	7	●	●	●		
Capacities for Youth2030 implementation in UNCTs	Were UNCT staff sensitized on Youth2030 implementation?	8	●	●	●		
Youth workforce in UNCTs	To what extent did the UNCT introduce innovations in human resources management (common service line) in the BOS to increase the share of the youth workforce (<35 years)?	9	●	●	●		
Fair and quality internships in UNCTs	To what extent did the UNCT introduce innovations in human resources management (common service line) in the BOS to increase opportunities and improve the fairness and quality of internships ?	10	●	●	●		
Meaningful youth engagement – Leadership and culture in UNCTs	What UNCT policies and processes were in place for meaningful youth engagement ?	6.1	●	●	●		
	Did the UNCT engage diverse youth ?	6.2	●	●	●		

* All references to Kosovo shall be understood in the context of Security Council resolution 1244 (1999).

** Data on KPI 20 available only for the 2020 reporting period.

*** Data on KPI 6.3: a) available for 104 out of 130 UNCTs for the 2021 reporting period; b) scoring for all 131 UNCTs available and based on modified criteria for the 2022 reporting period.

How to read Key Performance Indicators (KPIs): FOR youth WITH youth

How to read scores: ● At milestone ● Moving forward ● Getting ready

For detailed KPI scoring criteria, see the Youth2030 UNCT Scorecard [↗](#)

Short description of KPI	Question	Year	2020	2021	2022	2023	2024
		KPI #					
UNCTs, youth, COVID-19 response and recovery							
UN Country Teams (UNCTs), COVID-19 response and recovery plan, youth*	To what extent did the UNCT COVID-19 socioeconomic response and recovery plan include a focus on youth?	20	●	✕	✕		
UNCT support to Governments on youth and SDGs							
Leave No Youth Behind – assessment and action	To what extent did the UNCT strengthen the capacity of the Government to design and deliver data-driven strategies to Leave No Youth Behind in national sectoral plans?	11	●	●	●		
Policy alignment to SDGs and coherence for youth development	In what proportion of youth-related sectors did the UNCT strengthen the capacity of the Government to enhance policy alignment for sustainable development?	12.1	●	●	●		
	Did the UNCT strengthen the capacity of the Government to enhance the coherence of youth-related policies for sustainable development?	12.2	●	●	●		
Public finance for youth development	In what proportion of youth-related sectors did the UNCT strengthen the capacity of the Government to improve public financing for youth development?	13	●	●	●		
Disaggregated data on youth for decision-making	In what proportion of youth-related sectors did the UNCT strengthen the capacity of the Government to increase the availability of youth-relevant, high-quality, timely and reliable disaggregated data ?	14	●	●	●		
Youth engagement in design, monitoring and review of in-country programmes	In what proportion of youth-related sectors did the UNCT strengthen the capacity of the Government to mainstream youth engagement in the design, monitoring, review and follow-up of sectoral programmes?	15	●	●	●		
In-country youth coordination mechanisms	To what extent did the UNCT strengthen the capacity of in-country institutional structures/mechanisms for the multisectoral and multistakeholder coordination of youth programmes?	16	●	●	●		
Meaningful youth engagement – UNCT support to Governments on SDGs	In what areas of UNCT support to the Government on the SDGs (see above) were youth meaningfully engaged ?	6.4	●	●	●		
UNCTs, youth-led solutions, knowledge exchange, communication and advocacy							
Investments in youth-led solutions	To what extent did the UNCT support investments in youth-led solutions (incubation and scaling)?	17	●	●	●		
UNCTs, youth and knowledge exchange	Did the UNCT's knowledge exchange plan include youth components? If yes, did the UNCT have committed funding for this?	18	●	●	●		
UNCTs, youth, communication and advocacy	Did the UNCT's joint communication and advocacy strategy include youth components? Was accessibility for young people with disabilities taken into consideration? Were campaigns activated in Youth2030 priority areas?	19	●	●	●		
Meaningful youth engagement – UNCT-led projects and campaigns	In which categories of UNCT-led projects and campaigns (see above) were youth meaningfully engaged ?	6.5	●	●	●		
Youth focus in UN Sustainable Development Cooperation Frameworks (UNSDCFs)							
Youth situational analyses in common country analyses	To what extent does the common country analysis of the UNCT include a gendered, youth situational analysis ?	1	●	●	●		
Results for youth in UNSDCF	Does the UNSDCF (or equivalent) include results for youth at the output and/or outcome level?	2	●	●	●		
Youth2030 in joint workplans and Business Operations Strategy (BOS) implementation plans of UNCTs	To what extent did the UNCT joint workplan of results/thematic group(s) include Youth2030 activities?	3.1	●	●	●		
	Did the UNCT BOS implementation plan include Youth2030 activities?	3.2	●	●	●		
Funding for youth results in UNSDCF	What proportion of the planned budget was funded for the achievement of results for youth?	4.1	●	●	●		
	What proportion of the available funding was utilized for the achievement of results for youth?	4.2	●	●	●		
Transparency of youth results in UNCTs	Did the UNCT annual report include reporting on joint programming for youth ? If yes, is it available publicly?	5	●	●	●		
Meaningful youth engagement – UNSDCF processes of UNCTs**	In which UNSDCF processes (see above) of the UNCT were youth meaningfully engaged ?	6.3	●	✕	●		
UNCT leadership, culture, architecture and capacities for youth							
Youth coordination architecture in UNCTs	What type of coordination mechanism did the UNCT have in place for coherent UN youth programmes ?	7	●	●	●		
Capacities for Youth2030 implementation in UNCTs	Were UNCT staff sensitized on Youth2030 implementation?	8	●	●	●		
Youth workforce in UNCTs	To what extent did the UNCT introduce innovations in human resources management (common service line) in the BOS to increase the share of the youth workforce (<35 years)?	9	●	●	●		
Fair and quality internships in UNCTs	To what extent did the UNCT introduce innovations in human resources management (common service line) in the BOS to increase opportunities and improve the fairness and quality of internships ?	10	●	●	●		
Meaningful youth engagement – Leadership and culture in UNCTs	What UNCT policies and processes were in place for meaningful youth engagement ?	6.1	●	●	●		
	Did the UNCT engage diverse youth ?	6.2	●	●	●		

* Data on KPI 20 available only for the 2020 reporting period.

** Data on KPI 6.3: a) available for 104 out of 130 UNCTs for the 2021 reporting period; b) scoring for all 131 UNCTs available and based on modified criteria for the 2022 reporting period.

How to read Key Performance Indicators (KPIs): FOR youth WITH youth

How to read scores: At milestone Moving forward Getting ready

For detailed KPI scoring criteria, see the Youth2030 UNCT Scorecard [↗](#)

Short description of KPI	Question	Year	2020	2021	2022	2023	2024
		KPI #					
UNCTs, youth, COVID-19 response and recovery							
UN Country Teams (UNCTs), COVID-19 response and recovery plan, youth*	To what extent did the UNCT COVID-19 socioeconomic response and recovery plan include a focus on youth?	20					
UNCT support to Governments on youth and SDGs							
Leave No Youth Behind – assessment and action	To what extent did the UNCT strengthen the capacity of the Government to design and deliver data-driven strategies to Leave No Youth Behind in national sectoral plans?	11					
Policy alignment to SDGs and coherence for youth development	In what proportion of youth-related sectors did the UNCT strengthen the capacity of the Government to enhance policy alignment for sustainable development?	12.1					
	Did the UNCT strengthen the capacity of the Government to enhance the coherence of youth-related policies for sustainable development?	12.2					
Public finance for youth development	In what proportion of youth-related sectors did the UNCT strengthen the capacity of the Government to improve public financing for youth development?	13					
Disaggregated data on youth for decision-making	In what proportion of youth-related sectors did the UNCT strengthen the capacity of the Government to increase the availability of youth-relevant, high-quality, timely and reliable disaggregated data ?	14					
Youth engagement in design, monitoring and review of in-country programmes	In what proportion of youth-related sectors did the UNCT strengthen the capacity of the Government to mainstream youth engagement in the design, monitoring, review and follow-up of sectoral programmes?	15					
In-country youth coordination mechanisms	To what extent did the UNCT strengthen the capacity of in-country institutional structures/mechanisms for the multisectoral and multistakeholder coordination of youth programmes?	16					
Meaningful youth engagement – UNCT support to Governments on SDGs	In what areas of UNCT support to the Government on the SDGs (see above) were youth meaningfully engaged ?	6.4					
UNCTs, youth-led solutions, knowledge exchange, communication and advocacy							
Investments in youth-led solutions	To what extent did the UNCT support investments in youth-led solutions (incubation and scaling)?	17					
UNCTs, youth and knowledge exchange	Did the UNCT's knowledge exchange plan include youth components? If yes, did the UNCT have committed funding for this?	18					
UNCTs, youth, communication and advocacy	Did the UNCT's joint communication and advocacy strategy include youth components? Was accessibility for young people with disabilities taken into consideration? Were campaigns activated in Youth2030 priority areas?	19					
Meaningful youth engagement – UNCT-led projects and campaigns	In which categories of UNCT-led projects and campaigns (see above) were youth meaningfully engaged ?	6.5					
Youth focus in UN Sustainable Development Cooperation Frameworks (UNSDCFs)							
Youth situational analyses in common country analyses	To what extent does the common country analysis of the UNCT include a gendered, youth situational analysis ?	1					
Results for youth in UNSDCF	Does the UNSDCF (or equivalent) include results for youth at the output and/or outcome level?	2					
Youth2030 in joint workplans and Business Operations Strategy (BOS) implementation plans of UNCTs	To what extent did the UNCT joint workplan of results/thematic group(s) include Youth2030 activities?	3.1					
	Did the UNCT BOS implementation plan include Youth2030 activities?	3.2					
Funding for youth results in UNSDCF	What proportion of the planned budget was funded for the achievement of results for youth?	4.1					
	What proportion of the available funding was utilized for the achievement of results for youth?	4.2					
Transparency of youth results in UNCTs	Did the UNCT annual report include reporting on joint programming for youth ? If yes, is it available publicly?	5					
Meaningful youth engagement – UNSDCF processes of UNCTs**	In which UNSDCF processes (see above) of the UNCT were youth meaningfully engaged ?	6.3					
UNCT leadership, culture, architecture and capacities for youth							
Youth coordination architecture in UNCTs	What type of coordination mechanism did the UNCT have in place for coherent UN youth programmes ?	7					
Capacities for Youth2030 implementation in UNCTs	Were UNCT staff sensitized on Youth2030 implementation?	8					
Youth workforce in UNCTs	To what extent did the UNCT introduce innovations in human resources management (common service line) in the BOS to increase the share of the youth workforce (<35 years)?	9					
Fair and quality internships in UNCTs	To what extent did the UNCT introduce innovations in human resources management (common service line) in the BOS to increase opportunities and improve the fairness and quality of internships ?	10					
Meaningful youth engagement – Leadership and culture in UNCTs	What UNCT policies and processes were in place for meaningful youth engagement ?	6.1					
	Did the UNCT engage diverse youth ?	6.2					

* Data on KPI 20 available only for the 2020 reporting period.

** Data on KPI 6.3: a) available for 104 out of 130 UNCTs for the 2021 reporting period; b) scoring for all 131 UNCTs available and based on modified criteria for the 2022 reporting period.

How to read Key Performance Indicators (KPIs): FOR youth WITH youth

How to read scores: ● At milestone ● Moving forward ● Getting ready

For detailed KPI scoring criteria, see the Youth2030 UNCT Scorecard [↗](#)

Short description of KPI	Question	Year	2020	2021	2022	2023	2024
		KPI #					
UNCTs, youth, COVID-19 response and recovery							
UN Country Teams (UNCTs), COVID-19 response and recovery plan, youth*	To what extent did the UNCT COVID-19 socioeconomic response and recovery plan include a focus on youth?	20	●	✕	✕		
UNCT support to Governments on youth and SDGs							
Leave No Youth Behind – assessment and action	To what extent did the UNCT strengthen the capacity of the Government to design and deliver data-driven strategies to Leave No Youth Behind in national sectoral plans?	11	●	●	●		
Policy alignment to SDGs and coherence for youth development	In what proportion of youth-related sectors did the UNCT strengthen the capacity of the Government to enhance policy alignment for sustainable development?	12.1	●	●	●		
	Did the UNCT strengthen the capacity of the Government to enhance the coherence of youth-related policies for sustainable development?	12.2	●	●	●		
Public finance for youth development	In what proportion of youth-related sectors did the UNCT strengthen the capacity of the Government to improve public financing for youth development?	13	●	●	●		
Disaggregated data on youth for decision-making	In what proportion of youth-related sectors did the UNCT strengthen the capacity of the Government to increase the availability of youth-relevant, high-quality, timely and reliable disaggregated data ?	14	●	●	●		
Youth engagement in design, monitoring and review of in-country programmes	In what proportion of youth-related sectors did the UNCT strengthen the capacity of the Government to mainstream youth engagement in the design, monitoring, review and follow-up of sectoral programmes?	15	●	●	●		
In-country youth coordination mechanisms	To what extent did the UNCT strengthen the capacity of in-country institutional structures/mechanisms for the multisectoral and multistakeholder coordination of youth programmes?	16	●	●	●		
Meaningful youth engagement – UNCT support to Governments on SDGs	In what areas of UNCT support to the Government on the SDGs (see above) were youth meaningfully engaged ?	6.4	●	●	●		
UNCTs, youth-led solutions, knowledge exchange, communication and advocacy							
Investments in youth-led solutions	To what extent did the UNCT support investments in youth-led solutions (incubation and scaling)?	17	●	●	●		
UNCTs, youth and knowledge exchange	Did the UNCT's knowledge exchange plan include youth components? If yes, did the UNCT have committed funding for this?	18	●	●	●		
UNCTs, youth, communication and advocacy	Did the UNCT's joint communication and advocacy strategy include youth components? Was accessibility for young people with disabilities taken into consideration? Were campaigns activated in Youth2030 priority areas?	19	●	●	●		
Meaningful youth engagement – UNCT-led projects and campaigns	In which categories of UNCT-led projects and campaigns (see above) were youth meaningfully engaged ?	6.5	●	●	●		
Youth focus in UN Sustainable Development Cooperation Frameworks (UNSDCFs)							
Youth situational analyses in common country analyses	To what extent does the common country analysis of the UNCT include a gendered, youth situational analysis ?	1	●	●	●		
Results for youth in UNSDCFs	Does the UNSDCF (or equivalent) include results for youth at the output and/or outcome level?	2	●	●	●		
Youth2030 in joint workplans and Business Operations Strategy (BOS) implementation plans of UNCTs	To what extent did the UNCT joint workplan of results/thematic group(s) include Youth2030 activities?	3.1	●	●	●		
	Did the UNCT BOS implementation plan include Youth2030 activities?	3.2	●	●	●		
Funding for youth results in UNSDCFs	What proportion of the planned budget was funded for the achievement of results for youth?	4.1	●	●	●		
	What proportion of the available funding was utilized for the achievement of results for youth?	4.2	●	●	●		
Transparency of youth results in UNCTs	Did the UNCT annual report include reporting on joint programming for youth ? If yes, is it available publicly?	5	●	●	●		
Meaningful youth engagement – UNSDCF processes of UNCTs**	In which UNSDCF processes (see above) of the UNCT were youth meaningfully engaged ?	6.3	●	●	●		
UNCT leadership, culture, architecture and capacities for youth							
Youth coordination architecture in UNCTs	What type of coordination mechanism did the UNCT have in place for coherent UN youth programmes ?	7	●	●	●		
Capacities for Youth2030 implementation in UNCTs	Were UNCT staff sensitized on Youth2030 implementation?	8	●	●	●		
Youth workforce in UNCTs	To what extent did the UNCT introduce innovations in human resources management (common service line) in the BOS to increase the share of the youth workforce (<35 years)?	9	●	●	●		
Fair and quality internships in UNCTs	To what extent did the UNCT introduce innovations in human resources management (common service line) in the BOS to increase opportunities and improve the fairness and quality of internships ?	10	●	●	●		
Meaningful youth engagement – Leadership and culture in UNCTs	What UNCT policies and processes were in place for meaningful youth engagement ?	6.1	●	●	●		
	Did the UNCT engage diverse youth ?	6.2	●	●	●		

* Data on KPI 20 available only for the 2020 reporting period.

** Data on KPI 6.3: a) available for 104 out of 130 UNCTs for the 2021 reporting period; b) scoring for all 131 UNCTs available and based on modified criteria for the 2022 reporting period.

How to read Key Performance Indicators (KPIs): FOR youth WITH youth

How to read scores: At milestone Moving forward Getting ready

For detailed KPI scoring criteria, see the Youth2030 UNCT Scorecard [↗](#)

Short description of KPI	Question	Year	2020	2021	2022	2023	2024
		KPI #					
UNCTs, youth, COVID-19 response and recovery							
UN Country Teams (UNCTs), COVID-19 response and recovery plan, youth*	To what extent did the UNCT COVID-19 socioeconomic response and recovery plan include a focus on youth?	20					
UNCT support to Governments on youth and SDGs							
Leave No Youth Behind – assessment and action	To what extent did the UNCT strengthen the capacity of the Government to design and deliver data-driven strategies to Leave No Youth Behind in national sectoral plans?	11					
Policy alignment to SDGs and coherence for youth development	In what proportion of youth-related sectors did the UNCT strengthen the capacity of the Government to enhance policy alignment for sustainable development?	12.1					
	Did the UNCT strengthen the capacity of the Government to enhance the coherence of youth-related policies for sustainable development?	12.2					
Public finance for youth development	In what proportion of youth-related sectors did the UNCT strengthen the capacity of the Government to improve public financing for youth development?	13					
Disaggregated data on youth for decision-making	In what proportion of youth-related sectors did the UNCT strengthen the capacity of the Government to increase the availability of youth-relevant, high-quality, timely and reliable disaggregated data ?	14					
Youth engagement in design, monitoring and review of in-country programmes	In what proportion of youth-related sectors did the UNCT strengthen the capacity of the Government to mainstream youth engagement in the design, monitoring, review and follow-up of sectoral programmes?	15					
In-country youth coordination mechanisms	To what extent did the UNCT strengthen the capacity of in-country institutional structures/mechanisms for the multisectoral and multistakeholder coordination of youth programmes?	16					
Meaningful youth engagement – UNCT support to Governments on SDGs	In what areas of UNCT support to the Government on the SDGs (see above) were youth meaningfully engaged ?	6.4					
UNCTs, youth-led solutions, knowledge exchange, communication and advocacy							
Investments in youth-led solutions	To what extent did the UNCT support investments in youth-led solutions (incubation and scaling)?	17					
UNCTs, youth and knowledge exchange	Did the UNCT's knowledge exchange plan include youth components? If yes, did the UNCT have committed funding for this?	18					
UNCTs, youth, communication and advocacy	Did the UNCT's joint communication and advocacy strategy include youth components? Was accessibility for young people with disabilities taken into consideration? Were campaigns activated in Youth2030 priority areas?	19					
Meaningful youth engagement – UNCT-led projects and campaigns	In which categories of UNCT-led projects and campaigns (see above) were youth meaningfully engaged ?	6.5					
Youth focus in UN Sustainable Development Cooperation Frameworks (UNSDCFs)							
Youth situational analyses in common country analyses	To what extent does the common country analysis of the UNCT include a gendered, youth situational analysis ?	1					
Results for youth in UNSDCFs	Does the UNSDCF (or equivalent) include results for youth at the output and/or outcome level?	2					
Youth2030 in joint workplans and Business Operations Strategy (BOS) implementation plans of UNCTs	To what extent did the UNCT joint workplan of results/thematic group(s) include Youth2030 activities?	3.1					
	Did the UNCT BOS implementation plan include Youth2030 activities?	3.2					
Funding for youth results in UNSDCFs	What proportion of the planned budget was funded for the achievement of results for youth?	4.1					
	What proportion of the available funding was utilized for the achievement of results for youth?	4.2					
Transparency of youth results in UNCTs	Did the UNCT annual report include reporting on joint programming for youth ? If yes, is it available publicly?	5					
Meaningful youth engagement – UNSDCF processes of UNCTs**	In which UNSDCF processes (see above) of the UNCT were youth meaningfully engaged ?	6.3					
UNCT leadership, culture, architecture and capacities for youth							
Youth coordination architecture in UNCTs	What type of coordination mechanism did the UNCT have in place for coherent UN youth programmes ?	7					
Capacities for Youth2030 implementation in UNCTs	Were UNCT staff sensitized on Youth2030 implementation?	8					
Youth workforce in UNCTs	To what extent did the UNCT introduce innovations in human resources management (common service line) in the BOS to increase the share of the youth workforce (<35 years)?	9					
Fair and quality internships in UNCTs	To what extent did the UNCT introduce innovations in human resources management (common service line) in the BOS to increase opportunities and improve the fairness and quality of internships ?	10					
Meaningful youth engagement – Leadership and culture in UNCTs	What UNCT policies and processes were in place for meaningful youth engagement ?	6.1					
	Did the UNCT engage diverse youth ?	6.2					

* Data on KPI 20 available only for the 2020 reporting period.

** Data on KPI 6.3: a) available for 104 out of 130 UNCTs for the 2021 reporting period; b) scoring for all 131 UNCTs available and based on modified criteria for the 2022 reporting period.

How to read Key Performance Indicators (KPIs): FOR youth WITH youth

How to read scores: At milestone Moving forward Getting ready

For detailed KPI scoring criteria, see the Youth2030 UNCT Scorecard [↗](#)

Short description of KPI	Question	Year	2020	2021	2022	2023	2024
		KPI #					
UNCTs, youth, COVID-19 response and recovery							
UN Country Teams (UNCTs), COVID-19 response and recovery plan, youth*	To what extent did the UNCT COVID-19 socioeconomic response and recovery plan include a focus on youth?	20					
UNCT support to Governments on youth and SDGs							
Leave No Youth Behind – assessment and action	To what extent did the UNCT strengthen the capacity of the Government to design and deliver data-driven strategies to Leave No Youth Behind in national sectoral plans?	11					
Policy alignment to SDGs and coherence for youth development	In what proportion of youth-related sectors did the UNCT strengthen the capacity of the Government to enhance policy alignment for sustainable development?	12.1					
	Did the UNCT strengthen the capacity of the Government to enhance the coherence of youth-related policies for sustainable development?	12.2					
Public finance for youth development	In what proportion of youth-related sectors did the UNCT strengthen the capacity of the Government to improve public financing for youth development?	13					
Disaggregated data on youth for decision-making	In what proportion of youth-related sectors did the UNCT strengthen the capacity of the Government to increase the availability of youth-relevant, high-quality, timely and reliable disaggregated data ?	14					
Youth engagement in design, monitoring and review of in-country programmes	In what proportion of youth-related sectors did the UNCT strengthen the capacity of the Government to mainstream youth engagement in the design, monitoring, review and follow-up of sectoral programmes?	15					
In-country youth coordination mechanisms	To what extent did the UNCT strengthen the capacity of in-country institutional structures/mechanisms for the multisectoral and multistakeholder coordination of youth programmes?	16					
Meaningful youth engagement – UNCT support to Governments on SDGs	In what areas of UNCT support to the Government on the SDGs (see above) were youth meaningfully engaged ?	6.4					
UNCTs, youth-led solutions, knowledge exchange, communication and advocacy							
Investments in youth-led solutions	To what extent did the UNCT support investments in youth-led solutions (incubation and scaling)?	17					
UNCTs, youth and knowledge exchange	Did the UNCT's knowledge exchange plan include youth components? If yes, did the UNCT have committed funding for this?	18					
UNCTs, youth, communication and advocacy	Did the UNCT's joint communication and advocacy strategy include youth components? Was accessibility for young people with disabilities taken into consideration? Were campaigns activated in Youth2030 priority areas?	19					
Meaningful youth engagement – UNCT-led projects and campaigns	In which categories of UNCT-led projects and campaigns (see above) were youth meaningfully engaged ?	6.5					
Youth focus in UN Sustainable Development Cooperation Frameworks (UNSDCFs)							
Youth situational analyses in common country analyses	To what extent does the common country analysis of the UNCT include a gendered, youth situational analysis ?	1					
Results for youth in UNSDCFs	Does the UNSDCF (or equivalent) include results for youth at the output and/or outcome level?	2					
Youth2030 in joint workplans and Business Operations Strategy (BOS) implementation plans of UNCTs	To what extent did the UNCT joint workplan of results/thematic group(s) include Youth2030 activities?	3.1					
	Did the UNCT BOS implementation plan include Youth2030 activities?	3.2					
Funding for youth results in UNSDCFs	What proportion of the planned budget was funded for the achievement of results for youth?	4.1					
	What proportion of the available funding was utilized for the achievement of results for youth?	4.2					
Transparency of youth results in UNCTs	Did the UNCT annual report include reporting on joint programming for youth ? If yes, is it available publicly?	5					
Meaningful youth engagement – UNSDCF processes of UNCTs**	In which UNSDCF processes (see above) of the UNCT were youth meaningfully engaged ?	6.3					
UNCT leadership, culture, architecture and capacities for youth							
Youth coordination architecture in UNCTs	What type of coordination mechanism did the UNCT have in place for coherent UN youth programmes ?	7					
Capacities for Youth2030 implementation in UNCTs	Were UNCT staff sensitized on Youth2030 implementation?	8					
Youth workforce in UNCTs	To what extent did the UNCT introduce innovations in human resources management (common service line) in the BOS to increase the share of the youth workforce (<35 years)?	9					
Fair and quality internships in UNCTs	To what extent did the UNCT introduce innovations in human resources management (common service line) in the BOS to increase opportunities and improve the fairness and quality of internships ?	10					
Meaningful youth engagement – Leadership and culture in UNCTs	What UNCT policies and processes were in place for meaningful youth engagement ?	6.1					
	Did the UNCT engage diverse youth ?	6.2					

* Data on KPI 20 available only for the 2020 reporting period.

** Data on KPI 6.3: a) available for 104 out of 130 UNCTs for the 2021 reporting period; b) scoring for all 131 UNCTs available and based on modified criteria for the 2022 reporting period.

How to read Key Performance Indicators (KPIs): FOR youth WITH youth

How to read scores: ● At milestone ● Moving forward ● Getting ready

For detailed KPI scoring criteria, see the Youth2030 UNCT Scorecard [↗](#)

Short description of KPI	Question	Year	2020	2021	2022	2023	2024
		KPI #					
UNCTs, youth, COVID-19 response and recovery							
UN Country Teams (UNCTs), COVID-19 response and recovery plan, youth*	To what extent did the UNCT COVID-19 socioeconomic response and recovery plan include a focus on youth?	20	●	✕	✕		
UNCT support to Governments on youth and SDGs							
Leave No Youth Behind – assessment and action	To what extent did the UNCT strengthen the capacity of the Government to design and deliver data-driven strategies to Leave No Youth Behind in national sectoral plans?	11	●	●	●		
Policy alignment to SDGs and coherence for youth development	In what proportion of youth-related sectors did the UNCT strengthen the capacity of the Government to enhance policy alignment for sustainable development?	12.1	●	●	●		
	Did the UNCT strengthen the capacity of the Government to enhance the coherence of youth-related policies for sustainable development?	12.2	●	●	●		
Public finance for youth development	In what proportion of youth-related sectors did the UNCT strengthen the capacity of the Government to improve public financing for youth development?	13	●	●	●		
Disaggregated data on youth for decision-making	In what proportion of youth-related sectors did the UNCT strengthen the capacity of the Government to increase the availability of youth-relevant, high-quality, timely and reliable disaggregated data ?	14	●	●	●		
Youth engagement in design, monitoring and review of in-country programmes	In what proportion of youth-related sectors did the UNCT strengthen the capacity of the Government to mainstream youth engagement in the design, monitoring, review and follow-up of sectoral programmes?	15	●	●	●		
In-country youth coordination mechanisms	To what extent did the UNCT strengthen the capacity of in-country institutional structures/mechanisms for the multisectoral and multistakeholder coordination of youth programmes?	16	●	●	●		
Meaningful youth engagement – UNCT support to Governments on SDGs	In what areas of UNCT support to the Government on the SDGs (see above) were youth meaningfully engaged ?	6.4	●	●	●		
UNCTs, youth-led solutions, knowledge exchange, communication and advocacy							
Investments in youth-led solutions	To what extent did the UNCT support investments in youth-led solutions (incubation and scaling)?	17	●	●	●		
UNCTs, youth and knowledge exchange	Did the UNCT's knowledge exchange plan include youth components? If yes, did the UNCT have committed funding for this?	18	●	●	●		
UNCTs, youth, communication and advocacy	Did the UNCT's joint communication and advocacy strategy include youth components? Was accessibility for young people with disabilities taken into consideration? Were campaigns activated in Youth2030 priority areas?	19	●	●	●		
Meaningful youth engagement – UNCT-led projects and campaigns	In which categories of UNCT-led projects and campaigns (see above) were youth meaningfully engaged ?	6.5	●	●	●		
Youth focus in UN Sustainable Development Cooperation Frameworks (UNSDCFs)							
Youth situational analyses in common country analyses	To what extent does the common country analysis of the UNCT include a gendered, youth situational analysis ?	1	●	●	●		
Results for youth in UNSDCFs	Does the UNSDCF (or equivalent) include results for youth at the output and/or outcome level?	2	●	●	●		
Youth2030 in joint workplans and Business Operations Strategy (BOS) implementation plans of UNCTs	To what extent did the UNCT joint workplan of results/thematic group(s) include Youth2030 activities?	3.1	●	●	●		
	Did the UNCT BOS implementation plan include Youth2030 activities?	3.2	●	●	●		
Funding for youth results in UNSDCFs	What proportion of the planned budget was funded for the achievement of results for youth?	4.1	●	●	●		
	What proportion of the available funding was utilized for the achievement of results for youth?	4.2	●	●	●		
Transparency of youth results in UNCTs	Did the UNCT annual report include reporting on joint programming for youth ? If yes, is it available publicly?	5	●	●	●		
Meaningful youth engagement – UNSDCF processes of UNCTs**	In which UNSDCF processes (see above) of the UNCT were youth meaningfully engaged ?	6.3	●	●	●		
UNCT leadership, culture, architecture and capacities for youth							
Youth coordination architecture in UNCTs	What type of coordination mechanism did the UNCT have in place for coherent UN youth programmes ?	7	●	●	●		
Capacities for Youth2030 implementation in UNCTs	Were UNCT staff sensitized on Youth2030 implementation?	8	●	●	●		
Youth workforce in UNCTs	To what extent did the UNCT introduce innovations in human resources management (common service line) in the BOS to increase the share of the youth workforce (<35 years)?	9	●	●	●		
Fair and quality internships in UNCTs	To what extent did the UNCT introduce innovations in human resources management (common service line) in the BOS to increase opportunities and improve the fairness and quality of internships ?	10	●	●	●		
Meaningful youth engagement – Leadership and culture in UNCTs	What UNCT policies and processes were in place for meaningful youth engagement ?	6.1	●	●	●		
	Did the UNCT engage diverse youth ?	6.2	●	●	●		

* Data on KPI 20 available only for the 2020 reporting period.

** Data on KPI 6.3: a) available for 104 out of 130 UNCTs for the 2021 reporting period; b) scoring for all 131 UNCTs available and based on modified criteria for the 2022 reporting period.

How to read Key Performance Indicators (KPIs): FOR youth WITH youth

How to read scores: At milestone Moving forward Getting ready

For detailed KPI scoring criteria, see the Youth2030 UNCT Scorecard [↗](#)

Short description of KPI	Question	Year	2020	2021	2022	2023	2024
		KPI #					
UNCTs, youth, COVID-19 response and recovery							
UN Country Teams (UNCTs), COVID-19 response and recovery plan, youth*	To what extent did the UNCT COVID-19 socioeconomic response and recovery plan include a focus on youth?	20					
UNCT support to Governments on youth and SDGs							
Leave No Youth Behind – assessment and action	To what extent did the UNCT strengthen the capacity of the Government to design and deliver data-driven strategies to Leave No Youth Behind in national sectoral plans?	11					
Policy alignment to SDGs and coherence for youth development	In what proportion of youth-related sectors did the UNCT strengthen the capacity of the Government to enhance policy alignment for sustainable development?	12.1					
	Did the UNCT strengthen the capacity of the Government to enhance the coherence of youth-related policies for sustainable development?	12.2					
Public finance for youth development	In what proportion of youth-related sectors did the UNCT strengthen the capacity of the Government to improve public financing for youth development?	13					
Disaggregated data on youth for decision-making	In what proportion of youth-related sectors did the UNCT strengthen the capacity of the Government to increase the availability of youth-relevant, high-quality, timely and reliable disaggregated data ?	14					
Youth engagement in design, monitoring and review of in-country programmes	In what proportion of youth-related sectors did the UNCT strengthen the capacity of the Government to mainstream youth engagement in the design, monitoring, review and follow-up of sectoral programmes?	15					
In-country youth coordination mechanisms	To what extent did the UNCT strengthen the capacity of in-country institutional structures/mechanisms for the multisectoral and multistakeholder coordination of youth programmes?	16					
Meaningful youth engagement – UNCT support to Governments on SDGs	In what areas of UNCT support to the Government on the SDGs (see above) were youth meaningfully engaged ?	6.4					
UNCTs, youth-led solutions, knowledge exchange, communication and advocacy							
Investments in youth-led solutions	To what extent did the UNCT support investments in youth-led solutions (incubation and scaling)?	17					
UNCTs, youth and knowledge exchange	Did the UNCT's knowledge exchange plan include youth components? If yes, did the UNCT have committed funding for this?	18					
UNCTs, youth, communication and advocacy	Did the UNCT's joint communication and advocacy strategy include youth components? Was accessibility for young people with disabilities taken into consideration? Were campaigns activated in Youth2030 priority areas?	19					
Meaningful youth engagement – UNCT-led projects and campaigns	In which categories of UNCT-led projects and campaigns (see above) were youth meaningfully engaged ?	6.5					
Youth focus in UN Sustainable Development Cooperation Frameworks (UNSDCFs)							
Youth situational analyses in common country analyses	To what extent does the common country analysis of the UNCT include a gendered, youth situational analysis ?	1					
Results for youth in UNSDCFs	Does the UNSDCF (or equivalent) include results for youth at the output and/or outcome level?	2					
Youth2030 in joint workplans and Business Operations Strategy (BOS) implementation plans of UNCTs	To what extent did the UNCT joint workplan of results/thematic group(s) include Youth2030 activities?	3.1					
	Did the UNCT BOS implementation plan include Youth2030 activities?	3.2					
Funding for youth results in UNSDCFs	What proportion of the planned budget was funded for the achievement of results for youth?	4.1					
	What proportion of the available funding was utilized for the achievement of results for youth?	4.2					
Transparency of youth results in UNCTs	Did the UNCT annual report include reporting on joint programming for youth ? If yes, is it available publicly?	5					
Meaningful youth engagement – UNSDCF processes of UNCTs**	In which UNSDCF processes (see above) of the UNCT were youth meaningfully engaged ?	6.3					
UNCT leadership, culture, architecture and capacities for youth							
Youth coordination architecture in UNCTs	What type of coordination mechanism did the UNCT have in place for coherent UN youth programmes ?	7					
Capacities for Youth2030 implementation in UNCTs	Were UNCT staff sensitized on Youth2030 implementation?	8					
Youth workforce in UNCTs	To what extent did the UNCT introduce innovations in human resources management (common service line) in the BOS to increase the share of the youth workforce (<35 years)?	9					
Fair and quality internships in UNCTs	To what extent did the UNCT introduce innovations in human resources management (common service line) in the BOS to increase opportunities and improve the fairness and quality of internships ?	10					
Meaningful youth engagement – Leadership and culture in UNCTs	What UNCT policies and processes were in place for meaningful youth engagement ?	6.1					
	Did the UNCT engage diverse youth ?	6.2					

* Data on KPI 20 available only for the 2020 reporting period.

** Data on KPI 6.3: a) available for 104 out of 130 UNCTs for the 2021 reporting period; b) scoring for all 131 UNCTs available and based on modified criteria for the 2022 reporting period.

How to read Key Performance Indicators (KPIs): FOR youth WITH youth

How to read scores: At milestone Moving forward Getting ready

For detailed KPI scoring criteria, see the Youth2030 UNCT Scorecard [↗](#)

Short description of KPI	Question	Year	2020	2021	2022	2023	2024
		KPI #					
UNCTs, youth, COVID-19 response and recovery							
UN Country Teams (UNCTs), COVID-19 response and recovery plan, youth*	To what extent did the UNCT COVID-19 socioeconomic response and recovery plan include a focus on youth?	20					
UNCT support to Governments on youth and SDGs							
Leave No Youth Behind – assessment and action	To what extent did the UNCT strengthen the capacity of the Government to design and deliver data-driven strategies to Leave No Youth Behind in national sectoral plans?	11					
Policy alignment to SDGs and coherence for youth development	In what proportion of youth-related sectors did the UNCT strengthen the capacity of the Government to enhance policy alignment for sustainable development?	12.1					
	Did the UNCT strengthen the capacity of the Government to enhance the coherence of youth-related policies for sustainable development?	12.2					
Public finance for youth development	In what proportion of youth-related sectors did the UNCT strengthen the capacity of the Government to improve public financing for youth development?	13					
Disaggregated data on youth for decision-making	In what proportion of youth-related sectors did the UNCT strengthen the capacity of the Government to increase the availability of youth-relevant, high-quality, timely and reliable disaggregated data ?	14					
Youth engagement in design, monitoring and review of in-country programmes	In what proportion of youth-related sectors did the UNCT strengthen the capacity of the Government to mainstream youth engagement in the design, monitoring, review and follow-up of sectoral programmes?	15					
In-country youth coordination mechanisms	To what extent did the UNCT strengthen the capacity of in-country institutional structures/mechanisms for the multisectoral and multistakeholder coordination of youth programmes?	16					
Meaningful youth engagement – UNCT support to Governments on SDGs	In what areas of UNCT support to the Government on the SDGs (see above) were youth meaningfully engaged ?	6.4					
UNCTs, youth-led solutions, knowledge exchange, communication and advocacy							
Investments in youth-led solutions	To what extent did the UNCT support investments in youth-led solutions (incubation and scaling)?	17					
UNCTs, youth and knowledge exchange	Did the UNCT's knowledge exchange plan include youth components? If yes, did the UNCT have committed funding for this?	18					
UNCTs, youth, communication and advocacy	Did the UNCT's joint communication and advocacy strategy include youth components? Was accessibility for young people with disabilities taken into consideration? Were campaigns activated in Youth2030 priority areas?	19					
Meaningful youth engagement – UNCT-led projects and campaigns	In which categories of UNCT-led projects and campaigns (see above) were youth meaningfully engaged ?	6.5					
Youth focus in UN Sustainable Development Cooperation Frameworks (UNSDCFs)							
Youth situational analyses in common country analyses	To what extent does the common country analysis of the UNCT include a gendered, youth situational analysis ?	1					
Results for youth in UNSDCF	Does the UNSDCF (or equivalent) include results for youth at the output and/or outcome level?	2					
Youth2030 in joint workplans and Business Operations Strategy (BOS) implementation plans of UNCTs	To what extent did the UNCT joint workplan of results/thematic group(s) include Youth2030 activities?	3.1					
	Did the UNCT BOS implementation plan include Youth2030 activities?	3.2					
Funding for youth results in UNSDCF	What proportion of the planned budget was funded for the achievement of results for youth?	4.1					
	What proportion of the available funding was utilized for the achievement of results for youth?	4.2					
Transparency of youth results in UNCTs	Did the UNCT annual report include reporting on joint programming for youth ? If yes, is it available publicly?	5					
Meaningful youth engagement – UNSDCF processes of UNCTs**	In which UNSDCF processes (see above) of the UNCT were youth meaningfully engaged ?	6.3					
UNCT leadership, culture, architecture and capacities for youth							
Youth coordination architecture in UNCTs	What type of coordination mechanism did the UNCT have in place for coherent UN youth programmes ?	7					
Capacities for Youth2030 implementation in UNCTs	Were UNCT staff sensitized on Youth2030 implementation?	8					
Youth workforce in UNCTs	To what extent did the UNCT introduce innovations in human resources management (common service line) in the BOS to increase the share of the youth workforce (<35 years)?	9					
Fair and quality internships in UNCTs	To what extent did the UNCT introduce innovations in human resources management (common service line) in the BOS to increase opportunities and improve the fairness and quality of internships ?	10					
Meaningful youth engagement – Leadership and culture in UNCTs	What UNCT policies and processes were in place for meaningful youth engagement ?	6.1					
	Did the UNCT engage diverse youth ?	6.2					

* Data on KPI 20 available only for the 2020 reporting period.

** Data on KPI 6.3: a) available for 104 out of 130 UNCTs for the 2021 reporting period; b) scoring for all 131 UNCTs available and based on modified criteria for the 2022 reporting period.

How to read Key Performance Indicators (KPIs): FOR youth WITH youth

How to read scores: At milestone Moving forward Getting ready

For detailed KPI scoring criteria, see the Youth2030 UNCT Scorecard [↗](#)

Short description of KPI	Question	Year	2020	2021	2022	2023	2024
		KPI #					
UNCTs, youth, COVID-19 response and recovery							
UN Country Teams (UNCTs), COVID-19 response and recovery plan, youth*	To what extent did the UNCT COVID-19 socioeconomic response and recovery plan include a focus on youth?	20					
UNCT support to Governments on youth and SDGs							
Leave No Youth Behind – assessment and action	To what extent did the UNCT strengthen the capacity of the Government to design and deliver data-driven strategies to Leave No Youth Behind in national sectoral plans?	11					
Policy alignment to SDGs and coherence for youth development	In what proportion of youth-related sectors did the UNCT strengthen the capacity of the Government to enhance policy alignment for sustainable development?	12.1					
	Did the UNCT strengthen the capacity of the Government to enhance the coherence of youth-related policies for sustainable development?	12.2					
Public finance for youth development	In what proportion of youth-related sectors did the UNCT strengthen the capacity of the Government to improve public financing for youth development?	13					
Disaggregated data on youth for decision-making	In what proportion of youth-related sectors did the UNCT strengthen the capacity of the Government to increase the availability of youth-relevant, high-quality, timely and reliable disaggregated data ?	14					
Youth engagement in design, monitoring and review of in-country programmes	In what proportion of youth-related sectors did the UNCT strengthen the capacity of the Government to mainstream youth engagement in the design, monitoring, review and follow-up of sectoral programmes?	15					
In-country youth coordination mechanisms	To what extent did the UNCT strengthen the capacity of in-country institutional structures/mechanisms for the multisectoral and multistakeholder coordination of youth programmes?	16					
Meaningful youth engagement – UNCT support to Governments on SDGs	In what areas of UNCT support to the Government on the SDGs (see above) were youth meaningfully engaged ?	6.4					
UNCTs, youth-led solutions, knowledge exchange, communication and advocacy							
Investments in youth-led solutions	To what extent did the UNCT support investments in youth-led solutions (incubation and scaling)?	17					
UNCTs, youth and knowledge exchange	Did the UNCT's knowledge exchange plan include youth components? If yes, did the UNCT have committed funding for this?	18					
UNCTs, youth, communication and advocacy	Did the UNCT's joint communication and advocacy strategy include youth components? Was accessibility for young people with disabilities taken into consideration? Were campaigns activated in Youth2030 priority areas?	19					
Meaningful youth engagement – UNCT-led projects and campaigns	In which categories of UNCT-led projects and campaigns (see above) were youth meaningfully engaged ?	6.5					
Youth focus in UN Sustainable Development Cooperation Frameworks (UNSDCFs)							
Youth situational analyses in common country analyses	To what extent does the common country analysis of the UNCT include a gendered, youth situational analysis ?	1					
Results for youth in UNSDCFs	Does the UNSDCF (or equivalent) include results for youth at the output and/or outcome level?	2					
Youth2030 in joint workplans and Business Operations Strategy (BOS) implementation plans of UNCTs	To what extent did the UNCT joint workplan of results/thematic group(s) include Youth2030 activities?	3.1					
	Did the UNCT BOS implementation plan include Youth2030 activities?	3.2					
Funding for youth results in UNSDCFs	What proportion of the planned budget was funded for the achievement of results for youth?	4.1					
	What proportion of the available funding was utilized for the achievement of results for youth?	4.2					
Transparency of youth results in UNCTs	Did the UNCT annual report include reporting on joint programming for youth ? If yes, is it available publicly?	5					
Meaningful youth engagement – UNSDCF processes of UNCTs**	In which UNSDCF processes (see above) of the UNCT were youth meaningfully engaged ?	6.3					
UNCT leadership, culture, architecture and capacities for youth							
Youth coordination architecture in UNCTs	What type of coordination mechanism did the UNCT have in place for coherent UN youth programmes ?	7					
Capacities for Youth2030 implementation in UNCTs	Were UNCT staff sensitized on Youth2030 implementation?	8					
Youth workforce in UNCTs	To what extent did the UNCT introduce innovations in human resources management (common service line) in the BOS to increase the share of the youth workforce (<35 years)?	9					
Fair and quality internships in UNCTs	To what extent did the UNCT introduce innovations in human resources management (common service line) in the BOS to increase opportunities and improve the fairness and quality of internships ?	10					
Meaningful youth engagement – Leadership and culture in UNCTs	What UNCT policies and processes were in place for meaningful youth engagement ?	6.1					
	Did the UNCT engage diverse youth ?	6.2					

* Data on KPI 20 available only for the 2020 reporting period.

** Data on KPI 6.3: a) available for 104 out of 130 UNCTs for the 2021 reporting period; b) scoring for all 131 UNCTs available and based on modified criteria for the 2022 reporting period.

How to read Key Performance Indicators (KPIs): FOR youth WITH youth

How to read scores: At milestone Moving forward Getting ready

For detailed KPI scoring criteria, see the Youth2030 UNCT Scorecard [↗](#)

Short description of KPI	Question	Year	2020	2021	2022	2023	2024
		KPI #					
UNCTs, youth, COVID-19 response and recovery							
UN Country Teams (UNCTs), COVID-19 response and recovery plan, youth**	To what extent did the UNCT COVID-19 socioeconomic response and recovery plan include a focus on youth?	20					
UNCT support to Governments on youth and SDGs							
Leave No Youth Behind – assessment and action	To what extent did the UNCT strengthen the capacity of the Government to design and deliver data-driven strategies to Leave No Youth Behind in national sectoral plans?	11					
Policy alignment to SDGs and coherence for youth development	In what proportion of youth-related sectors did the UNCT strengthen the capacity of the Government to enhance policy alignment for sustainable development?	12.1					
	Did the UNCT strengthen the capacity of the Government to enhance the coherence of youth-related policies for sustainable development?	12.2					
Public finance for youth development	In what proportion of youth-related sectors did the UNCT strengthen the capacity of the Government to improve public financing for youth development?	13					
Disaggregated data on youth for decision-making	In what proportion of youth-related sectors did the UNCT strengthen the capacity of the Government to increase the availability of youth-relevant, high-quality, timely and reliable disaggregated data ?	14					
Youth engagement in design, monitoring and review of in-country programmes	In what proportion of youth-related sectors did the UNCT strengthen the capacity of the Government to mainstream youth engagement in the design, monitoring, review and follow-up of sectoral programmes?	15					
In-country youth coordination mechanisms	To what extent did the UNCT strengthen the capacity of in-country institutional structures/mechanisms for the multisectoral and multistakeholder coordination of youth programmes?	16					
Meaningful youth engagement – UNCT support to Governments on SDGs	In what areas of UNCT support to the Government on the SDGs (see above) were youth meaningfully engaged ?	6.4					
UNCTs, youth-led solutions, knowledge exchange, communication and advocacy							
Investments in youth-led solutions	To what extent did the UNCT support investments in youth-led solutions (incubation and scaling)?	17					
UNCTs, youth and knowledge exchange	Did the UNCT's knowledge exchange plan include youth components? If yes, did the UNCT have committed funding for this?	18					
UNCTs, youth, communication and advocacy	Did the UNCT's joint communication and advocacy strategy include youth components? Was accessibility for young people with disabilities taken into consideration? Were campaigns activated in Youth2030 priority areas?	19					
Meaningful youth engagement – UNCT-led projects and campaigns	In which categories of UNCT-led projects and campaigns (see above) were youth meaningfully engaged ?	6.5					
Youth focus in UN Sustainable Development Cooperation Frameworks (UNSDCFs)							
Youth situational analyses in common country analyses	To what extent does the common country analysis of the UNCT include a gendered, youth situational analysis ?	1					
Results for youth in UNSDCF	Does the UNSDCF (or equivalent) include results for youth at the output and/or outcome level?	2					
Youth2030 in joint workplans and Business Operations Strategy (BOS) implementation plans of UNCTs	To what extent did the UNCT joint workplan of results/thematic group(s) include Youth2030 activities?	3.1					
	Did the UNCT BOS implementation plan include Youth2030 activities?	3.2					
Funding for youth results in UNSDCF	What proportion of the planned budget was funded for the achievement of results for youth?	4.1					
	What proportion of the available funding was utilized for the achievement of results for youth?	4.2					
Transparency of youth results in UNCTs	Did the UNCT annual report include reporting on joint programming for youth ? If yes, is it available publicly?	5					
Meaningful youth engagement – UNSDCF processes of UNCTs***	In which UNSDCF processes (see above) of the UNCT were youth meaningfully engaged ?	6.3					
UNCT leadership, culture, architecture and capacities for youth							
Youth coordination architecture in UNCTs	What type of coordination mechanism did the UNCT have in place for coherent UN youth programmes ?	7					
Capacities for Youth2030 implementation in UNCTs	Were UNCT staff sensitized on Youth2030 implementation?	8					
Youth workforce in UNCTs	To what extent did the UNCT introduce innovations in human resources management (common service line) in the BOS to increase the share of the youth workforce (<35 years)?	9					
Fair and quality internships in UNCTs	To what extent did the UNCT introduce innovations in human resources management (common service line) in the BOS to increase opportunities and improve the fairness and quality of internships ?	10					
Meaningful youth engagement – Leadership and culture in UNCTs	What UNCT policies and processes were in place for meaningful youth engagement ?	6.1					
	Did the UNCT engage diverse youth ?	6.2					

* Multi-Country Office for Brunei Darussalam, Malaysia and Singapore.

** Data on KPI 20 available only for the 2020 reporting period.

*** Data on KPI 6.3: a) available for 104 out of 130 UNCTs for the 2021 reporting period; b) scoring for all 131 UNCTs available and based on modified criteria for the 2022 reporting period.

How to read Key Performance Indicators (KPIs): FOR youth WITH youth

How to read scores: At milestone Moving forward Getting ready

For detailed KPI scoring criteria, see the Youth2030 UNCT Scorecard [↗](#)

Short description of KPI	Question	Year	2020	2021	2022	2023	2024
		KPI #					
UNCTs, youth, COVID-19 response and recovery							
UN Country Teams (UNCTs), COVID-19 response and recovery plan, youth*	To what extent did the UNCT COVID-19 socioeconomic response and recovery plan include a focus on youth?	20					
UNCT support to Governments on youth and SDGs							
Leave No Youth Behind – assessment and action	To what extent did the UNCT strengthen the capacity of the Government to design and deliver data-driven strategies to Leave No Youth Behind in national sectoral plans?	11					
Policy alignment to SDGs and coherence for youth development	In what proportion of youth-related sectors did the UNCT strengthen the capacity of the Government to enhance policy alignment for sustainable development?	12.1					
	Did the UNCT strengthen the capacity of the Government to enhance the coherence of youth-related policies for sustainable development?	12.2					
Public finance for youth development	In what proportion of youth-related sectors did the UNCT strengthen the capacity of the Government to improve public financing for youth development?	13					
Disaggregated data on youth for decision-making	In what proportion of youth-related sectors did the UNCT strengthen the capacity of the Government to increase the availability of youth-relevant, high-quality, timely and reliable disaggregated data ?	14					
Youth engagement in design, monitoring and review of in-country programmes	In what proportion of youth-related sectors did the UNCT strengthen the capacity of the Government to mainstream youth engagement in the design, monitoring, review and follow-up of sectoral programmes?	15					
In-country youth coordination mechanisms	To what extent did the UNCT strengthen the capacity of in-country institutional structures/mechanisms for the multisectoral and multistakeholder coordination of youth programmes?	16					
Meaningful youth engagement – UNCT support to Governments on SDGs	In what areas of UNCT support to the Government on the SDGs (see above) were youth meaningfully engaged ?	6.4					
UNCTs, youth-led solutions, knowledge exchange, communication and advocacy							
Investments in youth-led solutions	To what extent did the UNCT support investments in youth-led solutions (incubation and scaling)?	17					
UNCTs, youth and knowledge exchange	Did the UNCT's knowledge exchange plan include youth components? If yes, did the UNCT have committed funding for this?	18					
UNCTs, youth, communication and advocacy	Did the UNCT's joint communication and advocacy strategy include youth components? Was accessibility for young people with disabilities taken into consideration? Were campaigns activated in Youth2030 priority areas?	19					
Meaningful youth engagement – UNCT-led projects and campaigns	In which categories of UNCT-led projects and campaigns (see above) were youth meaningfully engaged ?	6.5					
Youth focus in UN Sustainable Development Cooperation Frameworks (UNSDCFs)							
Youth situational analyses in common country analyses	To what extent does the common country analysis of the UNCT include a gendered, youth situational analysis ?	1					
Results for youth in UNSDCFs	Does the UNSDCF (or equivalent) include results for youth at the output and/or outcome level?	2					
Youth2030 in joint workplans and Business Operations Strategy (BOS) implementation plans of UNCTs	To what extent did the UNCT joint workplan of results/thematic group(s) include Youth2030 activities?	3.1					
	Did the UNCT BOS implementation plan include Youth2030 activities?	3.2					
Funding for youth results in UNSDCFs	What proportion of the planned budget was funded for the achievement of results for youth?	4.1					
	What proportion of the available funding was utilized for the achievement of results for youth?	4.2					
Transparency of youth results in UNCTs	Did the UNCT annual report include reporting on joint programming for youth ? If yes, is it available publicly?	5					
Meaningful youth engagement – UNSDCF processes of UNCTs**	In which UNSDCF processes (see above) of the UNCT were youth meaningfully engaged ?	6.3					
UNCT leadership, culture, architecture and capacities for youth							
Youth coordination architecture in UNCTs	What type of coordination mechanism did the UNCT have in place for coherent UN youth programmes ?	7					
Capacities for Youth2030 implementation in UNCTs	Were UNCT staff sensitized on Youth2030 implementation?	8					
Youth workforce in UNCTs	To what extent did the UNCT introduce innovations in human resources management (common service line) in the BOS to increase the share of the youth workforce (<35 years)?	9					
Fair and quality internships in UNCTs	To what extent did the UNCT introduce innovations in human resources management (common service line) in the BOS to increase opportunities and improve the fairness and quality of internships ?	10					
Meaningful youth engagement – Leadership and culture in UNCTs	What UNCT policies and processes were in place for meaningful youth engagement ?	6.1					
	Did the UNCT engage diverse youth ?	6.2					

* Data on KPI 20 available only for the 2020 reporting period.

** Data on KPI 6.3: a) available for 104 out of 130 UNCTs for the 2021 reporting period; b) scoring for all 131 UNCTs available and based on modified criteria for the 2022 reporting period.

How to read Key Performance Indicators (KPIs): FOR youth WITH youth

How to read scores: At milestone Moving forward Getting ready

For detailed KPI scoring criteria, see the Youth2030 UNCT Scorecard [↗](#)

Short description of KPI	Question	Year	2020	2021	2022	2023	2024
		KPI #					
UNCTs, youth, COVID-19 response and recovery							
UN Country Teams (UNCTs), COVID-19 response and recovery plan, youth*	To what extent did the UNCT COVID-19 socioeconomic response and recovery plan include a focus on youth?	20					
UNCT support to Governments on youth and SDGs							
Leave No Youth Behind – assessment and action	To what extent did the UNCT strengthen the capacity of the Government to design and deliver data-driven strategies to Leave No Youth Behind in national sectoral plans?	11					
Policy alignment to SDGs and coherence for youth development	In what proportion of youth-related sectors did the UNCT strengthen the capacity of the Government to enhance policy alignment for sustainable development?	12.1					
	Did the UNCT strengthen the capacity of the Government to enhance the coherence of youth-related policies for sustainable development?	12.2					
Public finance for youth development	In what proportion of youth-related sectors did the UNCT strengthen the capacity of the Government to improve public financing for youth development?	13					
Disaggregated data on youth for decision-making	In what proportion of youth-related sectors did the UNCT strengthen the capacity of the Government to increase the availability of youth-relevant, high-quality, timely and reliable disaggregated data ?	14					
Youth engagement in design, monitoring and review of in-country programmes	In what proportion of youth-related sectors did the UNCT strengthen the capacity of the Government to mainstream youth engagement in the design, monitoring, review and follow-up of sectoral programmes?	15					
In-country youth coordination mechanisms	To what extent did the UNCT strengthen the capacity of in-country institutional structures/mechanisms for the multisectoral and multistakeholder coordination of youth programmes?	16					
Meaningful youth engagement – UNCT support to Governments on SDGs	In what areas of UNCT support to the Government on the SDGs (see above) were youth meaningfully engaged ?	6.4					
UNCTs, youth-led solutions, knowledge exchange, communication and advocacy							
Investments in youth-led solutions	To what extent did the UNCT support investments in youth-led solutions (incubation and scaling)?	17					
UNCTs, youth and knowledge exchange	Did the UNCT's knowledge exchange plan include youth components? If yes, did the UNCT have committed funding for this?	18					
UNCTs, youth, communication and advocacy	Did the UNCT's joint communication and advocacy strategy include youth components? Was accessibility for young people with disabilities taken into consideration? Were campaigns activated in Youth2030 priority areas?	19					
Meaningful youth engagement – UNCT-led projects and campaigns	In which categories of UNCT-led projects and campaigns (see above) were youth meaningfully engaged ?	6.5					
Youth focus in UN Sustainable Development Cooperation Frameworks (UNSDCFs)							
Youth situational analyses in common country analyses	To what extent does the common country analysis of the UNCT include a gendered, youth situational analysis ?	1					
Results for youth in UNSDCFs	Does the UNSDCF (or equivalent) include results for youth at the output and/or outcome level?	2					
Youth2030 in joint workplans and Business Operations Strategy (BOS) implementation plans of UNCTs	To what extent did the UNCT joint workplan of results/thematic group(s) include Youth2030 activities?	3.1					
	Did the UNCT BOS implementation plan include Youth2030 activities?	3.2					
Funding for youth results in UNSDCFs	What proportion of the planned budget was funded for the achievement of results for youth?	4.1					
	What proportion of the available funding was utilized for the achievement of results for youth?	4.2					
Transparency of youth results in UNCTs	Did the UNCT annual report include reporting on joint programming for youth ? If yes, is it available publicly?	5					
Meaningful youth engagement – UNSDCF processes of UNCTs**	In which UNSDCF processes (see above) of the UNCT were youth meaningfully engaged ?	6.3					
UNCT leadership, culture, architecture and capacities for youth							
Youth coordination architecture in UNCTs	What type of coordination mechanism did the UNCT have in place for coherent UN youth programmes ?	7					
Capacities for Youth2030 implementation in UNCTs	Were UNCT staff sensitized on Youth2030 implementation?	8					
Youth workforce in UNCTs	To what extent did the UNCT introduce innovations in human resources management (common service line) in the BOS to increase the share of the youth workforce (<35 years)?	9					
Fair and quality internships in UNCTs	To what extent did the UNCT introduce innovations in human resources management (common service line) in the BOS to increase opportunities and improve the fairness and quality of internships ?	10					
Meaningful youth engagement – Leadership and culture in UNCTs	What UNCT policies and processes were in place for meaningful youth engagement ?	6.1					
	Did the UNCT engage diverse youth ?	6.2					

* Data on KPI 20 available only for the 2020 reporting period.

** Data on KPI 6.3: a) available for 104 out of 130 UNCTs for the 2021 reporting period; b) scoring for all 131 UNCTs available and based on modified criteria for the 2022 reporting period.

How to read Key Performance Indicators (KPIs): FOR youth WITH youth

How to read scores: At milestone Moving forward Getting ready

For detailed KPI scoring criteria, see the Youth2030 UNCT Scorecard [↗](#)

Short description of KPI	Question	Year	2020	2021	2022	2023	2024
		KPI #					
UNCTs, youth, COVID-19 response and recovery							
UN Country Teams (UNCTs), COVID-19 response and recovery plan, youth*	To what extent did the UNCT COVID-19 socioeconomic response and recovery plan include a focus on youth?	20					
UNCT support to Governments on youth and SDGs							
Leave No Youth Behind – assessment and action	To what extent did the UNCT strengthen the capacity of the Government to design and deliver data-driven strategies to Leave No Youth Behind in national sectoral plans?	11					
Policy alignment to SDGs and coherence for youth development	In what proportion of youth-related sectors did the UNCT strengthen the capacity of the Government to enhance policy alignment for sustainable development?	12.1					
	Did the UNCT strengthen the capacity of the Government to enhance the coherence of youth-related policies for sustainable development?	12.2					
Public finance for youth development	In what proportion of youth-related sectors did the UNCT strengthen the capacity of the Government to improve public financing for youth development?	13					
Disaggregated data on youth for decision-making	In what proportion of youth-related sectors did the UNCT strengthen the capacity of the Government to increase the availability of youth-relevant, high-quality, timely and reliable disaggregated data ?	14					
Youth engagement in design, monitoring and review of in-country programmes	In what proportion of youth-related sectors did the UNCT strengthen the capacity of the Government to mainstream youth engagement in the design, monitoring, review and follow-up of sectoral programmes?	15					
In-country youth coordination mechanisms	To what extent did the UNCT strengthen the capacity of in-country institutional structures/mechanisms for the multisectoral and multistakeholder coordination of youth programmes?	16					
Meaningful youth engagement – UNCT support to Governments on SDGs	In what areas of UNCT support to the Government on the SDGs (see above) were youth meaningfully engaged ?	6.4					
UNCTs, youth-led solutions, knowledge exchange, communication and advocacy							
Investments in youth-led solutions	To what extent did the UNCT support investments in youth-led solutions (incubation and scaling)?	17					
UNCTs, youth and knowledge exchange	Did the UNCT's knowledge exchange plan include youth components? If yes, did the UNCT have committed funding for this?	18					
UNCTs, youth, communication and advocacy	Did the UNCT's joint communication and advocacy strategy include youth components? Was accessibility for young people with disabilities taken into consideration? Were campaigns activated in Youth2030 priority areas?	19					
Meaningful youth engagement – UNCT-led projects and campaigns	In which categories of UNCT-led projects and campaigns (see above) were youth meaningfully engaged ?	6.5					
Youth focus in UN Sustainable Development Cooperation Frameworks (UNSDCFs)							
Youth situational analyses in common country analyses	To what extent does the common country analysis of the UNCT include a gendered, youth situational analysis ?	1					
Results for youth in UNSDCFs	Does the UNSDCF (or equivalent) include results for youth at the output and/or outcome level?	2					
Youth2030 in joint workplans and Business Operations Strategy (BOS) implementation plans of UNCTs	To what extent did the UNCT joint workplan of results/thematic group(s) include Youth2030 activities?	3.1					
	Did the UNCT BOS implementation plan include Youth2030 activities?	3.2					
Funding for youth results in UNSDCFs	What proportion of the planned budget was funded for the achievement of results for youth?	4.1					
	What proportion of the available funding was utilized for the achievement of results for youth?	4.2					
Transparency of youth results in UNCTs	Did the UNCT annual report include reporting on joint programming for youth ? If yes, is it available publicly?	5					
Meaningful youth engagement – UNSDCF processes of UNCTs**	In which UNSDCF processes (see above) of the UNCT were youth meaningfully engaged ?	6.3					
UNCT leadership, culture, architecture and capacities for youth							
Youth coordination architecture in UNCTs	What type of coordination mechanism did the UNCT have in place for coherent UN youth programmes ?	7					
Capacities for Youth2030 implementation in UNCTs	Were UNCT staff sensitized on Youth2030 implementation?	8					
Youth workforce in UNCTs	To what extent did the UNCT introduce innovations in human resources management (common service line) in the BOS to increase the share of the youth workforce (<35 years)?	9					
Fair and quality internships in UNCTs	To what extent did the UNCT introduce innovations in human resources management (common service line) in the BOS to increase opportunities and improve the fairness and quality of internships ?	10					
Meaningful youth engagement – Leadership and culture in UNCTs	What UNCT policies and processes were in place for meaningful youth engagement ?	6.1					
	Did the UNCT engage diverse youth ?	6.2					

* Data on KPI 20 available only for the 2020 reporting period.

** Data on KPI 6.3: a) available for 104 out of 130 UNCTs for the 2021 reporting period; b) scoring for all 131 UNCTs available and based on modified criteria for the 2022 reporting period.

How to read Key Performance Indicators (KPIs): FOR youth WITH youth

How to read scores: At milestone Moving forward Getting ready

For detailed KPI scoring criteria, see the Youth2030 UNCT Scorecard [↗](#)

Short description of KPI	Question	Year	2020	2021	2022	2023	2024
		KPI #					
UNCTs, youth, COVID-19 response and recovery							
UN Country Teams (UNCTs), COVID-19 response and recovery plan, youth**	To what extent did the UNCT COVID-19 socioeconomic response and recovery plan include a focus on youth?	20					
UNCT support to Governments on youth and SDGs							
Leave No Youth Behind – assessment and action	To what extent did the UNCT strengthen the capacity of the Government to design and deliver data-driven strategies to Leave No Youth Behind in national sectoral plans?	11					
Policy alignment to SDGs and coherence for youth development	In what proportion of youth-related sectors did the UNCT strengthen the capacity of the Government to enhance policy alignment for sustainable development?	12.1					
	Did the UNCT strengthen the capacity of the Government to enhance the coherence of youth-related policies for sustainable development?	12.2					
Public finance for youth development	In what proportion of youth-related sectors did the UNCT strengthen the capacity of the Government to improve public financing for youth development?	13					
Disaggregated data on youth for decision-making	In what proportion of youth-related sectors did the UNCT strengthen the capacity of the Government to increase the availability of youth-relevant, high-quality, timely and reliable disaggregated data ?	14					
Youth engagement in design, monitoring and review of in-country programmes	In what proportion of youth-related sectors did the UNCT strengthen the capacity of the Government to mainstream youth engagement in the design, monitoring, review and follow-up of sectoral programmes?	15					
In-country youth coordination mechanisms	To what extent did the UNCT strengthen the capacity of in-country institutional structures/mechanisms for the multisectoral and multistakeholder coordination of youth programmes?	16					
Meaningful youth engagement – UNCT support to Governments on SDGs	In what areas of UNCT support to the Government on the SDGs (see above) were youth meaningfully engaged ?	6.4					
UNCTs, youth-led solutions, knowledge exchange, communication and advocacy							
Investments in youth-led solutions	To what extent did the UNCT support investments in youth-led solutions (incubation and scaling)?	17					
UNCTs, youth and knowledge exchange	Did the UNCT's knowledge exchange plan include youth components? If yes, did the UNCT have committed funding for this?	18					
UNCTs, youth, communication and advocacy	Did the UNCT's joint communication and advocacy strategy include youth components? Was accessibility for young people with disabilities taken into consideration? Were campaigns activated in Youth2030 priority areas?	19					
Meaningful youth engagement – UNCT-led projects and campaigns	In which categories of UNCT-led projects and campaigns (see above) were youth meaningfully engaged ?	6.5					
Youth focus in UN Sustainable Development Cooperation Frameworks (UNSDCFs)							
Youth situational analyses in common country analyses	To what extent does the common country analysis of the UNCT include a gendered, youth situational analysis ?	1					
Results for youth in UNSDCF	Does the UNSDCF (or equivalent) include results for youth at the output and/or outcome level?	2					
Youth2030 in joint workplans and Business Operations Strategy (BOS) implementation plans of UNCTs	To what extent did the UNCT joint workplan of results/thematic group(s) include Youth2030 activities?	3.1					
	Did the UNCT BOS implementation plan include Youth2030 activities?	3.2					
Funding for youth results in UNSDCF	What proportion of the planned budget was funded for the achievement of results for youth?	4.1					
	What proportion of the available funding was utilized for the achievement of results for youth?	4.2					
Transparency of youth results in UNCTs	Did the UNCT annual report include reporting on joint programming for youth ? If yes, is it available publicly?	5					
Meaningful youth engagement – UNSDCF processes of UNCTs***	In which UNSDCF processes (see above) of the UNCT were youth meaningfully engaged ?	6.3					
UNCT leadership, culture, architecture and capacities for youth							
Youth coordination architecture in UNCTs	What type of coordination mechanism did the UNCT have in place for coherent UN youth programmes ?	7					
Capacities for Youth2030 implementation in UNCTs	Were UNCT staff sensitized on Youth2030 implementation?	8					
Youth workforce in UNCTs	To what extent did the UNCT introduce innovations in human resources management (common service line) in the BOS to increase the share of the youth workforce (<35 years)?	9					
Fair and quality internships in UNCTs	To what extent did the UNCT introduce innovations in human resources management (common service line) in the BOS to increase opportunities and improve the fairness and quality of internships ?	10					
Meaningful youth engagement – Leadership and culture in UNCTs	What UNCT policies and processes were in place for meaningful youth engagement ?	6.1					
	Did the UNCT engage diverse youth ?	6.2					

* Multi-Country Office for Mauritius and Seychelles.

** Data on KPI 20 available only for the 2020 reporting period.

*** Data on KPI 6.3: a) available for 104 out of 130 UNCTs for the 2021 reporting period; b) scoring for all 131 UNCTs available and based on modified criteria for the 2022 reporting period.

How to read Key Performance Indicators (KPIs): FOR youth WITH youth

How to read scores: At milestone Moving forward Getting ready

For detailed KPI scoring criteria, see the Youth2030 UNCT Scorecard [↗](#)

Short description of KPI	Question	Year	2020	2021	2022	2023	2024
		KPI #					
UNCTs, youth, COVID-19 response and recovery							
UN Country Teams (UNCTs), COVID-19 response and recovery plan, youth*	To what extent did the UNCT COVID-19 socioeconomic response and recovery plan include a focus on youth?	20					
UNCT support to Governments on youth and SDGs							
Leave No Youth Behind – assessment and action	To what extent did the UNCT strengthen the capacity of the Government to design and deliver data-driven strategies to Leave No Youth Behind in national sectoral plans?	11					
Policy alignment to SDGs and coherence for youth development	In what proportion of youth-related sectors did the UNCT strengthen the capacity of the Government to enhance policy alignment for sustainable development?	12.1					
	Did the UNCT strengthen the capacity of the Government to enhance the coherence of youth-related policies for sustainable development?	12.2					
Public finance for youth development	In what proportion of youth-related sectors did the UNCT strengthen the capacity of the Government to improve public financing for youth development?	13					
Disaggregated data on youth for decision-making	In what proportion of youth-related sectors did the UNCT strengthen the capacity of the Government to increase the availability of youth-relevant, high-quality, timely and reliable disaggregated data ?	14					
Youth engagement in design, monitoring and review of in-country programmes	In what proportion of youth-related sectors did the UNCT strengthen the capacity of the Government to mainstream youth engagement in the design, monitoring, review and follow-up of sectoral programmes?	15					
In-country youth coordination mechanisms	To what extent did the UNCT strengthen the capacity of in-country institutional structures/mechanisms for the multisectoral and multistakeholder coordination of youth programmes?	16					
Meaningful youth engagement – UNCT support to Governments on SDGs	In what areas of UNCT support to the Government on the SDGs (see above) were youth meaningfully engaged ?	6.4					
UNCTs, youth-led solutions, knowledge exchange, communication and advocacy							
Investments in youth-led solutions	To what extent did the UNCT support investments in youth-led solutions (incubation and scaling)?	17					
UNCTs, youth and knowledge exchange	Did the UNCT's knowledge exchange plan include youth components? If yes, did the UNCT have committed funding for this?	18					
UNCTs, youth, communication and advocacy	Did the UNCT's joint communication and advocacy strategy include youth components? Was accessibility for young people with disabilities taken into consideration? Were campaigns activated in Youth2030 priority areas?	19					
Meaningful youth engagement – UNCT-led projects and campaigns	In which categories of UNCT-led projects and campaigns (see above) were youth meaningfully engaged ?	6.5					
Youth focus in UN Sustainable Development Cooperation Frameworks (UNSDCFs)							
Youth situational analyses in common country analyses	To what extent does the common country analysis of the UNCT include a gendered, youth situational analysis ?	1					
Results for youth in UNSDCFs	Does the UNSDCF (or equivalent) include results for youth at the output and/or outcome level?	2					
Youth2030 in joint workplans and Business Operations Strategy (BOS) implementation plans of UNCTs	To what extent did the UNCT joint workplan of results/thematic group(s) include Youth2030 activities?	3.1					
	Did the UNCT BOS implementation plan include Youth2030 activities?	3.2					
Funding for youth results in UNSDCFs	What proportion of the planned budget was funded for the achievement of results for youth?	4.1					
	What proportion of the available funding was utilized for the achievement of results for youth?	4.2					
Transparency of youth results in UNCTs	Did the UNCT annual report include reporting on joint programming for youth ? If yes, is it available publicly?	5					
Meaningful youth engagement – UNSDCF processes of UNCTs**	In which UNSDCF processes (see above) of the UNCT were youth meaningfully engaged ?	6.3					
UNCT leadership, culture, architecture and capacities for youth							
Youth coordination architecture in UNCTs	What type of coordination mechanism did the UNCT have in place for coherent UN youth programmes ?	7					
Capacities for Youth2030 implementation in UNCTs	Were UNCT staff sensitized on Youth2030 implementation?	8					
Youth workforce in UNCTs	To what extent did the UNCT introduce innovations in human resources management (common service line) in the BOS to increase the share of the youth workforce (<35 years)?	9					
Fair and quality internships in UNCTs	To what extent did the UNCT introduce innovations in human resources management (common service line) in the BOS to increase opportunities and improve the fairness and quality of internships ?	10					
Meaningful youth engagement – Leadership and culture in UNCTs	What UNCT policies and processes were in place for meaningful youth engagement ?	6.1					
	Did the UNCT engage diverse youth ?	6.2					

* Data on KPI 20 available only for the 2020 reporting period.

** Data on KPI 6.3: a) available for 104 out of 130 UNCTs for the 2021 reporting period; b) scoring for all 131 UNCTs available and based on modified criteria for the 2022 reporting period.

How to read Key Performance Indicators (KPIs): FOR youth WITH youth

How to read scores: At milestone Moving forward Getting ready

For detailed KPI scoring criteria, see the Youth2030 UNCT Scorecard [↗](#)

Short description of KPI	Question	Year	2020	2021	2022	2023	2024
		KPI #					
UNCTs, youth, COVID-19 response and recovery							
UN Country Teams (UNCTs), COVID-19 response and recovery plan, youth**	To what extent did the UNCT COVID-19 socioeconomic response and recovery plan include a focus on youth?	20					
UNCT support to Governments on youth and SDGs							
Leave No Youth Behind – assessment and action	To what extent did the UNCT strengthen the capacity of the Government to design and deliver data-driven strategies to Leave No Youth Behind in national sectoral plans?	11					
Policy alignment to SDGs and coherence for youth development	In what proportion of youth-related sectors did the UNCT strengthen the capacity of the Government to enhance policy alignment for sustainable development?	12.1					
	Did the UNCT strengthen the capacity of the Government to enhance the coherence of youth-related policies for sustainable development?	12.2					
Public finance for youth development	In what proportion of youth-related sectors did the UNCT strengthen the capacity of the Government to improve public financing for youth development?	13					
Disaggregated data on youth for decision-making	In what proportion of youth-related sectors did the UNCT strengthen the capacity of the Government to increase the availability of youth-relevant, high-quality, timely and reliable disaggregated data ?	14					
Youth engagement in design, monitoring and review of in-country programmes	In what proportion of youth-related sectors did the UNCT strengthen the capacity of the Government to mainstream youth engagement in the design, monitoring, review and follow-up of sectoral programmes?	15					
In-country youth coordination mechanisms	To what extent did the UNCT strengthen the capacity of in-country institutional structures/mechanisms for the multisectoral and multistakeholder coordination of youth programmes?	16					
Meaningful youth engagement – UNCT support to Governments on SDGs	In what areas of UNCT support to the Government on the SDGs (see above) were youth meaningfully engaged ?	6.4					
UNCTs, youth-led solutions, knowledge exchange, communication and advocacy							
Investments in youth-led solutions	To what extent did the UNCT support investments in youth-led solutions (incubation and scaling)?	17					
UNCTs, youth and knowledge exchange	Did the UNCT's knowledge exchange plan include youth components? If yes, did the UNCT have committed funding for this?	18					
UNCTs, youth, communication and advocacy	Did the UNCT's joint communication and advocacy strategy include youth components? Was accessibility for young people with disabilities taken into consideration? Were campaigns activated in Youth2030 priority areas?	19					
Meaningful youth engagement – UNCT-led projects and campaigns	In which categories of UNCT-led projects and campaigns (see above) were youth meaningfully engaged ?	6.5					
Youth focus in UN Sustainable Development Cooperation Frameworks (UNSDCFs)							
Youth situational analyses in common country analyses	To what extent does the common country analysis of the UNCT include a gendered, youth situational analysis ?	1					
Results for youth in UNSDCFs	Does the UNSDCF (or equivalent) include results for youth at the output and/or outcome level?	2					
Youth2030 in joint workplans and Business Operations Strategy (BOS) implementation plans of UNCTs	To what extent did the UNCT joint workplan of results/thematic group(s) include Youth2030 activities?	3.1					
	Did the UNCT BOS implementation plan include Youth2030 activities?	3.2					
Funding for youth results in UNSDCFs	What proportion of the planned budget was funded for the achievement of results for youth?	4.1					
	What proportion of the available funding was utilized for the achievement of results for youth?	4.2					
Transparency of youth results in UNCTs	Did the UNCT annual report include reporting on joint programming for youth ? If yes, is it available publicly?	5					
Meaningful youth engagement – UNSDCF processes of UNCTs***	In which UNSDCF processes (see above) of the UNCT were youth meaningfully engaged ?	6.3					
UNCT leadership, culture, architecture and capacities for youth							
Youth coordination architecture in UNCTs	What type of coordination mechanism did the UNCT have in place for coherent UN youth programmes ?	7					
Capacities for Youth2030 implementation in UNCTs	Were UNCT staff sensitized on Youth2030 implementation?	8					
Youth workforce in UNCTs	To what extent did the UNCT introduce innovations in human resources management (common service line) in the BOS to increase the share of the youth workforce (<35 years)?	9					
Fair and quality internships in UNCTs	To what extent did the UNCT introduce innovations in human resources management (common service line) in the BOS to increase opportunities and improve the fairness and quality of internships ?	10					
Meaningful youth engagement – Leadership and culture in UNCTs	What UNCT policies and processes were in place for meaningful youth engagement ?	6.1					
	Did the UNCT engage diverse youth ?	6.2					

* Multi-Country Office for Federated States of Micronesia, Kiribati, Marshall Islands, Nauru and Palau.

** Data on KPI 20 available only for the 2020 reporting period.

*** Data on KPI 6.3: a) available for 104 out of 130 UNCTs for the 2021 reporting period; b) scoring for all 131 UNCTs available and based on modified criteria for the 2022 reporting period.

How to read Key Performance Indicators (KPIs): FOR youth WITH youth

How to read scores: At milestone Moving forward Getting ready

For detailed KPI scoring criteria, see the Youth2030 UNCT Scorecard [↗](#)

Short description of KPI	Question	Year	2020	2021	2022	2023	2024
		KPI #					
UNCTs, youth, COVID-19 response and recovery							
UN Country Teams (UNCTs), COVID-19 response and recovery plan, youth*	To what extent did the UNCT COVID-19 socioeconomic response and recovery plan include a focus on youth?	20					
UNCT support to Governments on youth and SDGs							
Leave No Youth Behind – assessment and action	To what extent did the UNCT strengthen the capacity of the Government to design and deliver data-driven strategies to Leave No Youth Behind in national sectoral plans?	11					
Policy alignment to SDGs and coherence for youth development	In what proportion of youth-related sectors did the UNCT strengthen the capacity of the Government to enhance policy alignment for sustainable development?	12.1					
	Did the UNCT strengthen the capacity of the Government to enhance the coherence of youth-related policies for sustainable development?	12.2					
Public finance for youth development	In what proportion of youth-related sectors did the UNCT strengthen the capacity of the Government to improve public financing for youth development?	13					
Disaggregated data on youth for decision-making	In what proportion of youth-related sectors did the UNCT strengthen the capacity of the Government to increase the availability of youth-relevant, high-quality, timely and reliable disaggregated data ?	14					
Youth engagement in design, monitoring and review of in-country programmes	In what proportion of youth-related sectors did the UNCT strengthen the capacity of the Government to mainstream youth engagement in the design, monitoring, review and follow-up of sectoral programmes?	15					
In-country youth coordination mechanisms	To what extent did the UNCT strengthen the capacity of in-country institutional structures/mechanisms for the multisectoral and multistakeholder coordination of youth programmes?	16					
Meaningful youth engagement – UNCT support to Governments on SDGs	In what areas of UNCT support to the Government on the SDGs (see above) were youth meaningfully engaged ?	6.4					
UNCTs, youth-led solutions, knowledge exchange, communication and advocacy							
Investments in youth-led solutions	To what extent did the UNCT support investments in youth-led solutions (incubation and scaling)?	17					
UNCTs, youth and knowledge exchange	Did the UNCT's knowledge exchange plan include youth components? If yes, did the UNCT have committed funding for this?	18					
UNCTs, youth, communication and advocacy	Did the UNCT's joint communication and advocacy strategy include youth components? Was accessibility for young people with disabilities taken into consideration? Were campaigns activated in Youth2030 priority areas?	19					
Meaningful youth engagement – UNCT-led projects and campaigns	In which categories of UNCT-led projects and campaigns (see above) were youth meaningfully engaged ?	6.5					
Youth focus in UN Sustainable Development Cooperation Frameworks (UNSDCFs)							
Youth situational analyses in common country analyses	To what extent does the common country analysis of the UNCT include a gendered, youth situational analysis ?	1					
Results for youth in UNSDCF	Does the UNSDCF (or equivalent) include results for youth at the output and/or outcome level?	2					
Youth2030 in joint workplans and Business Operations Strategy (BOS) implementation plans of UNCTs	To what extent did the UNCT joint workplan of results/thematic group(s) include Youth2030 activities?	3.1					
	Did the UNCT BOS implementation plan include Youth2030 activities?	3.2					
Funding for youth results in UNSDCF	What proportion of the planned budget was funded for the achievement of results for youth?	4.1					
	What proportion of the available funding was utilized for the achievement of results for youth?	4.2					
Transparency of youth results in UNCTs	Did the UNCT annual report include reporting on joint programming for youth ? If yes, is it available publicly?	5					
Meaningful youth engagement – UNSDCF processes of UNCTs**	In which UNSDCF processes (see above) of the UNCT were youth meaningfully engaged ?	6.3					
UNCT leadership, culture, architecture and capacities for youth							
Youth coordination architecture in UNCTs	What type of coordination mechanism did the UNCT have in place for coherent UN youth programmes ?	7					
Capacities for Youth2030 implementation in UNCTs	Were UNCT staff sensitized on Youth2030 implementation?	8					
Youth workforce in UNCTs	To what extent did the UNCT introduce innovations in human resources management (common service line) in the BOS to increase the share of the youth workforce (<35 years)?	9					
Fair and quality internships in UNCTs	To what extent did the UNCT introduce innovations in human resources management (common service line) in the BOS to increase opportunities and improve the fairness and quality of internships ?	10					
Meaningful youth engagement – Leadership and culture in UNCTs	What UNCT policies and processes were in place for meaningful youth engagement ?	6.1					
	Did the UNCT engage diverse youth ?	6.2					

* Data on KPI 20 available only for the 2020 reporting period.

** Data on KPI 6.3: a) available for 104 out of 130 UNCTs for the 2021 reporting period; b) scoring for all 131 UNCTs available and based on modified criteria for the 2022 reporting period.

How to read Key Performance Indicators (KPIs): FOR youth WITH youth

How to read scores: ● At milestone ● Moving forward ● Getting ready

For detailed KPI scoring criteria, see the Youth2030 UNCT Scorecard [↗](#)

Short description of KPI	Question	Year	2020	2021	2022	2023	2024
		KPI #					
UNCTs, youth, COVID-19 response and recovery							
UN Country Teams (UNCTs), COVID-19 response and recovery plan, youth*	To what extent did the UNCT COVID-19 socioeconomic response and recovery plan include a focus on youth?	20	●	✕	✕		
UNCT support to Governments on youth and SDGs							
Leave No Youth Behind – assessment and action	To what extent did the UNCT strengthen the capacity of the Government to design and deliver data-driven strategies to Leave No Youth Behind in national sectoral plans?	11	●	●	●		
Policy alignment to SDGs and coherence for youth development	In what proportion of youth-related sectors did the UNCT strengthen the capacity of the Government to enhance policy alignment for sustainable development?	12.1	●	●	●		
	Did the UNCT strengthen the capacity of the Government to enhance the coherence of youth-related policies for sustainable development?	12.2	●	●	●		
Public finance for youth development	In what proportion of youth-related sectors did the UNCT strengthen the capacity of the Government to improve public financing for youth development?	13	●	●	●		
Disaggregated data on youth for decision-making	In what proportion of youth-related sectors did the UNCT strengthen the capacity of the Government to increase the availability of youth-relevant, high-quality, timely and reliable disaggregated data ?	14	●	●	●		
Youth engagement in design, monitoring and review of in-country programmes	In what proportion of youth-related sectors did the UNCT strengthen the capacity of the Government to mainstream youth engagement in the design, monitoring, review and follow-up of sectoral programmes?	15	●	●	●		
In-country youth coordination mechanisms	To what extent did the UNCT strengthen the capacity of in-country institutional structures/mechanisms for the multisectoral and multistakeholder coordination of youth programmes?	16	●	●	●		
Meaningful youth engagement – UNCT support to Governments on SDGs	In what areas of UNCT support to the Government on the SDGs (see above) were youth meaningfully engaged ?	6.4	●	●	●		
UNCTs, youth-led solutions, knowledge exchange, communication and advocacy							
Investments in youth-led solutions	To what extent did the UNCT support investments in youth-led solutions (incubation and scaling)?	17	●	●	●		
UNCTs, youth and knowledge exchange	Did the UNCT's knowledge exchange plan include youth components? If yes, did the UNCT have committed funding for this?	18	●	●	●		
UNCTs, youth, communication and advocacy	Did the UNCT's joint communication and advocacy strategy include youth components? Was accessibility for young people with disabilities taken into consideration? Were campaigns activated in Youth2030 priority areas?	19	●	●	●		
Meaningful youth engagement – UNCT-led projects and campaigns	In which categories of UNCT-led projects and campaigns (see above) were youth meaningfully engaged ?	6.5	●	●	●		
Youth focus in UN Sustainable Development Cooperation Frameworks (UNSDCFs)							
Youth situational analyses in common country analyses	To what extent does the common country analysis of the UNCT include a gendered, youth situational analysis ?	1	●	●	●		
Results for youth in UNSDCF	Does the UNSDCF (or equivalent) include results for youth at the output and/or outcome level?	2	●	●	●		
Youth2030 in joint workplans and Business Operations Strategy (BOS) implementation plans of UNCTs	To what extent did the UNCT joint workplan of results/thematic group(s) include Youth2030 activities?	3.1	●	●	●		
	Did the UNCT BOS implementation plan include Youth2030 activities?	3.2	●	●	●		
Funding for youth results in UNSDCF	What proportion of the planned budget was funded for the achievement of results for youth?	4.1	●	●	●		
	What proportion of the available funding was utilized for the achievement of results for youth?	4.2	●	●	●		
Transparency of youth results in UNCTs	Did the UNCT annual report include reporting on joint programming for youth ? If yes, is it available publicly?	5	●	●	●		
Meaningful youth engagement – UNSDCF processes of UNCTs**	In which UNSDCF processes (see above) of the UNCT were youth meaningfully engaged ?	6.3	●	●	●		
UNCT leadership, culture, architecture and capacities for youth							
Youth coordination architecture in UNCTs	What type of coordination mechanism did the UNCT have in place for coherent UN youth programmes ?	7	●	●	●		
Capacities for Youth2030 implementation in UNCTs	Were UNCT staff sensitized on Youth2030 implementation?	8	●	●	●		
Youth workforce in UNCTs	To what extent did the UNCT introduce innovations in human resources management (common service line) in the BOS to increase the share of the youth workforce (<35 years)?	9	●	●	●		
Fair and quality internships in UNCTs	To what extent did the UNCT introduce innovations in human resources management (common service line) in the BOS to increase opportunities and improve the fairness and quality of internships ?	10	●	●	●		
Meaningful youth engagement – Leadership and culture in UNCTs	What UNCT policies and processes were in place for meaningful youth engagement ?	6.1	●	●	●		
	Did the UNCT engage diverse youth ?	6.2	●	●	●		

* Data on KPI 20 available only for the 2020 reporting period.

** Data on KPI 6.3: a) available for 104 out of 130 UNCTs for the 2021 reporting period; b) scoring for all 131 UNCTs available and based on modified criteria for the 2022 reporting period.

How to read Key Performance Indicators (KPIs): FOR youth WITH youth

How to read scores: At milestone Moving forward Getting ready

For detailed KPI scoring criteria, see the Youth2030 UNCT Scorecard [↗](#)

Short description of KPI	Question	Year	2020	2021	2022	2023	2024
		KPI #					
UNCTs, youth, COVID-19 response and recovery							
UN Country Teams (UNCTs), COVID-19 response and recovery plan, youth*	To what extent did the UNCT COVID-19 socioeconomic response and recovery plan include a focus on youth?	20					
UNCT support to Governments on youth and SDGs							
Leave No Youth Behind – assessment and action	To what extent did the UNCT strengthen the capacity of the Government to design and deliver data-driven strategies to Leave No Youth Behind in national sectoral plans?	11					
Policy alignment to SDGs and coherence for youth development	In what proportion of youth-related sectors did the UNCT strengthen the capacity of the Government to enhance policy alignment for sustainable development?	12.1					
	Did the UNCT strengthen the capacity of the Government to enhance the coherence of youth-related policies for sustainable development?	12.2					
Public finance for youth development	In what proportion of youth-related sectors did the UNCT strengthen the capacity of the Government to improve public financing for youth development?	13					
Disaggregated data on youth for decision-making	In what proportion of youth-related sectors did the UNCT strengthen the capacity of the Government to increase the availability of youth-relevant, high-quality, timely and reliable disaggregated data ?	14					
Youth engagement in design, monitoring and review of in-country programmes	In what proportion of youth-related sectors did the UNCT strengthen the capacity of the Government to mainstream youth engagement in the design, monitoring, review and follow-up of sectoral programmes?	15					
In-country youth coordination mechanisms	To what extent did the UNCT strengthen the capacity of in-country institutional structures/mechanisms for the multisectoral and multistakeholder coordination of youth programmes?	16					
Meaningful youth engagement – UNCT support to Governments on SDGs	In what areas of UNCT support to the Government on the SDGs (see above) were youth meaningfully engaged ?	6.4					
UNCTs, youth-led solutions, knowledge exchange, communication and advocacy							
Investments in youth-led solutions	To what extent did the UNCT support investments in youth-led solutions (incubation and scaling)?	17					
UNCTs, youth and knowledge exchange	Did the UNCT's knowledge exchange plan include youth components? If yes, did the UNCT have committed funding for this?	18					
UNCTs, youth, communication and advocacy	Did the UNCT's joint communication and advocacy strategy include youth components? Was accessibility for young people with disabilities taken into consideration? Were campaigns activated in Youth2030 priority areas?	19					
Meaningful youth engagement – UNCT-led projects and campaigns	In which categories of UNCT-led projects and campaigns (see above) were youth meaningfully engaged ?	6.5					
Youth focus in UN Sustainable Development Cooperation Frameworks (UNSDCFs)							
Youth situational analyses in common country analyses	To what extent does the common country analysis of the UNCT include a gendered, youth situational analysis ?	1					
Results for youth in UNSDCFs	Does the UNSDCF (or equivalent) include results for youth at the output and/or outcome level?	2					
Youth2030 in joint workplans and Business Operations Strategy (BOS) implementation plans of UNCTs	To what extent did the UNCT joint workplan of results/thematic group(s) include Youth2030 activities?	3.1					
	Did the UNCT BOS implementation plan include Youth2030 activities?	3.2					
Funding for youth results in UNSDCFs	What proportion of the planned budget was funded for the achievement of results for youth?	4.1					
	What proportion of the available funding was utilized for the achievement of results for youth?	4.2					
Transparency of youth results in UNCTs	Did the UNCT annual report include reporting on joint programming for youth ? If yes, is it available publicly?	5					
Meaningful youth engagement – UNSDCF processes of UNCTs**	In which UNSDCF processes (see above) of the UNCT were youth meaningfully engaged ?	6.3					
UNCT leadership, culture, architecture and capacities for youth							
Youth coordination architecture in UNCTs	What type of coordination mechanism did the UNCT have in place for coherent UN youth programmes ?	7					
Capacities for Youth2030 implementation in UNCTs	Were UNCT staff sensitized on Youth2030 implementation?	8					
Youth workforce in UNCTs	To what extent did the UNCT introduce innovations in human resources management (common service line) in the BOS to increase the share of the youth workforce (<35 years)?	9					
Fair and quality internships in UNCTs	To what extent did the UNCT introduce innovations in human resources management (common service line) in the BOS to increase opportunities and improve the fairness and quality of internships ?	10					
Meaningful youth engagement – Leadership and culture in UNCTs	What UNCT policies and processes were in place for meaningful youth engagement ?	6.1					
	Did the UNCT engage diverse youth ?	6.2					

* Data on KPI 20 available only for the 2020 reporting period.

** Data on KPI 6.3: a) available for 104 out of 130 UNCTs for the 2021 reporting period; b) scoring for all 131 UNCTs available and based on modified criteria for the 2022 reporting period.

How to read Key Performance Indicators (KPIs): FOR youth WITH youth

How to read scores: At milestone Moving forward Getting ready

For detailed KPI scoring criteria, see the Youth2030 UNCT Scorecard [↗](#)

Short description of KPI	Question	Year	2020	2021	2022	2023	2024
		KPI #					
UNCTs, youth, COVID-19 response and recovery							
UN Country Teams (UNCTs), COVID-19 response and recovery plan, youth*	To what extent did the UNCT COVID-19 socioeconomic response and recovery plan include a focus on youth?	20					
UNCT support to Governments on youth and SDGs							
Leave No Youth Behind – assessment and action	To what extent did the UNCT strengthen the capacity of the Government to design and deliver data-driven strategies to Leave No Youth Behind in national sectoral plans?	11					
Policy alignment to SDGs and coherence for youth development	In what proportion of youth-related sectors did the UNCT strengthen the capacity of the Government to enhance policy alignment for sustainable development?	12.1					
	Did the UNCT strengthen the capacity of the Government to enhance the coherence of youth-related policies for sustainable development?	12.2					
Public finance for youth development	In what proportion of youth-related sectors did the UNCT strengthen the capacity of the Government to improve public financing for youth development?	13					
Disaggregated data on youth for decision-making	In what proportion of youth-related sectors did the UNCT strengthen the capacity of the Government to increase the availability of youth-relevant, high-quality, timely and reliable disaggregated data ?	14					
Youth engagement in design, monitoring and review of in-country programmes	In what proportion of youth-related sectors did the UNCT strengthen the capacity of the Government to mainstream youth engagement in the design, monitoring, review and follow-up of sectoral programmes?	15					
In-country youth coordination mechanisms	To what extent did the UNCT strengthen the capacity of in-country institutional structures/mechanisms for the multisectoral and multistakeholder coordination of youth programmes?	16					
Meaningful youth engagement – UNCT support to Governments on SDGs	In what areas of UNCT support to the Government on the SDGs (see above) were youth meaningfully engaged ?	6.4					
UNCTs, youth-led solutions, knowledge exchange, communication and advocacy							
Investments in youth-led solutions	To what extent did the UNCT support investments in youth-led solutions (incubation and scaling)?	17					
UNCTs, youth and knowledge exchange	Did the UNCT's knowledge exchange plan include youth components? If yes, did the UNCT have committed funding for this?	18					
UNCTs, youth, communication and advocacy	Did the UNCT's joint communication and advocacy strategy include youth components? Was accessibility for young people with disabilities taken into consideration? Were campaigns activated in Youth2030 priority areas?	19					
Meaningful youth engagement – UNCT-led projects and campaigns	In which categories of UNCT-led projects and campaigns (see above) were youth meaningfully engaged ?	6.5					
Youth focus in UN Sustainable Development Cooperation Frameworks (UNSDCFs)							
Youth situational analyses in common country analyses	To what extent does the common country analysis of the UNCT include a gendered, youth situational analysis ?	1					
Results for youth in UNSDCFs	Does the UNSDCF (or equivalent) include results for youth at the output and/or outcome level?	2					
Youth2030 in joint workplans and Business Operations Strategy (BOS) implementation plans of UNCTs	To what extent did the UNCT joint workplan of results/thematic group(s) include Youth2030 activities?	3.1					
	Did the UNCT BOS implementation plan include Youth2030 activities?	3.2					
Funding for youth results in UNSDCFs	What proportion of the planned budget was funded for the achievement of results for youth?	4.1					
	What proportion of the available funding was utilized for the achievement of results for youth?	4.2					
Transparency of youth results in UNCTs	Did the UNCT annual report include reporting on joint programming for youth ? If yes, is it available publicly?	5					
Meaningful youth engagement – UNSDCF processes of UNCTs**	In which UNSDCF processes (see above) of the UNCT were youth meaningfully engaged ?	6.3					
UNCT leadership, culture, architecture and capacities for youth							
Youth coordination architecture in UNCTs	What type of coordination mechanism did the UNCT have in place for coherent UN youth programmes ?	7					
Capacities for Youth2030 implementation in UNCTs	Were UNCT staff sensitized on Youth2030 implementation?	8					
Youth workforce in UNCTs	To what extent did the UNCT introduce innovations in human resources management (common service line) in the BOS to increase the share of the youth workforce (<35 years)?	9					
Fair and quality internships in UNCTs	To what extent did the UNCT introduce innovations in human resources management (common service line) in the BOS to increase opportunities and improve the fairness and quality of internships ?	10					
Meaningful youth engagement – Leadership and culture in UNCTs	What UNCT policies and processes were in place for meaningful youth engagement ?	6.1					
	Did the UNCT engage diverse youth ?	6.2					

* Data on KPI 20 available only for the 2020 reporting period.

** Data on KPI 6.3: a) available for 104 out of 130 UNCTs for the 2021 reporting period; b) scoring for all 131 UNCTs available and based on modified criteria for the 2022 reporting period.

How to read Key Performance Indicators (KPIs): FOR youth WITH youth

How to read scores: At milestone Moving forward Getting ready

For detailed KPI scoring criteria, see the Youth2030 UNCT Scorecard [↗](#)

Short description of KPI	Question	Year	2020	2021	2022	2023	2024
		KPI #					
UNCTs, youth, COVID-19 response and recovery							
UN Country Teams (UNCTs), COVID-19 response and recovery plan, youth*	To what extent did the UNCT COVID-19 socioeconomic response and recovery plan include a focus on youth?	20					
UNCT support to Governments on youth and SDGs							
Leave No Youth Behind – assessment and action	To what extent did the UNCT strengthen the capacity of the Government to design and deliver data-driven strategies to Leave No Youth Behind in national sectoral plans?	11					
Policy alignment to SDGs and coherence for youth development	In what proportion of youth-related sectors did the UNCT strengthen the capacity of the Government to enhance policy alignment for sustainable development?	12.1					
	Did the UNCT strengthen the capacity of the Government to enhance the coherence of youth-related policies for sustainable development?	12.2					
Public finance for youth development	In what proportion of youth-related sectors did the UNCT strengthen the capacity of the Government to improve public financing for youth development?	13					
Disaggregated data on youth for decision-making	In what proportion of youth-related sectors did the UNCT strengthen the capacity of the Government to increase the availability of youth-relevant, high-quality, timely and reliable disaggregated data ?	14					
Youth engagement in design, monitoring and review of in-country programmes	In what proportion of youth-related sectors did the UNCT strengthen the capacity of the Government to mainstream youth engagement in the design, monitoring, review and follow-up of sectoral programmes?	15					
In-country youth coordination mechanisms	To what extent did the UNCT strengthen the capacity of in-country institutional structures/mechanisms for the multisectoral and multistakeholder coordination of youth programmes?	16					
Meaningful youth engagement – UNCT support to Governments on SDGs	In what areas of UNCT support to the Government on the SDGs (see above) were youth meaningfully engaged ?	6.4					
UNCTs, youth-led solutions, knowledge exchange, communication and advocacy							
Investments in youth-led solutions	To what extent did the UNCT support investments in youth-led solutions (incubation and scaling)?	17					
UNCTs, youth and knowledge exchange	Did the UNCT's knowledge exchange plan include youth components? If yes, did the UNCT have committed funding for this?	18					
UNCTs, youth, communication and advocacy	Did the UNCT's joint communication and advocacy strategy include youth components? Was accessibility for young people with disabilities taken into consideration? Were campaigns activated in Youth2030 priority areas?	19					
Meaningful youth engagement – UNCT-led projects and campaigns	In which categories of UNCT-led projects and campaigns (see above) were youth meaningfully engaged ?	6.5					
Youth focus in UN Sustainable Development Cooperation Frameworks (UNSDCFs)							
Youth situational analyses in common country analyses	To what extent does the common country analysis of the UNCT include a gendered, youth situational analysis ?	1					
Results for youth in UNSDCFs	Does the UNSDCF (or equivalent) include results for youth at the output and/or outcome level?	2					
Youth2030 in joint workplans and Business Operations Strategy (BOS) implementation plans of UNCTs	To what extent did the UNCT joint workplan of results/thematic group(s) include Youth2030 activities?	3.1					
	Did the UNCT BOS implementation plan include Youth2030 activities?	3.2					
Funding for youth results in UNSDCFs	What proportion of the planned budget was funded for the achievement of results for youth?	4.1					
	What proportion of the available funding was utilized for the achievement of results for youth?	4.2					
Transparency of youth results in UNCTs	Did the UNCT annual report include reporting on joint programming for youth ? If yes, is it available publicly?	5					
Meaningful youth engagement – UNSDCF processes of UNCTs**	In which UNSDCF processes (see above) of the UNCT were youth meaningfully engaged ?	6.3					
UNCT leadership, culture, architecture and capacities for youth							
Youth coordination architecture in UNCTs	What type of coordination mechanism did the UNCT have in place for coherent UN youth programmes ?	7					
Capacities for Youth2030 implementation in UNCTs	Were UNCT staff sensitized on Youth2030 implementation?	8					
Youth workforce in UNCTs	To what extent did the UNCT introduce innovations in human resources management (common service line) in the BOS to increase the share of the youth workforce (<35 years)?	9					
Fair and quality internships in UNCTs	To what extent did the UNCT introduce innovations in human resources management (common service line) in the BOS to increase opportunities and improve the fairness and quality of internships ?	10					
Meaningful youth engagement – Leadership and culture in UNCTs	What UNCT policies and processes were in place for meaningful youth engagement ?	6.1					
	Did the UNCT engage diverse youth ?	6.2					

* Data on KPI 20 available only for the 2020 reporting period.

** Data on KPI 6.3: a) available for 104 out of 130 UNCTs for the 2021 reporting period; b) scoring for all 131 UNCTs available and based on modified criteria for the 2022 reporting period.

How to read Key Performance Indicators (KPIs): FOR youth WITH youth

How to read scores: At milestone Moving forward Getting ready

For detailed KPI scoring criteria, see the Youth2030 UNCT Scorecard [↗](#)

Short description of KPI	Question	Year	2020	2021	2022	2023	2024
		KPI #					
UNCTs, youth, COVID-19 response and recovery							
UN Country Teams (UNCTs), COVID-19 response and recovery plan, youth*	To what extent did the UNCT COVID-19 socioeconomic response and recovery plan include a focus on youth?	20					
UNCT support to Governments on youth and SDGs							
Leave No Youth Behind – assessment and action	To what extent did the UNCT strengthen the capacity of the Government to design and deliver data-driven strategies to Leave No Youth Behind in national sectoral plans?	11					
Policy alignment to SDGs and coherence for youth development	In what proportion of youth-related sectors did the UNCT strengthen the capacity of the Government to enhance policy alignment for sustainable development?	12.1					
	Did the UNCT strengthen the capacity of the Government to enhance the coherence of youth-related policies for sustainable development?	12.2					
Public finance for youth development	In what proportion of youth-related sectors did the UNCT strengthen the capacity of the Government to improve public financing for youth development?	13					
Disaggregated data on youth for decision-making	In what proportion of youth-related sectors did the UNCT strengthen the capacity of the Government to increase the availability of youth-relevant, high-quality, timely and reliable disaggregated data ?	14					
Youth engagement in design, monitoring and review of in-country programmes	In what proportion of youth-related sectors did the UNCT strengthen the capacity of the Government to mainstream youth engagement in the design, monitoring, review and follow-up of sectoral programmes?	15					
In-country youth coordination mechanisms	To what extent did the UNCT strengthen the capacity of in-country institutional structures/mechanisms for the multisectoral and multistakeholder coordination of youth programmes?	16					
Meaningful youth engagement – UNCT support to Governments on SDGs	In what areas of UNCT support to the Government on the SDGs (see above) were youth meaningfully engaged ?	6.4					
UNCTs, youth-led solutions, knowledge exchange, communication and advocacy							
Investments in youth-led solutions	To what extent did the UNCT support investments in youth-led solutions (incubation and scaling)?	17					
UNCTs, youth and knowledge exchange	Did the UNCT's knowledge exchange plan include youth components? If yes, did the UNCT have committed funding for this?	18					
UNCTs, youth, communication and advocacy	Did the UNCT's joint communication and advocacy strategy include youth components? Was accessibility for young people with disabilities taken into consideration? Were campaigns activated in Youth2030 priority areas?	19					
Meaningful youth engagement – UNCT-led projects and campaigns	In which categories of UNCT-led projects and campaigns (see above) were youth meaningfully engaged ?	6.5					
Youth focus in UN Sustainable Development Cooperation Frameworks (UNSDCFs)							
Youth situational analyses in common country analyses	To what extent does the common country analysis of the UNCT include a gendered, youth situational analysis ?	1					
Results for youth in UNSDCFs	Does the UNSDCF (or equivalent) include results for youth at the output and/or outcome level?	2					
Youth2030 in joint workplans and Business Operations Strategy (BOS) implementation plans of UNCTs	To what extent did the UNCT joint workplan of results/thematic group(s) include Youth2030 activities?	3.1					
	Did the UNCT BOS implementation plan include Youth2030 activities?	3.2					
Funding for youth results in UNSDCFs	What proportion of the planned budget was funded for the achievement of results for youth?	4.1					
	What proportion of the available funding was utilized for the achievement of results for youth?	4.2					
Transparency of youth results in UNCTs	Did the UNCT annual report include reporting on joint programming for youth ? If yes, is it available publicly?	5					
Meaningful youth engagement – UNSDCF processes of UNCTs**	In which UNSDCF processes (see above) of the UNCT were youth meaningfully engaged ?	6.3					
UNCT leadership, culture, architecture and capacities for youth							
Youth coordination architecture in UNCTs	What type of coordination mechanism did the UNCT have in place for coherent UN youth programmes ?	7					
Capacities for Youth2030 implementation in UNCTs	Were UNCT staff sensitized on Youth2030 implementation?	8					
Youth workforce in UNCTs	To what extent did the UNCT introduce innovations in human resources management (common service line) in the BOS to increase the share of the youth workforce (<35 years)?	9					
Fair and quality internships in UNCTs	To what extent did the UNCT introduce innovations in human resources management (common service line) in the BOS to increase opportunities and improve the fairness and quality of internships ?	10					
Meaningful youth engagement – Leadership and culture in UNCTs	What UNCT policies and processes were in place for meaningful youth engagement ?	6.1					
	Did the UNCT engage diverse youth ?	6.2					

* Data on KPI 20 available only for the 2020 reporting period.

** Data on KPI 6.3: a) available for 104 out of 130 UNCTs for the 2021 reporting period; b) scoring for all 131 UNCTs available and based on modified criteria for the 2022 reporting period.

How to read Key Performance Indicators (KPIs): FOR youth WITH youth

How to read scores: ● At milestone ● Moving forward ● Getting ready

For detailed KPI scoring criteria, see the Youth2030 UNCT Scorecard [↗](#)

Short description of KPI	Question	Year	2020	2021	2022	2023	2024
		KPI #					
UNCTs, youth, COVID-19 response and recovery							
UN Country Teams (UNCTs), COVID-19 response and recovery plan, youth*	To what extent did the UNCT COVID-19 socioeconomic response and recovery plan include a focus on youth?	20	●	✕	✕		
UNCT support to Governments on youth and SDGs							
Leave No Youth Behind – assessment and action	To what extent did the UNCT strengthen the capacity of the Government to design and deliver data-driven strategies to Leave No Youth Behind in national sectoral plans?	11	●	●	●		
Policy alignment to SDGs and coherence for youth development	In what proportion of youth-related sectors did the UNCT strengthen the capacity of the Government to enhance policy alignment for sustainable development?	12.1	●	●	●		
	Did the UNCT strengthen the capacity of the Government to enhance the coherence of youth-related policies for sustainable development?	12.2	●	●	●		
Public finance for youth development	In what proportion of youth-related sectors did the UNCT strengthen the capacity of the Government to improve public financing for youth development?	13	●	●	●		
Disaggregated data on youth for decision-making	In what proportion of youth-related sectors did the UNCT strengthen the capacity of the Government to increase the availability of youth-relevant, high-quality, timely and reliable disaggregated data ?	14	●	●	●		
Youth engagement in design, monitoring and review of in-country programmes	In what proportion of youth-related sectors did the UNCT strengthen the capacity of the Government to mainstream youth engagement in the design, monitoring, review and follow-up of sectoral programmes?	15	●	●	●		
In-country youth coordination mechanisms	To what extent did the UNCT strengthen the capacity of in-country institutional structures/mechanisms for the multisectoral and multistakeholder coordination of youth programmes?	16	●	●	●		
Meaningful youth engagement – UNCT support to Governments on SDGs	In what areas of UNCT support to the Government on the SDGs (see above) were youth meaningfully engaged ?	6.4	●	●	●		
UNCTs, youth-led solutions, knowledge exchange, communication and advocacy							
Investments in youth-led solutions	To what extent did the UNCT support investments in youth-led solutions (incubation and scaling)?	17	●	●	●		
UNCTs, youth and knowledge exchange	Did the UNCT's knowledge exchange plan include youth components? If yes, did the UNCT have committed funding for this?	18	●	●	●		
UNCTs, youth, communication and advocacy	Did the UNCT's joint communication and advocacy strategy include youth components? Was accessibility for young people with disabilities taken into consideration? Were campaigns activated in Youth2030 priority areas?	19	●	●	●		
Meaningful youth engagement – UNCT-led projects and campaigns	In which categories of UNCT-led projects and campaigns (see above) were youth meaningfully engaged ?	6.5	●	●	●		
Youth focus in UN Sustainable Development Cooperation Frameworks (UNSDCFs)							
Youth situational analyses in common country analyses	To what extent does the common country analysis of the UNCT include a gendered, youth situational analysis ?	1	●	●	●		
Results for youth in UNSDCFs	Does the UNSDCF (or equivalent) include results for youth at the output and/or outcome level?	2	●	●	●		
Youth2030 in joint workplans and Business Operations Strategy (BOS) implementation plans of UNCTs	To what extent did the UNCT joint workplan of results/thematic group(s) include Youth2030 activities?	3.1	●	●	●		
	Did the UNCT BOS implementation plan include Youth2030 activities?	3.2	●	●	●		
Funding for youth results in UNSDCFs	What proportion of the planned budget was funded for the achievement of results for youth?	4.1	●	●	●		
	What proportion of the available funding was utilized for the achievement of results for youth?	4.2	●	●	●		
Transparency of youth results in UNCTs	Did the UNCT annual report include reporting on joint programming for youth ? If yes, is it available publicly?	5	●	●	●		
Meaningful youth engagement – UNSDCF processes of UNCTs**	In which UNSDCF processes (see above) of the UNCT were youth meaningfully engaged ?	6.3	●	●	●		
UNCT leadership, culture, architecture and capacities for youth							
Youth coordination architecture in UNCTs	What type of coordination mechanism did the UNCT have in place for coherent UN youth programmes ?	7	●	●	●		
Capacities for Youth2030 implementation in UNCTs	Were UNCT staff sensitized on Youth2030 implementation?	8	●	●	●		
Youth workforce in UNCTs	To what extent did the UNCT introduce innovations in human resources management (common service line) in the BOS to increase the share of the youth workforce (<35 years)?	9	●	●	●		
Fair and quality internships in UNCTs	To what extent did the UNCT introduce innovations in human resources management (common service line) in the BOS to increase opportunities and improve the fairness and quality of internships ?	10	●	●	●		
Meaningful youth engagement – Leadership and culture in UNCTs	What UNCT policies and processes were in place for meaningful youth engagement ?	6.1	●	●	●		
	Did the UNCT engage diverse youth ?	6.2	●	●	●		

* Data on KPI 20 available only for the 2020 reporting period.

** Data on KPI 6.3: a) available for 104 out of 130 UNCTs for the 2021 reporting period; b) scoring for all 131 UNCTs available and based on modified criteria for the 2022 reporting period.

How to read Key Performance Indicators (KPIs): FOR youth WITH youth

How to read scores: At milestone Moving forward Getting ready

For detailed KPI scoring criteria, see the Youth2030 UNCT Scorecard [↗](#)

Short description of KPI	Question	Year	2020	2021	2022	2023	2024
		KPI #					
UNCTs, youth, COVID-19 response and recovery							
UN Country Teams (UNCTs), COVID-19 response and recovery plan, youth*	To what extent did the UNCT COVID-19 socioeconomic response and recovery plan include a focus on youth?	20					
UNCT support to Governments on youth and SDGs							
Leave No Youth Behind – assessment and action	To what extent did the UNCT strengthen the capacity of the Government to design and deliver data-driven strategies to Leave No Youth Behind in national sectoral plans?	11					
Policy alignment to SDGs and coherence for youth development	In what proportion of youth-related sectors did the UNCT strengthen the capacity of the Government to enhance policy alignment for sustainable development?	12.1					
	Did the UNCT strengthen the capacity of the Government to enhance the coherence of youth-related policies for sustainable development?	12.2					
Public finance for youth development	In what proportion of youth-related sectors did the UNCT strengthen the capacity of the Government to improve public financing for youth development?	13					
Disaggregated data on youth for decision-making	In what proportion of youth-related sectors did the UNCT strengthen the capacity of the Government to increase the availability of youth-relevant, high-quality, timely and reliable disaggregated data ?	14					
Youth engagement in design, monitoring and review of in-country programmes	In what proportion of youth-related sectors did the UNCT strengthen the capacity of the Government to mainstream youth engagement in the design, monitoring, review and follow-up of sectoral programmes?	15					
In-country youth coordination mechanisms	To what extent did the UNCT strengthen the capacity of in-country institutional structures/mechanisms for the multisectoral and multistakeholder coordination of youth programmes?	16					
Meaningful youth engagement – UNCT support to Governments on SDGs	In what areas of UNCT support to the Government on the SDGs (see above) were youth meaningfully engaged ?	6.4					
UNCTs, youth-led solutions, knowledge exchange, communication and advocacy							
Investments in youth-led solutions	To what extent did the UNCT support investments in youth-led solutions (incubation and scaling)?	17					
UNCTs, youth and knowledge exchange	Did the UNCT's knowledge exchange plan include youth components? If yes, did the UNCT have committed funding for this?	18					
UNCTs, youth, communication and advocacy	Did the UNCT's joint communication and advocacy strategy include youth components? Was accessibility for young people with disabilities taken into consideration? Were campaigns activated in Youth2030 priority areas?	19					
Meaningful youth engagement – UNCT-led projects and campaigns	In which categories of UNCT-led projects and campaigns (see above) were youth meaningfully engaged ?	6.5					
Youth focus in UN Sustainable Development Cooperation Frameworks (UNSDCFs)							
Youth situational analyses in common country analyses	To what extent does the common country analysis of the UNCT include a gendered, youth situational analysis ?	1					
Results for youth in UNSDCFs	Does the UNSDCF (or equivalent) include results for youth at the output and/or outcome level?	2					
Youth2030 in joint workplans and Business Operations Strategy (BOS) implementation plans of UNCTs	To what extent did the UNCT joint workplan of results/thematic group(s) include Youth2030 activities?	3.1					
	Did the UNCT BOS implementation plan include Youth2030 activities?	3.2					
Funding for youth results in UNSDCFs	What proportion of the planned budget was funded for the achievement of results for youth?	4.1					
	What proportion of the available funding was utilized for the achievement of results for youth?	4.2					
Transparency of youth results in UNCTs	Did the UNCT annual report include reporting on joint programming for youth ? If yes, is it available publicly?	5					
Meaningful youth engagement – UNSDCF processes of UNCTs**	In which UNSDCF processes (see above) of the UNCT were youth meaningfully engaged ?	6.3					
UNCT leadership, culture, architecture and capacities for youth							
Youth coordination architecture in UNCTs	What type of coordination mechanism did the UNCT have in place for coherent UN youth programmes ?	7					
Capacities for Youth2030 implementation in UNCTs	Were UNCT staff sensitized on Youth2030 implementation?	8					
Youth workforce in UNCTs	To what extent did the UNCT introduce innovations in human resources management (common service line) in the BOS to increase the share of the youth workforce (<35 years)?	9					
Fair and quality internships in UNCTs	To what extent did the UNCT introduce innovations in human resources management (common service line) in the BOS to increase opportunities and improve the fairness and quality of internships ?	10					
Meaningful youth engagement – Leadership and culture in UNCTs	What UNCT policies and processes were in place for meaningful youth engagement ?	6.1					
	Did the UNCT engage diverse youth ?	6.2					

* Data on KPI 20 available only for the 2020 reporting period.

** Data on KPI 6.3: a) available for 104 out of 130 UNCTs for the 2021 reporting period; b) scoring for all 131 UNCTs available and based on modified criteria for the 2022 reporting period.

How to read Key Performance Indicators (KPIs): FOR youth WITH youth

How to read scores: ● At milestone ● Moving forward ● Getting ready

For detailed KPI scoring criteria, see the Youth2030 UNCT Scorecard [↗](#)

Short description of KPI	Question	Year	2020	2021	2022	2023	2024
		KPI #					
UNCTs, youth, COVID-19 response and recovery							
UN Country Teams (UNCTs), COVID-19 response and recovery plan, youth*	To what extent did the UNCT COVID-19 socioeconomic response and recovery plan include a focus on youth?	20	●	X	X		
UNCT support to Governments on youth and SDGs							
Leave No Youth Behind – assessment and action	To what extent did the UNCT strengthen the capacity of the Government to design and deliver data-driven strategies to Leave No Youth Behind in national sectoral plans?	11	●	●	●		
Policy alignment to SDGs and coherence for youth development	In what proportion of youth-related sectors did the UNCT strengthen the capacity of the Government to enhance policy alignment for sustainable development?	12.1	●	●	●		
	Did the UNCT strengthen the capacity of the Government to enhance the coherence of youth-related policies for sustainable development?	12.2	●	●	●		
Public finance for youth development	In what proportion of youth-related sectors did the UNCT strengthen the capacity of the Government to improve public financing for youth development?	13	●	●	●		
Disaggregated data on youth for decision-making	In what proportion of youth-related sectors did the UNCT strengthen the capacity of the Government to increase the availability of youth-relevant, high-quality, timely and reliable disaggregated data ?	14	●	●	●		
Youth engagement in design, monitoring and review of in-country programmes	In what proportion of youth-related sectors did the UNCT strengthen the capacity of the Government to mainstream youth engagement in the design, monitoring, review and follow-up of sectoral programmes?	15	●	●	●		
In-country youth coordination mechanisms	To what extent did the UNCT strengthen the capacity of in-country institutional structures/mechanisms for the multisectoral and multistakeholder coordination of youth programmes?	16	●	●	●		
Meaningful youth engagement – UNCT support to Governments on SDGs	In what areas of UNCT support to the Government on the SDGs (see above) were youth meaningfully engaged ?	6.4	●	●	●		
UNCTs, youth-led solutions, knowledge exchange, communication and advocacy							
Investments in youth-led solutions	To what extent did the UNCT support investments in youth-led solutions (incubation and scaling)?	17	●	●	●		
UNCTs, youth and knowledge exchange	Did the UNCT's knowledge exchange plan include youth components? If yes, did the UNCT have committed funding for this?	18	●	●	●		
UNCTs, youth, communication and advocacy	Did the UNCT's joint communication and advocacy strategy include youth components? Was accessibility for young people with disabilities taken into consideration? Were campaigns activated in Youth2030 priority areas?	19	●	●	●		
Meaningful youth engagement – UNCT-led projects and campaigns	In which categories of UNCT-led projects and campaigns (see above) were youth meaningfully engaged ?	6.5	●	●	●		
Youth focus in UN Sustainable Development Cooperation Frameworks (UNSDCFs)							
Youth situational analyses in common country analyses	To what extent does the common country analysis of the UNCT include a gendered, youth situational analysis ?	1	●	●	●		
Results for youth in UNSDCFs	Does the UNSDCF (or equivalent) include results for youth at the output and/or outcome level?	2	●	●	●		
Youth2030 in joint workplans and Business Operations Strategy (BOS) implementation plans of UNCTs	To what extent did the UNCT joint workplan of results/thematic group(s) include Youth2030 activities?	3.1	●	●	●		
	Did the UNCT BOS implementation plan include Youth2030 activities?	3.2	●	●	●		
Funding for youth results in UNSDCFs	What proportion of the planned budget was funded for the achievement of results for youth?	4.1	●	●	●		
	What proportion of the available funding was utilized for the achievement of results for youth?	4.2	●	●	●		
Transparency of youth results in UNCTs	Did the UNCT annual report include reporting on joint programming for youth ? If yes, is it available publicly?	5	●	●	●		
Meaningful youth engagement – UNSDCF processes of UNCTs**	In which UNSDCF processes (see above) of the UNCT were youth meaningfully engaged ?	6.3	●	●	●		
UNCT leadership, culture, architecture and capacities for youth							
Youth coordination architecture in UNCTs	What type of coordination mechanism did the UNCT have in place for coherent UN youth programmes ?	7	●	●	●		
Capacities for Youth2030 implementation in UNCTs	Were UNCT staff sensitized on Youth2030 implementation?	8	●	●	●		
Youth workforce in UNCTs	To what extent did the UNCT introduce innovations in human resources management (common service line) in the BOS to increase the share of the youth workforce (<35 years)?	9	●	●	●		
Fair and quality internships in UNCTs	To what extent did the UNCT introduce innovations in human resources management (common service line) in the BOS to increase opportunities and improve the fairness and quality of internships ?	10	●	●	●		
Meaningful youth engagement – Leadership and culture in UNCTs	What UNCT policies and processes were in place for meaningful youth engagement ?	6.1	●	●	●		
	Did the UNCT engage diverse youth ?	6.2	●	●	●		

* Data on KPI 20 available only for the 2020 reporting period.

** Data on KPI 6.3: a) available for 104 out of 130 UNCTs for the 2021 reporting period; b) scoring for all 131 UNCTs available and based on modified criteria for the 2022 reporting period.

How to read Key Performance Indicators (KPIs): FOR youth WITH youth

How to read scores: At milestone Moving forward Getting ready

For detailed KPI scoring criteria, see the Youth2030 UNCT Scorecard [↗](#)

Short description of KPI	Question	Year	2020	2021	2022	2023	2024
		KPI #					
UNCTs, youth, COVID-19 response and recovery							
UN Country Teams (UNCTs), COVID-19 response and recovery plan, youth*	To what extent did the UNCT COVID-19 socioeconomic response and recovery plan include a focus on youth?	20					
UNCT support to Governments on youth and SDGs							
Leave No Youth Behind – assessment and action	To what extent did the UNCT strengthen the capacity of the Government to design and deliver data-driven strategies to Leave No Youth Behind in national sectoral plans?	11					
Policy alignment to SDGs and coherence for youth development	In what proportion of youth-related sectors did the UNCT strengthen the capacity of the Government to enhance policy alignment for sustainable development?	12.1					
	Did the UNCT strengthen the capacity of the Government to enhance the coherence of youth-related policies for sustainable development?	12.2					
Public finance for youth development	In what proportion of youth-related sectors did the UNCT strengthen the capacity of the Government to improve public financing for youth development?	13					
Disaggregated data on youth for decision-making	In what proportion of youth-related sectors did the UNCT strengthen the capacity of the Government to increase the availability of youth-relevant, high-quality, timely and reliable disaggregated data ?	14					
Youth engagement in design, monitoring and review of in-country programmes	In what proportion of youth-related sectors did the UNCT strengthen the capacity of the Government to mainstream youth engagement in the design, monitoring, review and follow-up of sectoral programmes?	15					
In-country youth coordination mechanisms	To what extent did the UNCT strengthen the capacity of in-country institutional structures/mechanisms for the multisectoral and multistakeholder coordination of youth programmes?	16					
Meaningful youth engagement – UNCT support to Governments on SDGs	In what areas of UNCT support to the Government on the SDGs (see above) were youth meaningfully engaged ?	6.4					
UNCTs, youth-led solutions, knowledge exchange, communication and advocacy							
Investments in youth-led solutions	To what extent did the UNCT support investments in youth-led solutions (incubation and scaling)?	17					
UNCTs, youth and knowledge exchange	Did the UNCT's knowledge exchange plan include youth components? If yes, did the UNCT have committed funding for this?	18					
UNCTs, youth, communication and advocacy	Did the UNCT's joint communication and advocacy strategy include youth components? Was accessibility for young people with disabilities taken into consideration? Were campaigns activated in Youth2030 priority areas?	19					
Meaningful youth engagement – UNCT-led projects and campaigns	In which categories of UNCT-led projects and campaigns (see above) were youth meaningfully engaged ?	6.5					
Youth focus in UN Sustainable Development Cooperation Frameworks (UNSDCFs)							
Youth situational analyses in common country analyses	To what extent does the common country analysis of the UNCT include a gendered, youth situational analysis ?	1					
Results for youth in UNSDCFs	Does the UNSDCF (or equivalent) include results for youth at the output and/or outcome level?	2					
Youth2030 in joint workplans and Business Operations Strategy (BOS) implementation plans of UNCTs	To what extent did the UNCT joint workplan of results/thematic group(s) include Youth2030 activities?	3.1					
	Did the UNCT BOS implementation plan include Youth2030 activities?	3.2					
Funding for youth results in UNSDCFs	What proportion of the planned budget was funded for the achievement of results for youth?	4.1					
	What proportion of the available funding was utilized for the achievement of results for youth?	4.2					
Transparency of youth results in UNCTs	Did the UNCT annual report include reporting on joint programming for youth ? If yes, is it available publicly?	5					
Meaningful youth engagement – UNSDCF processes of UNCTs**	In which UNSDCF processes (see above) of the UNCT were youth meaningfully engaged ?	6.3					
UNCT leadership, culture, architecture and capacities for youth							
Youth coordination architecture in UNCTs	What type of coordination mechanism did the UNCT have in place for coherent UN youth programmes ?	7					
Capacities for Youth2030 implementation in UNCTs	Were UNCT staff sensitized on Youth2030 implementation?	8					
Youth workforce in UNCTs	To what extent did the UNCT introduce innovations in human resources management (common service line) in the BOS to increase the share of the youth workforce (<35 years)?	9					
Fair and quality internships in UNCTs	To what extent did the UNCT introduce innovations in human resources management (common service line) in the BOS to increase opportunities and improve the fairness and quality of internships ?	10					
Meaningful youth engagement – Leadership and culture in UNCTs	What UNCT policies and processes were in place for meaningful youth engagement ?	6.1					
	Did the UNCT engage diverse youth ?	6.2					

* Data on KPI 20 available only for the 2020 reporting period.

** Data on KPI 6.3: a) available for 104 out of 130 UNCTs for the 2021 reporting period; b) scoring for all 131 UNCTs available and based on modified criteria for the 2022 reporting period.

How to read Key Performance Indicators (KPIs): FOR youth WITH youth

How to read scores: At milestone Moving forward Getting ready

For detailed KPI scoring criteria, see the Youth2030 UNCT Scorecard [↗](#)

Short description of KPI	Question	Year	2020	2021	2022	2023	2024
		KPI #					
UNCTs, youth, COVID-19 response and recovery							
UN Country Teams (UNCTs), COVID-19 response and recovery plan, youth*	To what extent did the UNCT COVID-19 socioeconomic response and recovery plan include a focus on youth?	20					
UNCT support to Governments on youth and SDGs							
Leave No Youth Behind – assessment and action	To what extent did the UNCT strengthen the capacity of the Government to design and deliver data-driven strategies to Leave No Youth Behind in national sectoral plans?	11					
Policy alignment to SDGs and coherence for youth development	In what proportion of youth-related sectors did the UNCT strengthen the capacity of the Government to enhance policy alignment for sustainable development?	12.1					
	Did the UNCT strengthen the capacity of the Government to enhance the coherence of youth-related policies for sustainable development?	12.2					
Public finance for youth development	In what proportion of youth-related sectors did the UNCT strengthen the capacity of the Government to improve public financing for youth development?	13					
Disaggregated data on youth for decision-making	In what proportion of youth-related sectors did the UNCT strengthen the capacity of the Government to increase the availability of youth-relevant, high-quality, timely and reliable disaggregated data ?	14					
Youth engagement in design, monitoring and review of in-country programmes	In what proportion of youth-related sectors did the UNCT strengthen the capacity of the Government to mainstream youth engagement in the design, monitoring, review and follow-up of sectoral programmes?	15					
In-country youth coordination mechanisms	To what extent did the UNCT strengthen the capacity of in-country institutional structures/mechanisms for the multisectoral and multistakeholder coordination of youth programmes?	16					
Meaningful youth engagement – UNCT support to Governments on SDGs	In what areas of UNCT support to the Government on the SDGs (see above) were youth meaningfully engaged ?	6.4					
UNCTs, youth-led solutions, knowledge exchange, communication and advocacy							
Investments in youth-led solutions	To what extent did the UNCT support investments in youth-led solutions (incubation and scaling)?	17					
UNCTs, youth and knowledge exchange	Did the UNCT's knowledge exchange plan include youth components? If yes, did the UNCT have committed funding for this?	18					
UNCTs, youth, communication and advocacy	Did the UNCT's joint communication and advocacy strategy include youth components? Was accessibility for young people with disabilities taken into consideration? Were campaigns activated in Youth2030 priority areas?	19					
Meaningful youth engagement – UNCT-led projects and campaigns	In which categories of UNCT-led projects and campaigns (see above) were youth meaningfully engaged ?	6.5					
Youth focus in UN Sustainable Development Cooperation Frameworks (UNSDCFs)							
Youth situational analyses in common country analyses	To what extent does the common country analysis of the UNCT include a gendered, youth situational analysis ?	1					
Results for youth in UNSDCF	Does the UNSDCF (or equivalent) include results for youth at the output and/or outcome level?	2					
Youth2030 in joint workplans and Business Operations Strategy (BOS) implementation plans of UNCTs	To what extent did the UNCT joint workplan of results/thematic group(s) include Youth2030 activities?	3.1					
	Did the UNCT BOS implementation plan include Youth2030 activities?	3.2					
Funding for youth results in UNSDCF	What proportion of the planned budget was funded for the achievement of results for youth?	4.1					
	What proportion of the available funding was utilized for the achievement of results for youth?	4.2					
Transparency of youth results in UNCTs	Did the UNCT annual report include reporting on joint programming for youth ? If yes, is it available publicly?	5					
Meaningful youth engagement – UNSDCF processes of UNCTs**	In which UNSDCF processes (see above) of the UNCT were youth meaningfully engaged ?	6.3					
UNCT leadership, culture, architecture and capacities for youth							
Youth coordination architecture in UNCTs	What type of coordination mechanism did the UNCT have in place for coherent UN youth programmes ?	7					
Capacities for Youth2030 implementation in UNCTs	Were UNCT staff sensitized on Youth2030 implementation?	8					
Youth workforce in UNCTs	To what extent did the UNCT introduce innovations in human resources management (common service line) in the BOS to increase the share of the youth workforce (<35 years)?	9					
Fair and quality internships in UNCTs	To what extent did the UNCT introduce innovations in human resources management (common service line) in the BOS to increase opportunities and improve the fairness and quality of internships ?	10					
Meaningful youth engagement – Leadership and culture in UNCTs	What UNCT policies and processes were in place for meaningful youth engagement ?	6.1					
	Did the UNCT engage diverse youth ?	6.2					

* Data on KPI 20 available only for the 2020 reporting period.

** Data on KPI 6.3: a) available for 104 out of 130 UNCTs for the 2021 reporting period; b) scoring for all 131 UNCTs available and based on modified criteria for the 2022 reporting period.

How to read Key Performance Indicators (KPIs): FOR youth WITH youth

How to read scores: At milestone Moving forward Getting ready

For detailed KPI scoring criteria, see the Youth2030 UNCT Scorecard [↗](#)

Short description of KPI	Question	Year	2020	2021	2022	2023	2024
		KPI #					
UNCTs, youth, COVID-19 response and recovery							
UN Country Teams (UNCTs), COVID-19 response and recovery plan, youth*	To what extent did the UNCT COVID-19 socioeconomic response and recovery plan include a focus on youth?	20					
UNCT support to Governments on youth and SDGs							
Leave No Youth Behind – assessment and action	To what extent did the UNCT strengthen the capacity of the Government to design and deliver data-driven strategies to Leave No Youth Behind in national sectoral plans?	11					
Policy alignment to SDGs and coherence for youth development	In what proportion of youth-related sectors did the UNCT strengthen the capacity of the Government to enhance policy alignment for sustainable development?	12.1					
	Did the UNCT strengthen the capacity of the Government to enhance the coherence of youth-related policies for sustainable development?	12.2					
Public finance for youth development	In what proportion of youth-related sectors did the UNCT strengthen the capacity of the Government to improve public financing for youth development?	13					
Disaggregated data on youth for decision-making	In what proportion of youth-related sectors did the UNCT strengthen the capacity of the Government to increase the availability of youth-relevant, high-quality, timely and reliable disaggregated data ?	14					
Youth engagement in design, monitoring and review of in-country programmes	In what proportion of youth-related sectors did the UNCT strengthen the capacity of the Government to mainstream youth engagement in the design, monitoring, review and follow-up of sectoral programmes?	15					
In-country youth coordination mechanisms	To what extent did the UNCT strengthen the capacity of in-country institutional structures/mechanisms for the multisectoral and multistakeholder coordination of youth programmes?	16					
Meaningful youth engagement – UNCT support to Governments on SDGs	In what areas of UNCT support to the Government on the SDGs (see above) were youth meaningfully engaged ?	6.4					
UNCTs, youth-led solutions, knowledge exchange, communication and advocacy							
Investments in youth-led solutions	To what extent did the UNCT support investments in youth-led solutions (incubation and scaling)?	17					
UNCTs, youth and knowledge exchange	Did the UNCT's knowledge exchange plan include youth components? If yes, did the UNCT have committed funding for this?	18					
UNCTs, youth, communication and advocacy	Did the UNCT's joint communication and advocacy strategy include youth components? Was accessibility for young people with disabilities taken into consideration? Were campaigns activated in Youth2030 priority areas?	19					
Meaningful youth engagement – UNCT-led projects and campaigns	In which categories of UNCT-led projects and campaigns (see above) were youth meaningfully engaged ?	6.5					
Youth focus in UN Sustainable Development Cooperation Frameworks (UNSDCFs)							
Youth situational analyses in common country analyses	To what extent does the common country analysis of the UNCT include a gendered, youth situational analysis ?	1					
Results for youth in UNSDCFs	Does the UNSDCF (or equivalent) include results for youth at the output and/or outcome level?	2					
Youth2030 in joint workplans and Business Operations Strategy (BOS) implementation plans of UNCTs	To what extent did the UNCT joint workplan of results/thematic group(s) include Youth2030 activities?	3.1					
	Did the UNCT BOS implementation plan include Youth2030 activities?	3.2					
Funding for youth results in UNSDCFs	What proportion of the planned budget was funded for the achievement of results for youth?	4.1					
	What proportion of the available funding was utilized for the achievement of results for youth?	4.2					
Transparency of youth results in UNCTs	Did the UNCT annual report include reporting on joint programming for youth ? If yes, is it available publicly?	5					
Meaningful youth engagement – UNSDCF processes of UNCTs**	In which UNSDCF processes (see above) of the UNCT were youth meaningfully engaged ?	6.3					
UNCT leadership, culture, architecture and capacities for youth							
Youth coordination architecture in UNCTs	What type of coordination mechanism did the UNCT have in place for coherent UN youth programmes ?	7					
Capacities for Youth2030 implementation in UNCTs	Were UNCT staff sensitized on Youth2030 implementation?	8					
Youth workforce in UNCTs	To what extent did the UNCT introduce innovations in human resources management (common service line) in the BOS to increase the share of the youth workforce (<35 years)?	9					
Fair and quality internships in UNCTs	To what extent did the UNCT introduce innovations in human resources management (common service line) in the BOS to increase opportunities and improve the fairness and quality of internships ?	10					
Meaningful youth engagement – Leadership and culture in UNCTs	What UNCT policies and processes were in place for meaningful youth engagement ?	6.1					
	Did the UNCT engage diverse youth ?	6.2					

* Data on KPI 20 available only for the 2020 reporting period.

** Data on KPI 6.3: a) available for 104 out of 130 UNCTs for the 2021 reporting period; b) scoring for all 131 UNCTs available and based on modified criteria for the 2022 reporting period.

How to read Key Performance Indicators (KPIs): FOR youth WITH youth

How to read scores: At milestone Moving forward Getting ready

For detailed KPI scoring criteria, see the Youth2030 UNCT Scorecard [↗](#)

Short description of KPI	Question	Year	2020	2021	2022	2023	2024
		KPI #					
UNCTs, youth, COVID-19 response and recovery							
UN Country Teams (UNCTs), COVID-19 response and recovery plan, youth*	To what extent did the UNCT COVID-19 socioeconomic response and recovery plan include a focus on youth?	20					
UNCT support to Governments on youth and SDGs							
Leave No Youth Behind – assessment and action	To what extent did the UNCT strengthen the capacity of the Government to design and deliver data-driven strategies to Leave No Youth Behind in national sectoral plans?	11					
Policy alignment to SDGs and coherence for youth development	In what proportion of youth-related sectors did the UNCT strengthen the capacity of the Government to enhance policy alignment for sustainable development?	12.1					
	Did the UNCT strengthen the capacity of the Government to enhance the coherence of youth-related policies for sustainable development?	12.2					
Public finance for youth development	In what proportion of youth-related sectors did the UNCT strengthen the capacity of the Government to improve public financing for youth development?	13					
Disaggregated data on youth for decision-making	In what proportion of youth-related sectors did the UNCT strengthen the capacity of the Government to increase the availability of youth-relevant, high-quality, timely and reliable disaggregated data ?	14					
Youth engagement in design, monitoring and review of in-country programmes	In what proportion of youth-related sectors did the UNCT strengthen the capacity of the Government to mainstream youth engagement in the design, monitoring, review and follow-up of sectoral programmes?	15					
In-country youth coordination mechanisms	To what extent did the UNCT strengthen the capacity of in-country institutional structures/mechanisms for the multisectoral and multistakeholder coordination of youth programmes?	16					
Meaningful youth engagement – UNCT support to Governments on SDGs	In what areas of UNCT support to the Government on the SDGs (see above) were youth meaningfully engaged ?	6.4					
UNCTs, youth-led solutions, knowledge exchange, communication and advocacy							
Investments in youth-led solutions	To what extent did the UNCT support investments in youth-led solutions (incubation and scaling)?	17					
UNCTs, youth and knowledge exchange	Did the UNCT's knowledge exchange plan include youth components? If yes, did the UNCT have committed funding for this?	18					
UNCTs, youth, communication and advocacy	Did the UNCT's joint communication and advocacy strategy include youth components? Was accessibility for young people with disabilities taken into consideration? Were campaigns activated in Youth2030 priority areas?	19					
Meaningful youth engagement – UNCT-led projects and campaigns	In which categories of UNCT-led projects and campaigns (see above) were youth meaningfully engaged ?	6.5					
Youth focus in UN Sustainable Development Cooperation Frameworks (UNSDCFs)							
Youth situational analyses in common country analyses	To what extent does the common country analysis of the UNCT include a gendered, youth situational analysis ?	1					
Results for youth in UNSDCFs	Does the UNSDCF (or equivalent) include results for youth at the output and/or outcome level?	2					
Youth2030 in joint workplans and Business Operations Strategy (BOS) implementation plans of UNCTs	To what extent did the UNCT joint workplan of results/thematic group(s) include Youth2030 activities?	3.1					
	Did the UNCT BOS implementation plan include Youth2030 activities?	3.2					
Funding for youth results in UNSDCFs	What proportion of the planned budget was funded for the achievement of results for youth?	4.1					
	What proportion of the available funding was utilized for the achievement of results for youth?	4.2					
Transparency of youth results in UNCTs	Did the UNCT annual report include reporting on joint programming for youth ? If yes, is it available publicly?	5					
Meaningful youth engagement – UNSDCF processes of UNCTs**	In which UNSDCF processes (see above) of the UNCT were youth meaningfully engaged ?	6.3					
UNCT leadership, culture, architecture and capacities for youth							
Youth coordination architecture in UNCTs	What type of coordination mechanism did the UNCT have in place for coherent UN youth programmes ?	7					
Capacities for Youth2030 implementation in UNCTs	Were UNCT staff sensitized on Youth2030 implementation?	8					
Youth workforce in UNCTs	To what extent did the UNCT introduce innovations in human resources management (common service line) in the BOS to increase the share of the youth workforce (<35 years)?	9					
Fair and quality internships in UNCTs	To what extent did the UNCT introduce innovations in human resources management (common service line) in the BOS to increase opportunities and improve the fairness and quality of internships ?	10					
Meaningful youth engagement – Leadership and culture in UNCTs	What UNCT policies and processes were in place for meaningful youth engagement ?	6.1					
	Did the UNCT engage diverse youth ?	6.2					

* Data on KPI 20 available only for the 2020 reporting period.

** Data on KPI 6.3: a) available for 104 out of 130 UNCTs for the 2021 reporting period; b) scoring for all 131 UNCTs available and based on modified criteria for the 2022 reporting period.

How to read Key Performance Indicators (KPIs): FOR youth WITH youth

How to read scores: At milestone Moving forward Getting ready

For detailed KPI scoring criteria, see the Youth2030 UNCT Scorecard [↗](#)

Short description of KPI	Question	Year	2020	2021	2022	2023	2024
		KPI #					
UNCTs, youth, COVID-19 response and recovery							
UN Country Teams (UNCTs), COVID-19 response and recovery plan, youth*	To what extent did the UNCT COVID-19 socioeconomic response and recovery plan include a focus on youth?	20					
UNCT support to Governments on youth and SDGs							
Leave No Youth Behind – assessment and action	To what extent did the UNCT strengthen the capacity of the Government to design and deliver data-driven strategies to Leave No Youth Behind in national sectoral plans?	11					
Policy alignment to SDGs and coherence for youth development	In what proportion of youth-related sectors did the UNCT strengthen the capacity of the Government to enhance policy alignment for sustainable development?	12.1					
	Did the UNCT strengthen the capacity of the Government to enhance the coherence of youth-related policies for sustainable development?	12.2					
Public finance for youth development	In what proportion of youth-related sectors did the UNCT strengthen the capacity of the Government to improve public financing for youth development?	13					
Disaggregated data on youth for decision-making	In what proportion of youth-related sectors did the UNCT strengthen the capacity of the Government to increase the availability of youth-relevant, high-quality, timely and reliable disaggregated data ?	14					
Youth engagement in design, monitoring and review of in-country programmes	In what proportion of youth-related sectors did the UNCT strengthen the capacity of the Government to mainstream youth engagement in the design, monitoring, review and follow-up of sectoral programmes?	15					
In-country youth coordination mechanisms	To what extent did the UNCT strengthen the capacity of in-country institutional structures/mechanisms for the multisectoral and multistakeholder coordination of youth programmes?	16					
Meaningful youth engagement – UNCT support to Governments on SDGs	In what areas of UNCT support to the Government on the SDGs (see above) were youth meaningfully engaged ?	6.4					
UNCTs, youth-led solutions, knowledge exchange, communication and advocacy							
Investments in youth-led solutions	To what extent did the UNCT support investments in youth-led solutions (incubation and scaling)?	17					
UNCTs, youth and knowledge exchange	Did the UNCT's knowledge exchange plan include youth components? If yes, did the UNCT have committed funding for this?	18					
UNCTs, youth, communication and advocacy	Did the UNCT's joint communication and advocacy strategy include youth components? Was accessibility for young people with disabilities taken into consideration? Were campaigns activated in Youth2030 priority areas?	19					
Meaningful youth engagement – UNCT-led projects and campaigns	In which categories of UNCT-led projects and campaigns (see above) were youth meaningfully engaged ?	6.5					
Youth focus in UN Sustainable Development Cooperation Frameworks (UNSDCFs)							
Youth situational analyses in common country analyses	To what extent does the common country analysis of the UNCT include a gendered, youth situational analysis ?	1					
Results for youth in UNSDCF	Does the UNSDCF (or equivalent) include results for youth at the output and/or outcome level?	2					
Youth2030 in joint workplans and Business Operations Strategy (BOS) implementation plans of UNCTs	To what extent did the UNCT joint workplan of results/thematic group(s) include Youth2030 activities?	3.1					
	Did the UNCT BOS implementation plan include Youth2030 activities?	3.2					
Funding for youth results in UNSDCF	What proportion of the planned budget was funded for the achievement of results for youth?	4.1					
	What proportion of the available funding was utilized for the achievement of results for youth?	4.2					
Transparency of youth results in UNCTs	Did the UNCT annual report include reporting on joint programming for youth ? If yes, is it available publicly?	5					
Meaningful youth engagement – UNSDCF processes of UNCTs**	In which UNSDCF processes (see above) of the UNCT were youth meaningfully engaged ?	6.3					
UNCT leadership, culture, architecture and capacities for youth							
Youth coordination architecture in UNCTs	What type of coordination mechanism did the UNCT have in place for coherent UN youth programmes ?	7					
Capacities for Youth2030 implementation in UNCTs	Were UNCT staff sensitized on Youth2030 implementation?	8					
Youth workforce in UNCTs	To what extent did the UNCT introduce innovations in human resources management (common service line) in the BOS to increase the share of the youth workforce (<35 years)?	9					
Fair and quality internships in UNCTs	To what extent did the UNCT introduce innovations in human resources management (common service line) in the BOS to increase opportunities and improve the fairness and quality of internships ?	10					
Meaningful youth engagement – Leadership and culture in UNCTs	What UNCT policies and processes were in place for meaningful youth engagement ?	6.1					
	Did the UNCT engage diverse youth ?	6.2					

* Data on KPI 20 available only for the 2020 reporting period.

** Data on KPI 6.3: a) available for 104 out of 130 UNCTs for the 2021 reporting period; b) scoring for all 131 UNCTs available and based on modified criteria for the 2022 reporting period.

How to read Key Performance Indicators (KPIs): FOR youth WITH youth

How to read scores: At milestone Moving forward Getting ready

For detailed KPI scoring criteria, see the Youth2030 UNCT Scorecard [↗](#)

Short description of KPI	Question	Year	2020	2021	2022	2023	2024
		KPI #					
UNCTs, youth, COVID-19 response and recovery							
UN Country Teams (UNCTs), COVID-19 response and recovery plan, youth*	To what extent did the UNCT COVID-19 socioeconomic response and recovery plan include a focus on youth?	20					
UNCT support to Governments on youth and SDGs							
Leave No Youth Behind – assessment and action	To what extent did the UNCT strengthen the capacity of the Government to design and deliver data-driven strategies to Leave No Youth Behind in national sectoral plans?	11					
Policy alignment to SDGs and coherence for youth development	In what proportion of youth-related sectors did the UNCT strengthen the capacity of the Government to enhance policy alignment for sustainable development?	12.1					
	Did the UNCT strengthen the capacity of the Government to enhance the coherence of youth-related policies for sustainable development?	12.2					
Public finance for youth development	In what proportion of youth-related sectors did the UNCT strengthen the capacity of the Government to improve public financing for youth development?	13					
Disaggregated data on youth for decision-making	In what proportion of youth-related sectors did the UNCT strengthen the capacity of the Government to increase the availability of youth-relevant, high-quality, timely and reliable disaggregated data ?	14					
Youth engagement in design, monitoring and review of in-country programmes	In what proportion of youth-related sectors did the UNCT strengthen the capacity of the Government to mainstream youth engagement in the design, monitoring, review and follow-up of sectoral programmes?	15					
In-country youth coordination mechanisms	To what extent did the UNCT strengthen the capacity of in-country institutional structures/mechanisms for the multisectoral and multistakeholder coordination of youth programmes?	16					
Meaningful youth engagement – UNCT support to Governments on SDGs	In what areas of UNCT support to the Government on the SDGs (see above) were youth meaningfully engaged ?	6.4					
UNCTs, youth-led solutions, knowledge exchange, communication and advocacy							
Investments in youth-led solutions	To what extent did the UNCT support investments in youth-led solutions (incubation and scaling)?	17					
UNCTs, youth and knowledge exchange	Did the UNCT's knowledge exchange plan include youth components? If yes, did the UNCT have committed funding for this?	18					
UNCTs, youth, communication and advocacy	Did the UNCT's joint communication and advocacy strategy include youth components? Was accessibility for young people with disabilities taken into consideration? Were campaigns activated in Youth2030 priority areas?	19					
Meaningful youth engagement – UNCT-led projects and campaigns	In which categories of UNCT-led projects and campaigns (see above) were youth meaningfully engaged ?	6.5					
Youth focus in UN Sustainable Development Cooperation Frameworks (UNSDCFs)							
Youth situational analyses in common country analyses	To what extent does the common country analysis of the UNCT include a gendered, youth situational analysis ?	1					
Results for youth in UNSDCFs	Does the UNSDCF (or equivalent) include results for youth at the output and/or outcome level?	2					
Youth2030 in joint workplans and Business Operations Strategy (BOS) implementation plans of UNCTs	To what extent did the UNCT joint workplan of results/thematic group(s) include Youth2030 activities?	3.1					
	Did the UNCT BOS implementation plan include Youth2030 activities?	3.2					
Funding for youth results in UNSDCFs	What proportion of the planned budget was funded for the achievement of results for youth?	4.1					
	What proportion of the available funding was utilized for the achievement of results for youth?	4.2					
Transparency of youth results in UNCTs	Did the UNCT annual report include reporting on joint programming for youth ? If yes, is it available publicly?	5					
Meaningful youth engagement – UNSDCF processes of UNCTs**	In which UNSDCF processes (see above) of the UNCT were youth meaningfully engaged ?	6.3					
UNCT leadership, culture, architecture and capacities for youth							
Youth coordination architecture in UNCTs	What type of coordination mechanism did the UNCT have in place for coherent UN youth programmes ?	7					
Capacities for Youth2030 implementation in UNCTs	Were UNCT staff sensitized on Youth2030 implementation?	8					
Youth workforce in UNCTs	To what extent did the UNCT introduce innovations in human resources management (common service line) in the BOS to increase the share of the youth workforce (<35 years)?	9					
Fair and quality internships in UNCTs	To what extent did the UNCT introduce innovations in human resources management (common service line) in the BOS to increase opportunities and improve the fairness and quality of internships ?	10					
Meaningful youth engagement – Leadership and culture in UNCTs	What UNCT policies and processes were in place for meaningful youth engagement ?	6.1					
	Did the UNCT engage diverse youth ?	6.2					

* Data on KPI 20 available only for the 2020 reporting period.

** Data on KPI 6.3: a) available for 104 out of 130 UNCTs for the 2021 reporting period; b) scoring for all 131 UNCTs available and based on modified criteria for the 2022 reporting period.

How to read Key Performance Indicators (KPIs): FOR youth WITH youth

How to read scores: At milestone Moving forward Getting ready

For detailed KPI scoring criteria, see the Youth2030 UNCT Scorecard [↗](#)

Short description of KPI	Question	Year	2020	2021	2022	2023	2024
		KPI #					
UNCTs, youth, COVID-19 response and recovery							
UN Country Teams (UNCTs), COVID-19 response and recovery plan, youth*	To what extent did the UNCT COVID-19 socioeconomic response and recovery plan include a focus on youth?	20					
UNCT support to Governments on youth and SDGs							
Leave No Youth Behind – assessment and action	To what extent did the UNCT strengthen the capacity of the Government to design and deliver data-driven strategies to Leave No Youth Behind in national sectoral plans?	11					
Policy alignment to SDGs and coherence for youth development	In what proportion of youth-related sectors did the UNCT strengthen the capacity of the Government to enhance policy alignment for sustainable development?	12.1					
	Did the UNCT strengthen the capacity of the Government to enhance the coherence of youth-related policies for sustainable development?	12.2					
Public finance for youth development	In what proportion of youth-related sectors did the UNCT strengthen the capacity of the Government to improve public financing for youth development?	13					
Disaggregated data on youth for decision-making	In what proportion of youth-related sectors did the UNCT strengthen the capacity of the Government to increase the availability of youth-relevant, high-quality, timely and reliable disaggregated data ?	14					
Youth engagement in design, monitoring and review of in-country programmes	In what proportion of youth-related sectors did the UNCT strengthen the capacity of the Government to mainstream youth engagement in the design, monitoring, review and follow-up of sectoral programmes?	15					
In-country youth coordination mechanisms	To what extent did the UNCT strengthen the capacity of in-country institutional structures/mechanisms for the multisectoral and multistakeholder coordination of youth programmes?	16					
Meaningful youth engagement – UNCT support to Governments on SDGs	In what areas of UNCT support to the Government on the SDGs (see above) were youth meaningfully engaged ?	6.4					
UNCTs, youth-led solutions, knowledge exchange, communication and advocacy							
Investments in youth-led solutions	To what extent did the UNCT support investments in youth-led solutions (incubation and scaling)?	17					
UNCTs, youth and knowledge exchange	Did the UNCT's knowledge exchange plan include youth components? If yes, did the UNCT have committed funding for this?	18					
UNCTs, youth, communication and advocacy	Did the UNCT's joint communication and advocacy strategy include youth components? Was accessibility for young people with disabilities taken into consideration? Were campaigns activated in Youth2030 priority areas?	19					
Meaningful youth engagement – UNCT-led projects and campaigns	In which categories of UNCT-led projects and campaigns (see above) were youth meaningfully engaged ?	6.5					
Youth focus in UN Sustainable Development Cooperation Frameworks (UNSDCFs)							
Youth situational analyses in common country analyses	To what extent does the common country analysis of the UNCT include a gendered, youth situational analysis ?	1					
Results for youth in UNSDCFs	Does the UNSDCF (or equivalent) include results for youth at the output and/or outcome level?	2					
Youth2030 in joint workplans and Business Operations Strategy (BOS) implementation plans of UNCTs	To what extent did the UNCT joint workplan of results/thematic group(s) include Youth2030 activities?	3.1					
	Did the UNCT BOS implementation plan include Youth2030 activities?	3.2					
Funding for youth results in UNSDCFs	What proportion of the planned budget was funded for the achievement of results for youth?	4.1					
	What proportion of the available funding was utilized for the achievement of results for youth?	4.2					
Transparency of youth results in UNCTs	Did the UNCT annual report include reporting on joint programming for youth ? If yes, is it available publicly?	5					
Meaningful youth engagement – UNSDCF processes of UNCTs**	In which UNSDCF processes (see above) of the UNCT were youth meaningfully engaged ?	6.3					
UNCT leadership, culture, architecture and capacities for youth							
Youth coordination architecture in UNCTs	What type of coordination mechanism did the UNCT have in place for coherent UN youth programmes ?	7					
Capacities for Youth2030 implementation in UNCTs	Were UNCT staff sensitized on Youth2030 implementation?	8					
Youth workforce in UNCTs	To what extent did the UNCT introduce innovations in human resources management (common service line) in the BOS to increase the share of the youth workforce (<35 years)?	9					
Fair and quality internships in UNCTs	To what extent did the UNCT introduce innovations in human resources management (common service line) in the BOS to increase opportunities and improve the fairness and quality of internships ?	10					
Meaningful youth engagement – Leadership and culture in UNCTs	What UNCT policies and processes were in place for meaningful youth engagement ?	6.1					
	Did the UNCT engage diverse youth ?	6.2					

* Data on KPI 20 available only for the 2020 reporting period.

** Data on KPI 6.3: a) available for 104 out of 130 UNCTs for the 2021 reporting period; b) scoring for all 131 UNCTs available and based on modified criteria for the 2022 reporting period.

How to read Key Performance Indicators (KPIs): FOR youth WITH youth

How to read scores: At milestone Moving forward Getting ready

For detailed KPI scoring criteria, see the Youth2030 UNCT Scorecard [↗](#)

Short description of KPI	Question	Year	2020	2021	2022	2023	2024
		KPI #					
UNCTs, youth, COVID-19 response and recovery							
UN Country Teams (UNCTs), COVID-19 response and recovery plan, youth*	To what extent did the UNCT COVID-19 socioeconomic response and recovery plan include a focus on youth?	20					
UNCT support to Governments on youth and SDGs							
Leave No Youth Behind – assessment and action	To what extent did the UNCT strengthen the capacity of the Government to design and deliver data-driven strategies to Leave No Youth Behind in national sectoral plans?	11					
Policy alignment to SDGs and coherence for youth development	In what proportion of youth-related sectors did the UNCT strengthen the capacity of the Government to enhance policy alignment for sustainable development?	12.1					
	Did the UNCT strengthen the capacity of the Government to enhance the coherence of youth-related policies for sustainable development?	12.2					
Public finance for youth development	In what proportion of youth-related sectors did the UNCT strengthen the capacity of the Government to improve public financing for youth development?	13					
Disaggregated data on youth for decision-making	In what proportion of youth-related sectors did the UNCT strengthen the capacity of the Government to increase the availability of youth-relevant, high-quality, timely and reliable disaggregated data ?	14					
Youth engagement in design, monitoring and review of in-country programmes	In what proportion of youth-related sectors did the UNCT strengthen the capacity of the Government to mainstream youth engagement in the design, monitoring, review and follow-up of sectoral programmes?	15					
In-country youth coordination mechanisms	To what extent did the UNCT strengthen the capacity of in-country institutional structures/mechanisms for the multisectoral and multistakeholder coordination of youth programmes?	16					
Meaningful youth engagement – UNCT support to Governments on SDGs	In what areas of UNCT support to the Government on the SDGs (see above) were youth meaningfully engaged ?	6.4					
UNCTs, youth-led solutions, knowledge exchange, communication and advocacy							
Investments in youth-led solutions	To what extent did the UNCT support investments in youth-led solutions (incubation and scaling)?	17					
UNCTs, youth and knowledge exchange	Did the UNCT's knowledge exchange plan include youth components? If yes, did the UNCT have committed funding for this?	18					
UNCTs, youth, communication and advocacy	Did the UNCT's joint communication and advocacy strategy include youth components? Was accessibility for young people with disabilities taken into consideration? Were campaigns activated in Youth2030 priority areas?	19					
Meaningful youth engagement – UNCT-led projects and campaigns	In which categories of UNCT-led projects and campaigns (see above) were youth meaningfully engaged ?	6.5					
Youth focus in UN Sustainable Development Cooperation Frameworks (UNSDCFs)							
Youth situational analyses in common country analyses	To what extent does the common country analysis of the UNCT include a gendered, youth situational analysis ?	1					
Results for youth in UNSDCFs	Does the UNSDCF (or equivalent) include results for youth at the output and/or outcome level?	2					
Youth2030 in joint workplans and Business Operations Strategy (BOS) implementation plans of UNCTs	To what extent did the UNCT joint workplan of results/thematic group(s) include Youth2030 activities?	3.1					
	Did the UNCT BOS implementation plan include Youth2030 activities?	3.2					
Funding for youth results in UNSDCFs	What proportion of the planned budget was funded for the achievement of results for youth?	4.1					
	What proportion of the available funding was utilized for the achievement of results for youth?	4.2					
Transparency of youth results in UNCTs	Did the UNCT annual report include reporting on joint programming for youth ? If yes, is it available publicly?	5					
Meaningful youth engagement – UNSDCF processes of UNCTs**	In which UNSDCF processes (see above) of the UNCT were youth meaningfully engaged ?	6.3					
UNCT leadership, culture, architecture and capacities for youth							
Youth coordination architecture in UNCTs	What type of coordination mechanism did the UNCT have in place for coherent UN youth programmes ?	7					
Capacities for Youth2030 implementation in UNCTs	Were UNCT staff sensitized on Youth2030 implementation?	8					
Youth workforce in UNCTs	To what extent did the UNCT introduce innovations in human resources management (common service line) in the BOS to increase the share of the youth workforce (<35 years)?	9					
Fair and quality internships in UNCTs	To what extent did the UNCT introduce innovations in human resources management (common service line) in the BOS to increase opportunities and improve the fairness and quality of internships ?	10					
Meaningful youth engagement – Leadership and culture in UNCTs	What UNCT policies and processes were in place for meaningful youth engagement ?	6.1					
	Did the UNCT engage diverse youth ?	6.2					

* Data on KPI 20 available only for the 2020 reporting period.

** Data on KPI 6.3: a) available for 104 out of 130 UNCTs for the 2021 reporting period; b) scoring for all 131 UNCTs available and based on modified criteria for the 2022 reporting period.

How to read Key Performance Indicators (KPIs): FOR youth WITH youth

How to read scores: At milestone Moving forward Getting ready

For detailed KPI scoring criteria, see the Youth2030 UNCT Scorecard [↗](#)

Short description of KPI	Question	Year	2020	2021	2022	2023	2024
		KPI #					
UNCTs, youth, COVID-19 response and recovery							
UN Country Teams (UNCTs), COVID-19 response and recovery plan, youth*	To what extent did the UNCT COVID-19 socioeconomic response and recovery plan include a focus on youth?	20					
UNCT support to Governments on youth and SDGs							
Leave No Youth Behind – assessment and action	To what extent did the UNCT strengthen the capacity of the Government to design and deliver data-driven strategies to Leave No Youth Behind in national sectoral plans?	11					
Policy alignment to SDGs and coherence for youth development	In what proportion of youth-related sectors did the UNCT strengthen the capacity of the Government to enhance policy alignment for sustainable development?	12.1					
	Did the UNCT strengthen the capacity of the Government to enhance the coherence of youth-related policies for sustainable development?	12.2					
Public finance for youth development	In what proportion of youth-related sectors did the UNCT strengthen the capacity of the Government to improve public financing for youth development?	13					
Disaggregated data on youth for decision-making	In what proportion of youth-related sectors did the UNCT strengthen the capacity of the Government to increase the availability of youth-relevant, high-quality, timely and reliable disaggregated data ?	14					
Youth engagement in design, monitoring and review of in-country programmes	In what proportion of youth-related sectors did the UNCT strengthen the capacity of the Government to mainstream youth engagement in the design, monitoring, review and follow-up of sectoral programmes?	15					
In-country youth coordination mechanisms	To what extent did the UNCT strengthen the capacity of in-country institutional structures/mechanisms for the multisectoral and multistakeholder coordination of youth programmes?	16					
Meaningful youth engagement – UNCT support to Governments on SDGs	In what areas of UNCT support to the Government on the SDGs (see above) were youth meaningfully engaged ?	6.4					
UNCTs, youth-led solutions, knowledge exchange, communication and advocacy							
Investments in youth-led solutions	To what extent did the UNCT support investments in youth-led solutions (incubation and scaling)?	17					
UNCTs, youth and knowledge exchange	Did the UNCT's knowledge exchange plan include youth components? If yes, did the UNCT have committed funding for this?	18					
UNCTs, youth, communication and advocacy	Did the UNCT's joint communication and advocacy strategy include youth components? Was accessibility for young people with disabilities taken into consideration? Were campaigns activated in Youth2030 priority areas?	19					
Meaningful youth engagement – UNCT-led projects and campaigns	In which categories of UNCT-led projects and campaigns (see above) were youth meaningfully engaged ?	6.5					
Youth focus in UN Sustainable Development Cooperation Frameworks (UNSDCFs)							
Youth situational analyses in common country analyses	To what extent does the common country analysis of the UNCT include a gendered, youth situational analysis ?	1					
Results for youth in UNSDCFs	Does the UNSDCF (or equivalent) include results for youth at the output and/or outcome level?	2					
Youth2030 in joint workplans and Business Operations Strategy (BOS) implementation plans of UNCTs	To what extent did the UNCT joint workplan of results/thematic group(s) include Youth2030 activities?	3.1					
	Did the UNCT BOS implementation plan include Youth2030 activities?	3.2					
Funding for youth results in UNSDCFs	What proportion of the planned budget was funded for the achievement of results for youth?	4.1					
	What proportion of the available funding was utilized for the achievement of results for youth?	4.2					
Transparency of youth results in UNCTs	Did the UNCT annual report include reporting on joint programming for youth ? If yes, is it available publicly?	5					
Meaningful youth engagement – UNSDCF processes of UNCTs**	In which UNSDCF processes (see above) of the UNCT were youth meaningfully engaged ?	6.3					
UNCT leadership, culture, architecture and capacities for youth							
Youth coordination architecture in UNCTs	What type of coordination mechanism did the UNCT have in place for coherent UN youth programmes ?	7					
Capacities for Youth2030 implementation in UNCTs	Were UNCT staff sensitized on Youth2030 implementation?	8					
Youth workforce in UNCTs	To what extent did the UNCT introduce innovations in human resources management (common service line) in the BOS to increase the share of the youth workforce (<35 years)?	9					
Fair and quality internships in UNCTs	To what extent did the UNCT introduce innovations in human resources management (common service line) in the BOS to increase opportunities and improve the fairness and quality of internships ?	10					
Meaningful youth engagement – Leadership and culture in UNCTs	What UNCT policies and processes were in place for meaningful youth engagement ?	6.1					
	Did the UNCT engage diverse youth ?	6.2					

* Data on KPI 20 available only for the 2020 reporting period.

** Data on KPI 6.3: a) available for 104 out of 130 UNCTs for the 2021 reporting period; b) scoring for all 131 UNCTs available and based on modified criteria for the 2022 reporting period.

How to read Key Performance Indicators (KPIs): FOR youth WITH youth

How to read scores: At milestone Moving forward Getting ready

For detailed KPI scoring criteria, see the Youth2030 UNCT Scorecard [↗](#)

Short description of KPI	Question	Year	2020	2021	2022	2023	2024
		KPI #					
UNCTs, youth, COVID-19 response and recovery							
UN Country Teams (UNCTs), COVID-19 response and recovery plan, youth**	To what extent did the UNCT COVID-19 socioeconomic response and recovery plan include a focus on youth?	20					
UNCT support to Governments on youth and SDGs							
Leave No Youth Behind – assessment and action	To what extent did the UNCT strengthen the capacity of the Government to design and deliver data-driven strategies to Leave No Youth Behind in national sectoral plans?	11					
Policy alignment to SDGs and coherence for youth development	In what proportion of youth-related sectors did the UNCT strengthen the capacity of the Government to enhance policy alignment for sustainable development?	12.1					
	Did the UNCT strengthen the capacity of the Government to enhance the coherence of youth-related policies for sustainable development?	12.2					
Public finance for youth development	In what proportion of youth-related sectors did the UNCT strengthen the capacity of the Government to improve public financing for youth development?	13					
Disaggregated data on youth for decision-making	In what proportion of youth-related sectors did the UNCT strengthen the capacity of the Government to increase the availability of youth-relevant, high-quality, timely and reliable disaggregated data ?	14					
Youth engagement in design, monitoring and review of in-country programmes	In what proportion of youth-related sectors did the UNCT strengthen the capacity of the Government to mainstream youth engagement in the design, monitoring, review and follow-up of sectoral programmes?	15					
In-country youth coordination mechanisms	To what extent did the UNCT strengthen the capacity of in-country institutional structures/mechanisms for the multisectoral and multistakeholder coordination of youth programmes?	16					
Meaningful youth engagement – UNCT support to Governments on SDGs	In what areas of UNCT support to the Government on the SDGs (see above) were youth meaningfully engaged ?	6.4					
UNCTs, youth-led solutions, knowledge exchange, communication and advocacy							
Investments in youth-led solutions	To what extent did the UNCT support investments in youth-led solutions (incubation and scaling)?	17					
UNCTs, youth and knowledge exchange	Did the UNCT's knowledge exchange plan include youth components? If yes, did the UNCT have committed funding for this?	18					
UNCTs, youth, communication and advocacy	Did the UNCT's joint communication and advocacy strategy include youth components? Was accessibility for young people with disabilities taken into consideration? Were campaigns activated in Youth2030 priority areas?	19					
Meaningful youth engagement – UNCT-led projects and campaigns	In which categories of UNCT-led projects and campaigns (see above) were youth meaningfully engaged ?	6.5					
Youth focus in UN Sustainable Development Cooperation Frameworks (UNSDCFs)							
Youth situational analyses in common country analyses	To what extent does the common country analysis of the UNCT include a gendered, youth situational analysis ?	1					
Results for youth in UNSDCF	Does the UNSDCF (or equivalent) include results for youth at the output and/or outcome level?	2					
Youth2030 in joint workplans and Business Operations Strategy (BOS) implementation plans of UNCTs	To what extent did the UNCT joint workplan of results/thematic group(s) include Youth2030 activities?	3.1					
	Did the UNCT BOS implementation plan include Youth2030 activities?	3.2					
Funding for youth results in UNSDCF	What proportion of the planned budget was funded for the achievement of results for youth?	4.1					
	What proportion of the available funding was utilized for the achievement of results for youth?	4.2					
Transparency of youth results in UNCTs	Did the UNCT annual report include reporting on joint programming for youth ? If yes, is it available publicly?	5					
Meaningful youth engagement – UNSDCF processes of UNCTs***	In which UNSDCF processes (see above) of the UNCT were youth meaningfully engaged ?	6.3					
UNCT leadership, culture, architecture and capacities for youth							
Youth coordination architecture in UNCTs	What type of coordination mechanism did the UNCT have in place for coherent UN youth programmes ?	7					
Capacities for Youth2030 implementation in UNCTs	Were UNCT staff sensitized on Youth2030 implementation?	8					
Youth workforce in UNCTs	To what extent did the UNCT introduce innovations in human resources management (common service line) in the BOS to increase the share of the youth workforce (<35 years)?	9					
Fair and quality internships in UNCTs	To what extent did the UNCT introduce innovations in human resources management (common service line) in the BOS to increase opportunities and improve the fairness and quality of internships ?	10					
Meaningful youth engagement – Leadership and culture in UNCTs	What UNCT policies and processes were in place for meaningful youth engagement ?	6.1					
	Did the UNCT engage diverse youth ?	6.2					

* Multi-Country Office for Cook Islands, Niue, Samoa, and Tokelau.

** Data on KPI 20 available only for the 2020 reporting period.

*** Data on KPI 6.3: a) available for 104 out of 130 UNCTs for the 2021 reporting period; b) scoring for all 131 UNCTs available and based on modified criteria for the 2022 reporting period.

How to read Key Performance Indicators (KPIs): FOR youth WITH youth

How to read scores: At milestone Moving forward Getting ready

For detailed KPI scoring criteria, see the Youth2030 UNCT Scorecard [↗](#)

Short description of KPI	Question	Year	2020	2021	2022	2023	2024
			KPI #				
UNCTs, youth, COVID-19 response and recovery							
UN Country Teams (UNCTs), COVID-19 response and recovery plan, youth*	To what extent did the UNCT COVID-19 socioeconomic response and recovery plan include a focus on youth?	20					
UNCT support to Governments on youth and SDGs							
Leave No Youth Behind – assessment and action	To what extent did the UNCT strengthen the capacity of the Government to design and deliver data-driven strategies to Leave No Youth Behind in national sectoral plans?	11					
Policy alignment to SDGs and coherence for youth development	In what proportion of youth-related sectors did the UNCT strengthen the capacity of the Government to enhance policy alignment for sustainable development?	12.1					
	Did the UNCT strengthen the capacity of the Government to enhance the coherence of youth-related policies for sustainable development?	12.2					
Public finance for youth development	In what proportion of youth-related sectors did the UNCT strengthen the capacity of the Government to improve public financing for youth development?	13					
Disaggregated data on youth for decision-making	In what proportion of youth-related sectors did the UNCT strengthen the capacity of the Government to increase the availability of youth-relevant, high-quality, timely and reliable disaggregated data?	14					
Youth engagement in design, monitoring and review of in-country programmes	In what proportion of youth-related sectors did the UNCT strengthen the capacity of the Government to mainstream youth engagement in the design, monitoring, review and follow-up of sectoral programmes?	15					
In-country youth coordination mechanisms	To what extent did the UNCT strengthen the capacity of in-country institutional structures/mechanisms for the multisectoral and multistakeholder coordination of youth programmes?	16					
Meaningful youth engagement – UNCT support to Governments on SDGs	In what areas of UNCT support to the Government on the SDGs (see above) were youth meaningfully engaged?	6.4					
UNCTs, youth-led solutions, knowledge exchange, communication and advocacy							
Investments in youth-led solutions	To what extent did the UNCT support investments in youth-led solutions (incubation and scaling)?	17					
UNCTs, youth and knowledge exchange	Did the UNCT's knowledge exchange plan include youth components? If yes, did the UNCT have committed funding for this?	18					
UNCTs, youth, communication and advocacy	Did the UNCT's joint communication and advocacy strategy include youth components? Was accessibility for young people with disabilities taken into consideration? Were campaigns activated in Youth2030 priority areas?	19					
Meaningful youth engagement – UNCT-led projects and campaigns	In which categories of UNCT-led projects and campaigns (see above) were youth meaningfully engaged?	6.5					
Youth focus in UN Sustainable Development Cooperation Frameworks (UNSDCFs)							
Youth situational analyses in common country analyses	To what extent does the common country analysis of the UNCT include a gendered, youth situational analysis?	1					
Results for youth in UNSDCFs	Does the UNSDCF (or equivalent) include results for youth at the output and/or outcome level?	2					
Youth2030 in joint workplans and Business Operations Strategy (BOS) implementation plans of UNCTs	To what extent did the UNCT joint workplan of results/thematic group(s) include Youth2030 activities?	3.1					
	Did the UNCT BOS implementation plan include Youth2030 activities?	3.2					
Funding for youth results in UNSDCFs	What proportion of the planned budget was funded for the achievement of results for youth?	4.1					
	What proportion of the available funding was utilized for the achievement of results for youth?	4.2					
Transparency of youth results in UNCTs	Did the UNCT annual report include reporting on joint programming for youth? If yes, is it available publicly?	5					
Meaningful youth engagement – UNSDCF processes of UNCTs**	In which UNSDCF processes (see above) of the UNCT were youth meaningfully engaged?	6.3					
UNCT leadership, culture, architecture and capacities for youth							
Youth coordination architecture in UNCTs	What type of coordination mechanism did the UNCT have in place for coherent UN youth programmes?	7					
Capacities for Youth2030 implementation in UNCTs	Were UNCT staff sensitized on Youth2030 implementation?	8					
Youth workforce in UNCTs	To what extent did the UNCT introduce innovations in human resources management (common service line) in the BOS to increase the share of the youth workforce (<35 years)?	9					
Fair and quality internships in UNCTs	To what extent did the UNCT introduce innovations in human resources management (common service line) in the BOS to increase opportunities and improve the fairness and quality of internships?	10					
Meaningful youth engagement – Leadership and culture in UNCTs	What UNCT policies and processes were in place for meaningful youth engagement?	6.1					
	Did the UNCT engage diverse youth?	6.2					

* Data on KPI 20 available only for the 2020 reporting period.

** Data on KPI 6.3: a) available for 104 out of 130 UNCTs for the 2021 reporting period; b) scoring for all 131 UNCTs available and based on modified criteria for the 2022 reporting period.

How to read Key Performance Indicators (KPIs): FOR youth WITH youth

How to read scores: ● At milestone ● Moving forward ● Getting ready

For detailed KPI scoring criteria, see the Youth2030 UNCT Scorecard [↗](#)

Short description of KPI	Question	Year	2020	2021	2022	2023	2024
		KPI #					
UNCTs, youth, COVID-19 response and recovery							
UN Country Teams (UNCTs), COVID-19 response and recovery plan, youth*	To what extent did the UNCT COVID-19 socioeconomic response and recovery plan include a focus on youth?	20	●	✕	✕		
UNCT support to Governments on youth and SDGs							
Leave No Youth Behind – assessment and action	To what extent did the UNCT strengthen the capacity of the Government to design and deliver data-driven strategies to Leave No Youth Behind in national sectoral plans?	11	●	●	●		
Policy alignment to SDGs and coherence for youth development	In what proportion of youth-related sectors did the UNCT strengthen the capacity of the Government to enhance policy alignment for sustainable development?	12.1	●	●	●		
	Did the UNCT strengthen the capacity of the Government to enhance the coherence of youth-related policies for sustainable development?	12.2	●	●	●		
Public finance for youth development	In what proportion of youth-related sectors did the UNCT strengthen the capacity of the Government to improve public financing for youth development?	13	●	●	●		
Disaggregated data on youth for decision-making	In what proportion of youth-related sectors did the UNCT strengthen the capacity of the Government to increase the availability of youth-relevant, high-quality, timely and reliable disaggregated data ?	14	●	●	●		
Youth engagement in design, monitoring and review of in-country programmes	In what proportion of youth-related sectors did the UNCT strengthen the capacity of the Government to mainstream youth engagement in the design, monitoring, review and follow-up of sectoral programmes?	15	●	●	●		
In-country youth coordination mechanisms	To what extent did the UNCT strengthen the capacity of in-country institutional structures/mechanisms for the multisectoral and multistakeholder coordination of youth programmes?	16	●	●	●		
Meaningful youth engagement – UNCT support to Governments on SDGs	In what areas of UNCT support to the Government on the SDGs (see above) were youth meaningfully engaged ?	6.4	●	●	●		
UNCTs, youth-led solutions, knowledge exchange, communication and advocacy							
Investments in youth-led solutions	To what extent did the UNCT support investments in youth-led solutions (incubation and scaling)?	17	●	●	●		
UNCTs, youth and knowledge exchange	Did the UNCT's knowledge exchange plan include youth components? If yes, did the UNCT have committed funding for this?	18	●	●	●		
UNCTs, youth, communication and advocacy	Did the UNCT's joint communication and advocacy strategy include youth components? Was accessibility for young people with disabilities taken into consideration? Were campaigns activated in Youth2030 priority areas?	19	●	●	●		
Meaningful youth engagement – UNCT-led projects and campaigns	In which categories of UNCT-led projects and campaigns (see above) were youth meaningfully engaged ?	6.5	●	●	●		
Youth focus in UN Sustainable Development Cooperation Frameworks (UNSDCFs)							
Youth situational analyses in common country analyses	To what extent does the common country analysis of the UNCT include a gendered, youth situational analysis ?	1	●	●	●		
Results for youth in UNSDCF	Does the UNSDCF (or equivalent) include results for youth at the output and/or outcome level?	2	●	●	●		
Youth2030 in joint workplans and Business Operations Strategy (BOS) implementation plans of UNCTs	To what extent did the UNCT joint workplan of results/thematic group(s) include Youth2030 activities?	3.1	●	●	●		
	Did the UNCT BOS implementation plan include Youth2030 activities?	3.2	●	●	●		
Funding for youth results in UNSDCF	What proportion of the planned budget was funded for the achievement of results for youth?	4.1	●	●	●		
	What proportion of the available funding was utilized for the achievement of results for youth?	4.2	●	●	●		
Transparency of youth results in UNCTs	Did the UNCT annual report include reporting on joint programming for youth ? If yes, is it available publicly?	5	●	●	●		
Meaningful youth engagement – UNSDCF processes of UNCTs**	In which UNSDCF processes (see above) of the UNCT were youth meaningfully engaged ?	6.3	●	●	●		
UNCT leadership, culture, architecture and capacities for youth							
Youth coordination architecture in UNCTs	What type of coordination mechanism did the UNCT have in place for coherent UN youth programmes ?	7	●	●	●		
Capacities for Youth2030 implementation in UNCTs	Were UNCT staff sensitized on Youth2030 implementation?	8	●	●	●		
Youth workforce in UNCTs	To what extent did the UNCT introduce innovations in human resources management (common service line) in the BOS to increase the share of the youth workforce (<35 years)?	9	●	●	●		
Fair and quality internships in UNCTs	To what extent did the UNCT introduce innovations in human resources management (common service line) in the BOS to increase opportunities and improve the fairness and quality of internships ?	10	●	●	●		
Meaningful youth engagement – Leadership and culture in UNCTs	What UNCT policies and processes were in place for meaningful youth engagement ?	6.1	●	●	●		
	Did the UNCT engage diverse youth ?	6.2	●	●	●		

* Data on KPI 20 available only for the 2020 reporting period.

** Data on KPI 6.3: a) available for 104 out of 130 UNCTs for the 2021 reporting period; b) scoring for all 131 UNCTs available and based on modified criteria for the 2022 reporting period.

How to read Key Performance Indicators (KPIs): FOR youth WITH youth

How to read scores: At milestone Moving forward Getting ready

For detailed KPI scoring criteria, see the Youth2030 UNCT Scorecard [↗](#)

Short description of KPI	Question	Year	2020	2021	2022	2023	2024
		KPI #					
UNCTs, youth, COVID-19 response and recovery							
UN Country Teams (UNCTs), COVID-19 response and recovery plan, youth*	To what extent did the UNCT COVID-19 socioeconomic response and recovery plan include a focus on youth?	20					
UNCT support to Governments on youth and SDGs							
Leave No Youth Behind – assessment and action	To what extent did the UNCT strengthen the capacity of the Government to design and deliver data-driven strategies to Leave No Youth Behind in national sectoral plans?	11					
Policy alignment to SDGs and coherence for youth development	In what proportion of youth-related sectors did the UNCT strengthen the capacity of the Government to enhance policy alignment for sustainable development?	12.1					
	Did the UNCT strengthen the capacity of the Government to enhance the coherence of youth-related policies for sustainable development?	12.2					
Public finance for youth development	In what proportion of youth-related sectors did the UNCT strengthen the capacity of the Government to improve public financing for youth development?	13					
Disaggregated data on youth for decision-making	In what proportion of youth-related sectors did the UNCT strengthen the capacity of the Government to increase the availability of youth-relevant, high-quality, timely and reliable disaggregated data ?	14					
Youth engagement in design, monitoring and review of in-country programmes	In what proportion of youth-related sectors did the UNCT strengthen the capacity of the Government to mainstream youth engagement in the design, monitoring, review and follow-up of sectoral programmes?	15					
In-country youth coordination mechanisms	To what extent did the UNCT strengthen the capacity of in-country institutional structures/mechanisms for the multisectoral and multistakeholder coordination of youth programmes?	16					
Meaningful youth engagement – UNCT support to Governments on SDGs	In what areas of UNCT support to the Government on the SDGs (see above) were youth meaningfully engaged ?	6.4					
UNCTs, youth-led solutions, knowledge exchange, communication and advocacy							
Investments in youth-led solutions	To what extent did the UNCT support investments in youth-led solutions (incubation and scaling)?	17					
UNCTs, youth and knowledge exchange	Did the UNCT's knowledge exchange plan include youth components? If yes, did the UNCT have committed funding for this?	18					
UNCTs, youth, communication and advocacy	Did the UNCT's joint communication and advocacy strategy include youth components? Was accessibility for young people with disabilities taken into consideration? Were campaigns activated in Youth2030 priority areas?	19					
Meaningful youth engagement – UNCT-led projects and campaigns	In which categories of UNCT-led projects and campaigns (see above) were youth meaningfully engaged ?	6.5					
Youth focus in UN Sustainable Development Cooperation Frameworks (UNSDCFs)							
Youth situational analyses in common country analyses	To what extent does the common country analysis of the UNCT include a gendered, youth situational analysis ?	1					
Results for youth in UNSDCFs	Does the UNSDCF (or equivalent) include results for youth at the output and/or outcome level?	2					
Youth2030 in joint workplans and Business Operations Strategy (BOS) implementation plans of UNCTs	To what extent did the UNCT joint workplan of results/thematic group(s) include Youth2030 activities?	3.1					
	Did the UNCT BOS implementation plan include Youth2030 activities?	3.2					
Funding for youth results in UNSDCFs	What proportion of the planned budget was funded for the achievement of results for youth?	4.1					
	What proportion of the available funding was utilized for the achievement of results for youth?	4.2					
Transparency of youth results in UNCTs	Did the UNCT annual report include reporting on joint programming for youth ? If yes, is it available publicly?	5					
Meaningful youth engagement – UNSDCF processes of UNCTs**	In which UNSDCF processes (see above) of the UNCT were youth meaningfully engaged ?	6.3					
UNCT leadership, culture, architecture and capacities for youth							
Youth coordination architecture in UNCTs	What type of coordination mechanism did the UNCT have in place for coherent UN youth programmes ?	7					
Capacities for Youth2030 implementation in UNCTs	Were UNCT staff sensitized on Youth2030 implementation?	8					
Youth workforce in UNCTs	To what extent did the UNCT introduce innovations in human resources management (common service line) in the BOS to increase the share of the youth workforce (<35 years)?	9					
Fair and quality internships in UNCTs	To what extent did the UNCT introduce innovations in human resources management (common service line) in the BOS to increase opportunities and improve the fairness and quality of internships ?	10					
Meaningful youth engagement – Leadership and culture in UNCTs	What UNCT policies and processes were in place for meaningful youth engagement ?	6.1					
	Did the UNCT engage diverse youth ?	6.2					

* Data on KPI 20 available only for the 2020 reporting period.

** Data on KPI 6.3: a) available for 104 out of 130 UNCTs for the 2021 reporting period; b) scoring for all 131 UNCTs available and based on modified criteria for the 2022 reporting period.

How to read Key Performance Indicators (KPIs): FOR youth WITH youth

How to read scores: At milestone Moving forward Getting ready

For detailed KPI scoring criteria, see the Youth2030 UNCT Scorecard [↗](#)

Short description of KPI	Question	Year	2020	2021	2022	2023	2024
		KPI #					
UNCTs, youth, COVID-19 response and recovery							
UN Country Teams (UNCTs), COVID-19 response and recovery plan, youth*	To what extent did the UNCT COVID-19 socioeconomic response and recovery plan include a focus on youth?	20					
UNCT support to Governments on youth and SDGs							
Leave No Youth Behind – assessment and action	To what extent did the UNCT strengthen the capacity of the Government to design and deliver data-driven strategies to Leave No Youth Behind in national sectoral plans?	11					
Policy alignment to SDGs and coherence for youth development	In what proportion of youth-related sectors did the UNCT strengthen the capacity of the Government to enhance policy alignment for sustainable development?	12.1					
	Did the UNCT strengthen the capacity of the Government to enhance the coherence of youth-related policies for sustainable development?	12.2					
Public finance for youth development	In what proportion of youth-related sectors did the UNCT strengthen the capacity of the Government to improve public financing for youth development?	13					
Disaggregated data on youth for decision-making	In what proportion of youth-related sectors did the UNCT strengthen the capacity of the Government to increase the availability of youth-relevant, high-quality, timely and reliable disaggregated data ?	14					
Youth engagement in design, monitoring and review of in-country programmes	In what proportion of youth-related sectors did the UNCT strengthen the capacity of the Government to mainstream youth engagement in the design, monitoring, review and follow-up of sectoral programmes?	15					
In-country youth coordination mechanisms	To what extent did the UNCT strengthen the capacity of in-country institutional structures/mechanisms for the multisectoral and multistakeholder coordination of youth programmes?	16					
Meaningful youth engagement – UNCT support to Governments on SDGs	In what areas of UNCT support to the Government on the SDGs (see above) were youth meaningfully engaged ?	6.4					
UNCTs, youth-led solutions, knowledge exchange, communication and advocacy							
Investments in youth-led solutions	To what extent did the UNCT support investments in youth-led solutions (incubation and scaling)?	17					
UNCTs, youth and knowledge exchange	Did the UNCT's knowledge exchange plan include youth components? If yes, did the UNCT have committed funding for this?	18					
UNCTs, youth, communication and advocacy	Did the UNCT's joint communication and advocacy strategy include youth components? Was accessibility for young people with disabilities taken into consideration? Were campaigns activated in Youth2030 priority areas?	19					
Meaningful youth engagement – UNCT-led projects and campaigns	In which categories of UNCT-led projects and campaigns (see above) were youth meaningfully engaged ?	6.5					
Youth focus in UN Sustainable Development Cooperation Frameworks (UNSDCFs)							
Youth situational analyses in common country analyses	To what extent does the common country analysis of the UNCT include a gendered, youth situational analysis ?	1					
Results for youth in UNSDCFs	Does the UNSDCF (or equivalent) include results for youth at the output and/or outcome level?	2					
Youth2030 in joint workplans and Business Operations Strategy (BOS) implementation plans of UNCTs	To what extent did the UNCT joint workplan of results/thematic group(s) include Youth2030 activities?	3.1					
	Did the UNCT BOS implementation plan include Youth2030 activities?	3.2					
Funding for youth results in UNSDCFs	What proportion of the planned budget was funded for the achievement of results for youth?	4.1					
	What proportion of the available funding was utilized for the achievement of results for youth?	4.2					
Transparency of youth results in UNCTs	Did the UNCT annual report include reporting on joint programming for youth ? If yes, is it available publicly?	5					
Meaningful youth engagement – UNSDCF processes of UNCTs**	In which UNSDCF processes (see above) of the UNCT were youth meaningfully engaged ?	6.3					
UNCT leadership, culture, architecture and capacities for youth							
Youth coordination architecture in UNCTs	What type of coordination mechanism did the UNCT have in place for coherent UN youth programmes ?	7					
Capacities for Youth2030 implementation in UNCTs	Were UNCT staff sensitized on Youth2030 implementation?	8					
Youth workforce in UNCTs	To what extent did the UNCT introduce innovations in human resources management (common service line) in the BOS to increase the share of the youth workforce (<35 years)?	9					
Fair and quality internships in UNCTs	To what extent did the UNCT introduce innovations in human resources management (common service line) in the BOS to increase opportunities and improve the fairness and quality of internships ?	10					
Meaningful youth engagement – Leadership and culture in UNCTs	What UNCT policies and processes were in place for meaningful youth engagement ?	6.1					
	Did the UNCT engage diverse youth ?	6.2					

* Data on KPI 20 available only for the 2020 reporting period.

** Data on KPI 6.3: a) available for 104 out of 130 UNCTs for the 2021 reporting period; b) scoring for all 131 UNCTs available and based on modified criteria for the 2022 reporting period.

How to read Key Performance Indicators (KPIs): FOR youth WITH youth

How to read scores: ● At milestone ● Moving forward ● Getting ready

For detailed KPI scoring criteria, see the Youth2030 UNCT Scorecard [↗](#)

Short description of KPI	Question	Year	2020	2021	2022	2023	2024
		KPI #					
UNCTs, youth, COVID-19 response and recovery							
UN Country Teams (UNCTs), COVID-19 response and recovery plan, youth*	To what extent did the UNCT COVID-19 socioeconomic response and recovery plan include a focus on youth?	20	●	✕	✕		
UNCT support to Governments on youth and SDGs							
Leave No Youth Behind – assessment and action	To what extent did the UNCT strengthen the capacity of the Government to design and deliver data-driven strategies to Leave No Youth Behind in national sectoral plans?	11	●	●	●		
Policy alignment to SDGs and coherence for youth development	In what proportion of youth-related sectors did the UNCT strengthen the capacity of the Government to enhance policy alignment for sustainable development?	12.1	●	●	●		
	Did the UNCT strengthen the capacity of the Government to enhance the coherence of youth-related policies for sustainable development?	12.2	●	●	●		
Public finance for youth development	In what proportion of youth-related sectors did the UNCT strengthen the capacity of the Government to improve public financing for youth development?	13	●	●	●		
Disaggregated data on youth for decision-making	In what proportion of youth-related sectors did the UNCT strengthen the capacity of the Government to increase the availability of youth-relevant, high-quality, timely and reliable disaggregated data ?	14	●	●	●		
Youth engagement in design, monitoring and review of in-country programmes	In what proportion of youth-related sectors did the UNCT strengthen the capacity of the Government to mainstream youth engagement in the design, monitoring, review and follow-up of sectoral programmes?	15	●	●	●		
In-country youth coordination mechanisms	To what extent did the UNCT strengthen the capacity of in-country institutional structures/mechanisms for the multisectoral and multistakeholder coordination of youth programmes?	16	●	●	●		
Meaningful youth engagement – UNCT support to Governments on SDGs	In what areas of UNCT support to the Government on the SDGs (see above) were youth meaningfully engaged ?	6.4	●	●	●		
UNCTs, youth-led solutions, knowledge exchange, communication and advocacy							
Investments in youth-led solutions	To what extent did the UNCT support investments in youth-led solutions (incubation and scaling)?	17	●	●	●		
UNCTs, youth and knowledge exchange	Did the UNCT's knowledge exchange plan include youth components? If yes, did the UNCT have committed funding for this?	18	●	●	●		
UNCTs, youth, communication and advocacy	Did the UNCT's joint communication and advocacy strategy include youth components? Was accessibility for young people with disabilities taken into consideration? Were campaigns activated in Youth2030 priority areas?	19	●	●	●		
Meaningful youth engagement – UNCT-led projects and campaigns	In which categories of UNCT-led projects and campaigns (see above) were youth meaningfully engaged ?	6.5	●	●	●		
Youth focus in UN Sustainable Development Cooperation Frameworks (UNSDCFs)							
Youth situational analyses in common country analyses	To what extent does the common country analysis of the UNCT include a gendered, youth situational analysis ?	1	●	●	●		
Results for youth in UNSDCFs	Does the UNSDCF (or equivalent) include results for youth at the output and/or outcome level?	2	●	●	●		
Youth2030 in joint workplans and Business Operations Strategy (BOS) implementation plans of UNCTs	To what extent did the UNCT joint workplan of results/thematic group(s) include Youth2030 activities?	3.1	●	●	●		
	Did the UNCT BOS implementation plan include Youth2030 activities?	3.2	●	●	●		
Funding for youth results in UNSDCFs	What proportion of the planned budget was funded for the achievement of results for youth?	4.1	●	●	●		
	What proportion of the available funding was utilized for the achievement of results for youth?	4.2	●	●	●		
Transparency of youth results in UNCTs	Did the UNCT annual report include reporting on joint programming for youth ? If yes, is it available publicly?	5	●	●	●		
Meaningful youth engagement – UNSDCF processes of UNCTs**	In which UNSDCF processes (see above) of the UNCT were youth meaningfully engaged ?	6.3	●	●	●		
UNCT leadership, culture, architecture and capacities for youth							
Youth coordination architecture in UNCTs	What type of coordination mechanism did the UNCT have in place for coherent UN youth programmes ?	7	●	●	●		
Capacities for Youth2030 implementation in UNCTs	Were UNCT staff sensitized on Youth2030 implementation?	8	●	●	●		
Youth workforce in UNCTs	To what extent did the UNCT introduce innovations in human resources management (common service line) in the BOS to increase the share of the youth workforce (<35 years)?	9	●	●	●		
Fair and quality internships in UNCTs	To what extent did the UNCT introduce innovations in human resources management (common service line) in the BOS to increase opportunities and improve the fairness and quality of internships ?	10	●	●	●		
Meaningful youth engagement – Leadership and culture in UNCTs	What UNCT policies and processes were in place for meaningful youth engagement ?	6.1	●	●	●		
	Did the UNCT engage diverse youth ?	6.2	●	●	●		

* Data on KPI 20 available only for the 2020 reporting period.

** Data on KPI 6.3: a) available for 104 out of 130 UNCTs for the 2021 reporting period; b) scoring for all 131 UNCTs available and based on modified criteria for the 2022 reporting period.

How to read Key Performance Indicators (KPIs): FOR youth WITH youth

How to read scores: At milestone Moving forward Getting ready

For detailed KPI scoring criteria, see the Youth2030 UNCT Scorecard [↗](#)

Short description of KPI	Question	Year	2020	2021	2022	2023	2024
		KPI #					
UNCTs, youth, COVID-19 response and recovery							
UN Country Teams (UNCTs), COVID-19 response and recovery plan, youth*	To what extent did the UNCT COVID-19 socioeconomic response and recovery plan include a focus on youth?	20					
UNCT support to Governments on youth and SDGs							
Leave No Youth Behind – assessment and action	To what extent did the UNCT strengthen the capacity of the Government to design and deliver data-driven strategies to Leave No Youth Behind in national sectoral plans?	11					
Policy alignment to SDGs and coherence for youth development	In what proportion of youth-related sectors did the UNCT strengthen the capacity of the Government to enhance policy alignment for sustainable development?	12.1					
	Did the UNCT strengthen the capacity of the Government to enhance the coherence of youth-related policies for sustainable development?	12.2					
Public finance for youth development	In what proportion of youth-related sectors did the UNCT strengthen the capacity of the Government to improve public financing for youth development?	13					
Disaggregated data on youth for decision-making	In what proportion of youth-related sectors did the UNCT strengthen the capacity of the Government to increase the availability of youth-relevant, high-quality, timely and reliable disaggregated data ?	14					
Youth engagement in design, monitoring and review of in-country programmes	In what proportion of youth-related sectors did the UNCT strengthen the capacity of the Government to mainstream youth engagement in the design, monitoring, review and follow-up of sectoral programmes?	15					
In-country youth coordination mechanisms	To what extent did the UNCT strengthen the capacity of in-country institutional structures/mechanisms for the multisectoral and multistakeholder coordination of youth programmes?	16					
Meaningful youth engagement – UNCT support to Governments on SDGs	In what areas of UNCT support to the Government on the SDGs (see above) were youth meaningfully engaged ?	6.4					
UNCTs, youth-led solutions, knowledge exchange, communication and advocacy							
Investments in youth-led solutions	To what extent did the UNCT support investments in youth-led solutions (incubation and scaling)?	17					
UNCTs, youth and knowledge exchange	Did the UNCT's knowledge exchange plan include youth components? If yes, did the UNCT have committed funding for this?	18					
UNCTs, youth, communication and advocacy	Did the UNCT's joint communication and advocacy strategy include youth components? Was accessibility for young people with disabilities taken into consideration? Were campaigns activated in Youth2030 priority areas?	19					
Meaningful youth engagement – UNCT-led projects and campaigns	In which categories of UNCT-led projects and campaigns (see above) were youth meaningfully engaged ?	6.5					
Youth focus in UN Sustainable Development Cooperation Frameworks (UNSDCFs)							
Youth situational analyses in common country analyses	To what extent does the common country analysis of the UNCT include a gendered, youth situational analysis ?	1					
Results for youth in UNSDCFs	Does the UNSDCF (or equivalent) include results for youth at the output and/or outcome level?	2					
Youth2030 in joint workplans and Business Operations Strategy (BOS) implementation plans of UNCTs	To what extent did the UNCT joint workplan of results/thematic group(s) include Youth2030 activities?	3.1					
	Did the UNCT BOS implementation plan include Youth2030 activities?	3.2					
Funding for youth results in UNSDCFs	What proportion of the planned budget was funded for the achievement of results for youth?	4.1					
	What proportion of the available funding was utilized for the achievement of results for youth?	4.2					
Transparency of youth results in UNCTs	Did the UNCT annual report include reporting on joint programming for youth ? If yes, is it available publicly?	5					
Meaningful youth engagement – UNSDCF processes of UNCTs**	In which UNSDCF processes (see above) of the UNCT were youth meaningfully engaged ?	6.3					
UNCT leadership, culture, architecture and capacities for youth							
Youth coordination architecture in UNCTs	What type of coordination mechanism did the UNCT have in place for coherent UN youth programmes ?	7					
Capacities for Youth2030 implementation in UNCTs	Were UNCT staff sensitized on Youth2030 implementation?	8					
Youth workforce in UNCTs	To what extent did the UNCT introduce innovations in human resources management (common service line) in the BOS to increase the share of the youth workforce (<35 years)?	9					
Fair and quality internships in UNCTs	To what extent did the UNCT introduce innovations in human resources management (common service line) in the BOS to increase opportunities and improve the fairness and quality of internships ?	10					
Meaningful youth engagement – Leadership and culture in UNCTs	What UNCT policies and processes were in place for meaningful youth engagement ?	6.1					
	Did the UNCT engage diverse youth ?	6.2					

* Data on KPI 20 available only for the 2020 reporting period.

** Data on KPI 6.3: a) available for 104 out of 130 UNCTs for the 2021 reporting period; b) scoring for all 131 UNCTs available and based on modified criteria for the 2022 reporting period.

How to read Key Performance Indicators (KPIs): FOR youth WITH youth

How to read scores: At milestone Moving forward Getting ready

For detailed KPI scoring criteria, see the Youth2030 UNCT Scorecard [↗](#)

Short description of KPI	Question	Year	2020	2021	2022	2023	2024
		KPI #					
UNCTs, youth, COVID-19 response and recovery							
UN Country Teams (UNCTs), COVID-19 response and recovery plan, youth*	To what extent did the UNCT COVID-19 socioeconomic response and recovery plan include a focus on youth?	20					
UNCT support to Governments on youth and SDGs							
Leave No Youth Behind – assessment and action	To what extent did the UNCT strengthen the capacity of the Government to design and deliver data-driven strategies to Leave No Youth Behind in national sectoral plans?	11					
Policy alignment to SDGs and coherence for youth development	In what proportion of youth-related sectors did the UNCT strengthen the capacity of the Government to enhance policy alignment for sustainable development?	12.1					
	Did the UNCT strengthen the capacity of the Government to enhance the coherence of youth-related policies for sustainable development?	12.2					
Public finance for youth development	In what proportion of youth-related sectors did the UNCT strengthen the capacity of the Government to improve public financing for youth development?	13					
Disaggregated data on youth for decision-making	In what proportion of youth-related sectors did the UNCT strengthen the capacity of the Government to increase the availability of youth-relevant, high-quality, timely and reliable disaggregated data ?	14					
Youth engagement in design, monitoring and review of in-country programmes	In what proportion of youth-related sectors did the UNCT strengthen the capacity of the Government to mainstream youth engagement in the design, monitoring, review and follow-up of sectoral programmes?	15					
In-country youth coordination mechanisms	To what extent did the UNCT strengthen the capacity of in-country institutional structures/mechanisms for the multisectoral and multistakeholder coordination of youth programmes?	16					
Meaningful youth engagement – UNCT support to Governments on SDGs	In what areas of UNCT support to the Government on the SDGs (see above) were youth meaningfully engaged ?	6.4					
UNCTs, youth-led solutions, knowledge exchange, communication and advocacy							
Investments in youth-led solutions	To what extent did the UNCT support investments in youth-led solutions (incubation and scaling)?	17					
UNCTs, youth and knowledge exchange	Did the UNCT's knowledge exchange plan include youth components? If yes, did the UNCT have committed funding for this?	18					
UNCTs, youth, communication and advocacy	Did the UNCT's joint communication and advocacy strategy include youth components? Was accessibility for young people with disabilities taken into consideration? Were campaigns activated in Youth2030 priority areas?	19					
Meaningful youth engagement – UNCT-led projects and campaigns	In which categories of UNCT-led projects and campaigns (see above) were youth meaningfully engaged ?	6.5					
Youth focus in UN Sustainable Development Cooperation Frameworks (UNSDCFs)							
Youth situational analyses in common country analyses	To what extent does the common country analysis of the UNCT include a gendered, youth situational analysis ?	1					
Results for youth in UNSDCFs	Does the UNSDCF (or equivalent) include results for youth at the output and/or outcome level?	2					
Youth2030 in joint workplans and Business Operations Strategy (BOS) implementation plans of UNCTs	To what extent did the UNCT joint workplan of results/thematic group(s) include Youth2030 activities?	3.1					
	Did the UNCT BOS implementation plan include Youth2030 activities?	3.2					
Funding for youth results in UNSDCFs	What proportion of the planned budget was funded for the achievement of results for youth?	4.1					
	What proportion of the available funding was utilized for the achievement of results for youth?	4.2					
Transparency of youth results in UNCTs	Did the UNCT annual report include reporting on joint programming for youth ? If yes, is it available publicly?	5					
Meaningful youth engagement – UNSDCF processes of UNCTs**	In which UNSDCF processes (see above) of the UNCT were youth meaningfully engaged ?	6.3					
UNCT leadership, culture, architecture and capacities for youth							
Youth coordination architecture in UNCTs	What type of coordination mechanism did the UNCT have in place for coherent UN youth programmes ?	7					
Capacities for Youth2030 implementation in UNCTs	Were UNCT staff sensitized on Youth2030 implementation?	8					
Youth workforce in UNCTs	To what extent did the UNCT introduce innovations in human resources management (common service line) in the BOS to increase the share of the youth workforce (<35 years)?	9					
Fair and quality internships in UNCTs	To what extent did the UNCT introduce innovations in human resources management (common service line) in the BOS to increase opportunities and improve the fairness and quality of internships ?	10					
Meaningful youth engagement – Leadership and culture in UNCTs	What UNCT policies and processes were in place for meaningful youth engagement ?	6.1					
	Did the UNCT engage diverse youth ?	6.2					

* Data on KPI 20 available only for the 2020 reporting period.

** Data on KPI 6.3: a) available for 104 out of 130 UNCTs for the 2021 reporting period; b) scoring for all 131 UNCTs available and based on modified criteria for the 2022 reporting period.

How to read Key Performance Indicators (KPIs): FOR youth WITH youth

How to read scores: At milestone Moving forward Getting ready

For detailed KPI scoring criteria, see the Youth2030 UNCT Scorecard [↗](#)

Short description of KPI	Question	Year	2020	2021	2022	2023	2024
		KPI #					
UNCTs, youth, COVID-19 response and recovery							
UN Country Teams (UNCTs), COVID-19 response and recovery plan, youth*	To what extent did the UNCT COVID-19 socioeconomic response and recovery plan include a focus on youth?	20					
UNCT support to Governments on youth and SDGs							
Leave No Youth Behind – assessment and action	To what extent did the UNCT strengthen the capacity of the Government to design and deliver data-driven strategies to Leave No Youth Behind in national sectoral plans?	11					
Policy alignment to SDGs and coherence for youth development	In what proportion of youth-related sectors did the UNCT strengthen the capacity of the Government to enhance policy alignment for sustainable development?	12.1					
	Did the UNCT strengthen the capacity of the Government to enhance the coherence of youth-related policies for sustainable development?	12.2					
Public finance for youth development	In what proportion of youth-related sectors did the UNCT strengthen the capacity of the Government to improve public financing for youth development?	13					
Disaggregated data on youth for decision-making	In what proportion of youth-related sectors did the UNCT strengthen the capacity of the Government to increase the availability of youth-relevant, high-quality, timely and reliable disaggregated data ?	14					
Youth engagement in design, monitoring and review of in-country programmes	In what proportion of youth-related sectors did the UNCT strengthen the capacity of the Government to mainstream youth engagement in the design, monitoring, review and follow-up of sectoral programmes?	15					
In-country youth coordination mechanisms	To what extent did the UNCT strengthen the capacity of in-country institutional structures/mechanisms for the multisectoral and multistakeholder coordination of youth programmes?	16					
Meaningful youth engagement – UNCT support to Governments on SDGs	In what areas of UNCT support to the Government on the SDGs (see above) were youth meaningfully engaged ?	6.4					
UNCTs, youth-led solutions, knowledge exchange, communication and advocacy							
Investments in youth-led solutions	To what extent did the UNCT support investments in youth-led solutions (incubation and scaling)?	17					
UNCTs, youth and knowledge exchange	Did the UNCT's knowledge exchange plan include youth components? If yes, did the UNCT have committed funding for this?	18					
UNCTs, youth, communication and advocacy	Did the UNCT's joint communication and advocacy strategy include youth components? Was accessibility for young people with disabilities taken into consideration? Were campaigns activated in Youth2030 priority areas?	19					
Meaningful youth engagement – UNCT-led projects and campaigns	In which categories of UNCT-led projects and campaigns (see above) were youth meaningfully engaged ?	6.5					
Youth focus in UN Sustainable Development Cooperation Frameworks (UNSDCFs)							
Youth situational analyses in common country analyses	To what extent does the common country analysis of the UNCT include a gendered, youth situational analysis ?	1					
Results for youth in UNSDCFs	Does the UNSDCF (or equivalent) include results for youth at the output and/or outcome level?	2					
Youth2030 in joint workplans and Business Operations Strategy (BOS) implementation plans of UNCTs	To what extent did the UNCT joint workplan of results/thematic group(s) include Youth2030 activities?	3.1					
	Did the UNCT BOS implementation plan include Youth2030 activities?	3.2					
Funding for youth results in UNSDCFs	What proportion of the planned budget was funded for the achievement of results for youth?	4.1					
	What proportion of the available funding was utilized for the achievement of results for youth?	4.2					
Transparency of youth results in UNCTs	Did the UNCT annual report include reporting on joint programming for youth ? If yes, is it available publicly?	5					
Meaningful youth engagement – UNSDCF processes of UNCTs**	In which UNSDCF processes (see above) of the UNCT were youth meaningfully engaged ?	6.3					
UNCT leadership, culture, architecture and capacities for youth							
Youth coordination architecture in UNCTs	What type of coordination mechanism did the UNCT have in place for coherent UN youth programmes ?	7					
Capacities for Youth2030 implementation in UNCTs	Were UNCT staff sensitized on Youth2030 implementation?	8					
Youth workforce in UNCTs	To what extent did the UNCT introduce innovations in human resources management (common service line) in the BOS to increase the share of the youth workforce (<35 years)?	9					
Fair and quality internships in UNCTs	To what extent did the UNCT introduce innovations in human resources management (common service line) in the BOS to increase opportunities and improve the fairness and quality of internships ?	10					
Meaningful youth engagement – Leadership and culture in UNCTs	What UNCT policies and processes were in place for meaningful youth engagement ?	6.1					
	Did the UNCT engage diverse youth ?	6.2					

* Data on KPI 20 available only for the 2020 reporting period.

** Data on KPI 6.3: a) available for 104 out of 130 UNCTs for the 2021 reporting period; b) scoring for all 131 UNCTs available and based on modified criteria for the 2022 reporting period.

How to read Key Performance Indicators (KPIs): FOR youth WITH youth

How to read scores: At milestone Moving forward Getting ready

For detailed KPI scoring criteria, see the Youth2030 UNCT Scorecard [↗](#)

Short description of KPI	Question	Year	2020	2021	2022	2023	2024
		KPI #					
UNCTs, youth, COVID-19 response and recovery							
UN Country Teams (UNCTs), COVID-19 response and recovery plan, youth*	To what extent did the UNCT COVID-19 socioeconomic response and recovery plan include a focus on youth?	20					
UNCT support to Governments on youth and SDGs							
Leave No Youth Behind – assessment and action	To what extent did the UNCT strengthen the capacity of the Government to design and deliver data-driven strategies to Leave No Youth Behind in national sectoral plans?	11					
Policy alignment to SDGs and coherence for youth development	In what proportion of youth-related sectors did the UNCT strengthen the capacity of the Government to enhance policy alignment for sustainable development?	12.1					
	Did the UNCT strengthen the capacity of the Government to enhance the coherence of youth-related policies for sustainable development?	12.2					
Public finance for youth development	In what proportion of youth-related sectors did the UNCT strengthen the capacity of the Government to improve public financing for youth development?	13					
Disaggregated data on youth for decision-making	In what proportion of youth-related sectors did the UNCT strengthen the capacity of the Government to increase the availability of youth-relevant, high-quality, timely and reliable disaggregated data ?	14					
Youth engagement in design, monitoring and review of in-country programmes	In what proportion of youth-related sectors did the UNCT strengthen the capacity of the Government to mainstream youth engagement in the design, monitoring, review and follow-up of sectoral programmes?	15					
In-country youth coordination mechanisms	To what extent did the UNCT strengthen the capacity of in-country institutional structures/mechanisms for the multisectoral and multistakeholder coordination of youth programmes?	16					
Meaningful youth engagement – UNCT support to Governments on SDGs	In what areas of UNCT support to the Government on the SDGs (see above) were youth meaningfully engaged ?	6.4					
UNCTs, youth-led solutions, knowledge exchange, communication and advocacy							
Investments in youth-led solutions	To what extent did the UNCT support investments in youth-led solutions (incubation and scaling)?	17					
UNCTs, youth and knowledge exchange	Did the UNCT's knowledge exchange plan include youth components? If yes, did the UNCT have committed funding for this?	18					
UNCTs, youth, communication and advocacy	Did the UNCT's joint communication and advocacy strategy include youth components? Was accessibility for young people with disabilities taken into consideration? Were campaigns activated in Youth2030 priority areas?	19					
Meaningful youth engagement – UNCT-led projects and campaigns	In which categories of UNCT-led projects and campaigns (see above) were youth meaningfully engaged ?	6.5					
Youth focus in UN Sustainable Development Cooperation Frameworks (UNSDCFs)							
Youth situational analyses in common country analyses	To what extent does the common country analysis of the UNCT include a gendered, youth situational analysis ?	1					
Results for youth in UNSDCFs	Does the UNSDCF (or equivalent) include results for youth at the output and/or outcome level?	2					
Youth2030 in joint workplans and Business Operations Strategy (BOS) implementation plans of UNCTs	To what extent did the UNCT joint workplan of results/thematic group(s) include Youth2030 activities?	3.1					
	Did the UNCT BOS implementation plan include Youth2030 activities?	3.2					
Funding for youth results in UNSDCFs	What proportion of the planned budget was funded for the achievement of results for youth?	4.1					
	What proportion of the available funding was utilized for the achievement of results for youth?	4.2					
Transparency of youth results in UNCTs	Did the UNCT annual report include reporting on joint programming for youth ? If yes, is it available publicly?	5					
Meaningful youth engagement – UNSDCF processes of UNCTs**	In which UNSDCF processes (see above) of the UNCT were youth meaningfully engaged ?	6.3					
UNCT leadership, culture, architecture and capacities for youth							
Youth coordination architecture in UNCTs	What type of coordination mechanism did the UNCT have in place for coherent UN youth programmes ?	7					
Capacities for Youth2030 implementation in UNCTs	Were UNCT staff sensitized on Youth2030 implementation?	8					
Youth workforce in UNCTs	To what extent did the UNCT introduce innovations in human resources management (common service line) in the BOS to increase the share of the youth workforce (<35 years)?	9					
Fair and quality internships in UNCTs	To what extent did the UNCT introduce innovations in human resources management (common service line) in the BOS to increase opportunities and improve the fairness and quality of internships ?	10					
Meaningful youth engagement – Leadership and culture in UNCTs	What UNCT policies and processes were in place for meaningful youth engagement ?	6.1					
	Did the UNCT engage diverse youth ?	6.2					

* Data on KPI 20 available only for the 2020 reporting period.

** Data on KPI 6.3: a) available for 104 out of 130 UNCTs for the 2021 reporting period; b) scoring for all 131 UNCTs available and based on modified criteria for the 2022 reporting period.

How to read Key Performance Indicators (KPIs): FOR youth WITH youth

How to read scores: ● At milestone ● Moving forward ● Getting ready

For detailed KPI scoring criteria, see the Youth2030 UNCT Scorecard [↗](#)

Short description of KPI	Question	Year	2020	2021	2022	2023	2024
		KPI #					
UNCTs, youth, COVID-19 response and recovery							
UN Country Teams (UNCTs), COVID-19 response and recovery plan, youth*	To what extent did the UNCT COVID-19 socioeconomic response and recovery plan include a focus on youth?	20	●	X	X		
UNCT support to Governments on youth and SDGs							
Leave No Youth Behind – assessment and action	To what extent did the UNCT strengthen the capacity of the Government to design and deliver data-driven strategies to Leave No Youth Behind in national sectoral plans?	11	●	●	●		
Policy alignment to SDGs and coherence for youth development	In what proportion of youth-related sectors did the UNCT strengthen the capacity of the Government to enhance policy alignment for sustainable development?	12.1	●	●	●		
	Did the UNCT strengthen the capacity of the Government to enhance the coherence of youth-related policies for sustainable development?	12.2	●	●	●		
Public finance for youth development	In what proportion of youth-related sectors did the UNCT strengthen the capacity of the Government to improve public financing for youth development?	13	●	●	●		
Disaggregated data on youth for decision-making	In what proportion of youth-related sectors did the UNCT strengthen the capacity of the Government to increase the availability of youth-relevant, high-quality, timely and reliable disaggregated data ?	14	●	●	●		
Youth engagement in design, monitoring and review of in-country programmes	In what proportion of youth-related sectors did the UNCT strengthen the capacity of the Government to mainstream youth engagement in the design, monitoring, review and follow-up of sectoral programmes?	15	●	●	●		
In-country youth coordination mechanisms	To what extent did the UNCT strengthen the capacity of in-country institutional structures/mechanisms for the multisectoral and multistakeholder coordination of youth programmes?	16	●	●	●		
Meaningful youth engagement – UNCT support to Governments on SDGs	In what areas of UNCT support to the Government on the SDGs (see above) were youth meaningfully engaged ?	6.4	●	●	●		
UNCTs, youth-led solutions, knowledge exchange, communication and advocacy							
Investments in youth-led solutions	To what extent did the UNCT support investments in youth-led solutions (incubation and scaling)?	17	●	●	●		
UNCTs, youth and knowledge exchange	Did the UNCT's knowledge exchange plan include youth components? If yes, did the UNCT have committed funding for this?	18	●	●	●		
UNCTs, youth, communication and advocacy	Did the UNCT's joint communication and advocacy strategy include youth components? Was accessibility for young people with disabilities taken into consideration? Were campaigns activated in Youth2030 priority areas?	19	●	●	●		
Meaningful youth engagement – UNCT-led projects and campaigns	In which categories of UNCT-led projects and campaigns (see above) were youth meaningfully engaged ?	6.5	●	●	●		
Youth focus in UN Sustainable Development Cooperation Frameworks (UNSDCFs)							
Youth situational analyses in common country analyses	To what extent does the common country analysis of the UNCT include a gendered, youth situational analysis ?	1	●	●	●		
Results for youth in UNSDCF	Does the UNSDCF (or equivalent) include results for youth at the output and/or outcome level?	2	●	●	●		
Youth2030 in joint workplans and Business Operations Strategy (BOS) implementation plans of UNCTs	To what extent did the UNCT joint workplan of results/thematic group(s) include Youth2030 activities?	3.1	●	●	●		
	Did the UNCT BOS implementation plan include Youth2030 activities?	3.2	●	●	●		
Funding for youth results in UNSDCF	What proportion of the planned budget was funded for the achievement of results for youth?	4.1	●	●	●		
	What proportion of the available funding was utilized for the achievement of results for youth?	4.2	●	●	●		
Transparency of youth results in UNCTs	Did the UNCT annual report include reporting on joint programming for youth ? If yes, is it available publicly?	5	●	●	●		
Meaningful youth engagement – UNSDCF processes of UNCTs**	In which UNSDCF processes (see above) of the UNCT were youth meaningfully engaged ?	6.3	●	●	●		
UNCT leadership, culture, architecture and capacities for youth							
Youth coordination architecture in UNCTs	What type of coordination mechanism did the UNCT have in place for coherent UN youth programmes ?	7	●	●	●		
Capacities for Youth2030 implementation in UNCTs	Were UNCT staff sensitized on Youth2030 implementation?	8	●	●	●		
Youth workforce in UNCTs	To what extent did the UNCT introduce innovations in human resources management (common service line) in the BOS to increase the share of the youth workforce (<35 years)?	9	●	●	●		
Fair and quality internships in UNCTs	To what extent did the UNCT introduce innovations in human resources management (common service line) in the BOS to increase opportunities and improve the fairness and quality of internships ?	10	●	●	●		
Meaningful youth engagement – Leadership and culture in UNCTs	What UNCT policies and processes were in place for meaningful youth engagement ?	6.1	●	●	●		
	Did the UNCT engage diverse youth ?	6.2	●	●	●		

* Data on KPI 20 available only for the 2020 reporting period.

** Data on KPI 6.3: a) available for 104 out of 130 UNCTs for the 2021 reporting period; b) scoring for all 131 UNCTs available and based on modified criteria for the 2022 reporting period.

How to read Key Performance Indicators (KPIs): FOR youth WITH youth

How to read scores: At milestone Moving forward Getting ready

For detailed KPI scoring criteria, see the Youth2030 UNCT Scorecard [↗](#)

Short description of KPI	Question	Year	2020	2021	2022	2023	2024
		KPI #					
UNCTs, youth, COVID-19 response and recovery							
UN Country Teams (UNCTs), COVID-19 response and recovery plan, youth*	To what extent did the UNCT COVID-19 socioeconomic response and recovery plan include a focus on youth?	20					
UNCT support to Governments on youth and SDGs							
Leave No Youth Behind – assessment and action	To what extent did the UNCT strengthen the capacity of the Government to design and deliver data-driven strategies to Leave No Youth Behind in national sectoral plans?	11					
Policy alignment to SDGs and coherence for youth development	In what proportion of youth-related sectors did the UNCT strengthen the capacity of the Government to enhance policy alignment for sustainable development?	12.1					
	Did the UNCT strengthen the capacity of the Government to enhance the coherence of youth-related policies for sustainable development?	12.2					
Public finance for youth development	In what proportion of youth-related sectors did the UNCT strengthen the capacity of the Government to improve public financing for youth development?	13					
Disaggregated data on youth for decision-making	In what proportion of youth-related sectors did the UNCT strengthen the capacity of the Government to increase the availability of youth-relevant, high-quality, timely and reliable disaggregated data ?	14					
Youth engagement in design, monitoring and review of in-country programmes	In what proportion of youth-related sectors did the UNCT strengthen the capacity of the Government to mainstream youth engagement in the design, monitoring, review and follow-up of sectoral programmes?	15					
In-country youth coordination mechanisms	To what extent did the UNCT strengthen the capacity of in-country institutional structures/mechanisms for the multisectoral and multistakeholder coordination of youth programmes?	16					
Meaningful youth engagement – UNCT support to Governments on SDGs	In what areas of UNCT support to the Government on the SDGs (see above) were youth meaningfully engaged ?	6.4					
UNCTs, youth-led solutions, knowledge exchange, communication and advocacy							
Investments in youth-led solutions	To what extent did the UNCT support investments in youth-led solutions (incubation and scaling)?	17					
UNCTs, youth and knowledge exchange	Did the UNCT's knowledge exchange plan include youth components? If yes, did the UNCT have committed funding for this?	18					
UNCTs, youth, communication and advocacy	Did the UNCT's joint communication and advocacy strategy include youth components? Was accessibility for young people with disabilities taken into consideration? Were campaigns activated in Youth2030 priority areas?	19					
Meaningful youth engagement – UNCT-led projects and campaigns	In which categories of UNCT-led projects and campaigns (see above) were youth meaningfully engaged ?	6.5					
Youth focus in UN Sustainable Development Cooperation Frameworks (UNSDCFs)							
Youth situational analyses in common country analyses	To what extent does the common country analysis of the UNCT include a gendered, youth situational analysis ?	1					
Results for youth in UNSDCFs	Does the UNSDCF (or equivalent) include results for youth at the output and/or outcome level?	2					
Youth2030 in joint workplans and Business Operations Strategy (BOS) implementation plans of UNCTs	To what extent did the UNCT joint workplan of results/thematic group(s) include Youth2030 activities?	3.1					
	Did the UNCT BOS implementation plan include Youth2030 activities?	3.2					
Funding for youth results in UNSDCFs	What proportion of the planned budget was funded for the achievement of results for youth?	4.1					
	What proportion of the available funding was utilized for the achievement of results for youth?	4.2					
Transparency of youth results in UNCTs	Did the UNCT annual report include reporting on joint programming for youth ? If yes, is it available publicly?	5					
Meaningful youth engagement – UNSDCF processes of UNCTs**	In which UNSDCF processes (see above) of the UNCT were youth meaningfully engaged ?	6.3					
UNCT leadership, culture, architecture and capacities for youth							
Youth coordination architecture in UNCTs	What type of coordination mechanism did the UNCT have in place for coherent UN youth programmes ?	7					
Capacities for Youth2030 implementation in UNCTs	Were UNCT staff sensitized on Youth2030 implementation?	8					
Youth workforce in UNCTs	To what extent did the UNCT introduce innovations in human resources management (common service line) in the BOS to increase the share of the youth workforce (<35 years)?	9					
Fair and quality internships in UNCTs	To what extent did the UNCT introduce innovations in human resources management (common service line) in the BOS to increase opportunities and improve the fairness and quality of internships ?	10					
Meaningful youth engagement – Leadership and culture in UNCTs	What UNCT policies and processes were in place for meaningful youth engagement ?	6.1					
	Did the UNCT engage diverse youth ?	6.2					

* Data on KPI 20 available only for the 2020 reporting period.

** Data on KPI 6.3: a) available for 104 out of 130 UNCTs for the 2021 reporting period; b) scoring for all 131 UNCTs available and based on modified criteria for the 2022 reporting period.

How to read Key Performance Indicators (KPIs): FOR youth WITH youth

How to read scores: ● At milestone ● Moving forward ● Getting ready

For detailed KPI scoring criteria, see the Youth2030 UNCT Scorecard [↗](#)

Short description of KPI	Question	Year	2020	2021	2022	2023	2024
		KPI #					
UNCTs, youth, COVID-19 response and recovery							
UN Country Teams (UNCTs), COVID-19 response and recovery plan, youth*	To what extent did the UNCT COVID-19 socioeconomic response and recovery plan include a focus on youth?	20	●	X	X		
UNCT support to Governments on youth and SDGs							
Leave No Youth Behind – assessment and action	To what extent did the UNCT strengthen the capacity of the Government to design and deliver data-driven strategies to Leave No Youth Behind in national sectoral plans?	11	●	●	●		
Policy alignment to SDGs and coherence for youth development	In what proportion of youth-related sectors did the UNCT strengthen the capacity of the Government to enhance policy alignment for sustainable development?	12.1	●	●	●		
	Did the UNCT strengthen the capacity of the Government to enhance the coherence of youth-related policies for sustainable development?	12.2	●	●	●		
Public finance for youth development	In what proportion of youth-related sectors did the UNCT strengthen the capacity of the Government to improve public financing for youth development?	13	●	●	●		
Disaggregated data on youth for decision-making	In what proportion of youth-related sectors did the UNCT strengthen the capacity of the Government to increase the availability of youth-relevant, high-quality, timely and reliable disaggregated data ?	14	●	●	●		
Youth engagement in design, monitoring and review of in-country programmes	In what proportion of youth-related sectors did the UNCT strengthen the capacity of the Government to mainstream youth engagement in the design, monitoring, review and follow-up of sectoral programmes?	15	●	●	●		
In-country youth coordination mechanisms	To what extent did the UNCT strengthen the capacity of in-country institutional structures/mechanisms for the multisectoral and multistakeholder coordination of youth programmes?	16	●	●	●		
Meaningful youth engagement – UNCT support to Governments on SDGs	In what areas of UNCT support to the Government on the SDGs (see above) were youth meaningfully engaged ?	6.4	●	●	●		
UNCTs, youth-led solutions, knowledge exchange, communication and advocacy							
Investments in youth-led solutions	To what extent did the UNCT support investments in youth-led solutions (incubation and scaling)?	17	●	●	●		
UNCTs, youth and knowledge exchange	Did the UNCT's knowledge exchange plan include youth components? If yes, did the UNCT have committed funding for this?	18	●	●	●		
UNCTs, youth, communication and advocacy	Did the UNCT's joint communication and advocacy strategy include youth components? Was accessibility for young people with disabilities taken into consideration? Were campaigns activated in Youth2030 priority areas?	19	●	●	●		
Meaningful youth engagement – UNCT-led projects and campaigns	In which categories of UNCT-led projects and campaigns (see above) were youth meaningfully engaged ?	6.5	●	●	●		
Youth focus in UN Sustainable Development Cooperation Frameworks (UNSDCFs)							
Youth situational analyses in common country analyses	To what extent does the common country analysis of the UNCT include a gendered, youth situational analysis ?	1	●	●	●		
Results for youth in UNSDCFs	Does the UNSDCF (or equivalent) include results for youth at the output and/or outcome level?	2	●	●	●		
Youth2030 in joint workplans and Business Operations Strategy (BOS) implementation plans of UNCTs	To what extent did the UNCT joint workplan of results/thematic group(s) include Youth2030 activities?	3.1	●	●	●		
	Did the UNCT BOS implementation plan include Youth2030 activities?	3.2	●	●	●		
Funding for youth results in UNSDCFs	What proportion of the planned budget was funded for the achievement of results for youth?	4.1	●	●	●		
	What proportion of the available funding was utilized for the achievement of results for youth?	4.2	●	●	●		
Transparency of youth results in UNCTs	Did the UNCT annual report include reporting on joint programming for youth ? If yes, is it available publicly?	5	●	●	●		
Meaningful youth engagement – UNSDCF processes of UNCTs**	In which UNSDCF processes (see above) of the UNCT were youth meaningfully engaged ?	6.3	●	●	●		
UNCT leadership, culture, architecture and capacities for youth							
Youth coordination architecture in UNCTs	What type of coordination mechanism did the UNCT have in place for coherent UN youth programmes ?	7	●	●	●		
Capacities for Youth2030 implementation in UNCTs	Were UNCT staff sensitized on Youth2030 implementation?	8	●	●	●		
Youth workforce in UNCTs	To what extent did the UNCT introduce innovations in human resources management (common service line) in the BOS to increase the share of the youth workforce (<35 years)?	9	●	●	●		
Fair and quality internships in UNCTs	To what extent did the UNCT introduce innovations in human resources management (common service line) in the BOS to increase opportunities and improve the fairness and quality of internships ?	10	●	●	●		
Meaningful youth engagement – Leadership and culture in UNCTs	What UNCT policies and processes were in place for meaningful youth engagement ?	6.1	●	●	●		
	Did the UNCT engage diverse youth ?	6.2	●	●	●		

* Data on KPI 20 available only for the 2020 reporting period.

** Data on KPI 6.3: a) available for 104 out of 130 UNCTs for the 2021 reporting period; b) scoring for all 131 UNCTs available and based on modified criteria for the 2022 reporting period.

How to read Key Performance Indicators (KPIs): FOR youth WITH youth

How to read scores: At milestone Moving forward Getting ready

For detailed KPI scoring criteria, see the Youth2030 UNCT Scorecard [↗](#)

Short description of KPI	Question	Year	2020	2021	2022	2023	2024
		KPI #					
UNCTs, youth, COVID-19 response and recovery							
UN Country Teams (UNCTs), COVID-19 response and recovery plan, youth*	To what extent did the UNCT COVID-19 socioeconomic response and recovery plan include a focus on youth?	20					
UNCT support to Governments on youth and SDGs							
Leave No Youth Behind – assessment and action	To what extent did the UNCT strengthen the capacity of the Government to design and deliver data-driven strategies to Leave No Youth Behind in national sectoral plans?	11					
Policy alignment to SDGs and coherence for youth development	In what proportion of youth-related sectors did the UNCT strengthen the capacity of the Government to enhance policy alignment for sustainable development?	12.1					
	Did the UNCT strengthen the capacity of the Government to enhance the coherence of youth-related policies for sustainable development?	12.2					
Public finance for youth development	In what proportion of youth-related sectors did the UNCT strengthen the capacity of the Government to improve public financing for youth development?	13					
Disaggregated data on youth for decision-making	In what proportion of youth-related sectors did the UNCT strengthen the capacity of the Government to increase the availability of youth-relevant, high-quality, timely and reliable disaggregated data ?	14					
Youth engagement in design, monitoring and review of in-country programmes	In what proportion of youth-related sectors did the UNCT strengthen the capacity of the Government to mainstream youth engagement in the design, monitoring, review and follow-up of sectoral programmes?	15					
In-country youth coordination mechanisms	To what extent did the UNCT strengthen the capacity of in-country institutional structures/mechanisms for the multisectoral and multistakeholder coordination of youth programmes?	16					
Meaningful youth engagement – UNCT support to Governments on SDGs	In what areas of UNCT support to the Government on the SDGs (see above) were youth meaningfully engaged ?	6.4					
UNCTs, youth-led solutions, knowledge exchange, communication and advocacy							
Investments in youth-led solutions	To what extent did the UNCT support investments in youth-led solutions (incubation and scaling)?	17					
UNCTs, youth and knowledge exchange	Did the UNCT's knowledge exchange plan include youth components? If yes, did the UNCT have committed funding for this?	18					
UNCTs, youth, communication and advocacy	Did the UNCT's joint communication and advocacy strategy include youth components? Was accessibility for young people with disabilities taken into consideration? Were campaigns activated in Youth2030 priority areas?	19					
Meaningful youth engagement – UNCT-led projects and campaigns	In which categories of UNCT-led projects and campaigns (see above) were youth meaningfully engaged ?	6.5					
Youth focus in UN Sustainable Development Cooperation Frameworks (UNSDCFs)							
Youth situational analyses in common country analyses	To what extent does the common country analysis of the UNCT include a gendered, youth situational analysis ?	1					
Results for youth in UNSDCFs	Does the UNSDCF (or equivalent) include results for youth at the output and/or outcome level?	2					
Youth2030 in joint workplans and Business Operations Strategy (BOS) implementation plans of UNCTs	To what extent did the UNCT joint workplan of results/thematic group(s) include Youth2030 activities?	3.1					
	Did the UNCT BOS implementation plan include Youth2030 activities?	3.2					
Funding for youth results in UNSDCFs	What proportion of the planned budget was funded for the achievement of results for youth?	4.1					
	What proportion of the available funding was utilized for the achievement of results for youth?	4.2					
Transparency of youth results in UNCTs	Did the UNCT annual report include reporting on joint programming for youth ? If yes, is it available publicly?	5					
Meaningful youth engagement – UNSDCF processes of UNCTs**	In which UNSDCF processes (see above) of the UNCT were youth meaningfully engaged ?	6.3					
UNCT leadership, culture, architecture and capacities for youth							
Youth coordination architecture in UNCTs	What type of coordination mechanism did the UNCT have in place for coherent UN youth programmes ?	7					
Capacities for Youth2030 implementation in UNCTs	Were UNCT staff sensitized on Youth2030 implementation?	8					
Youth workforce in UNCTs	To what extent did the UNCT introduce innovations in human resources management (common service line) in the BOS to increase the share of the youth workforce (<35 years)?	9					
Fair and quality internships in UNCTs	To what extent did the UNCT introduce innovations in human resources management (common service line) in the BOS to increase opportunities and improve the fairness and quality of internships ?	10					
Meaningful youth engagement – Leadership and culture in UNCTs	What UNCT policies and processes were in place for meaningful youth engagement ?	6.1					
	Did the UNCT engage diverse youth ?	6.2					

* Data on KPI 20 available only for the 2020 reporting period.

** Data on KPI 6.3: a) available for 104 out of 130 UNCTs for the 2021 reporting period; b) scoring for all 131 UNCTs available and based on modified criteria for the 2022 reporting period.

How to read Key Performance Indicators (KPIs): FOR youth WITH youth

How to read scores: At milestone Moving forward Getting ready

For detailed KPI scoring criteria, see the Youth2030 UNCT Scorecard [↗](#)

Short description of KPI	Question	Year	2020	2021	2022	2023	2024
		KPI #					
UNCTs, youth, COVID-19 response and recovery							
UN Country Teams (UNCTs), COVID-19 response and recovery plan, youth*	To what extent did the UNCT COVID-19 socioeconomic response and recovery plan include a focus on youth?	20					
UNCT support to Governments on youth and SDGs							
Leave No Youth Behind – assessment and action	To what extent did the UNCT strengthen the capacity of the Government to design and deliver data-driven strategies to Leave No Youth Behind in national sectoral plans?	11					
Policy alignment to SDGs and coherence for youth development	In what proportion of youth-related sectors did the UNCT strengthen the capacity of the Government to enhance policy alignment for sustainable development?	12.1					
	Did the UNCT strengthen the capacity of the Government to enhance the coherence of youth-related policies for sustainable development?	12.2					
Public finance for youth development	In what proportion of youth-related sectors did the UNCT strengthen the capacity of the Government to improve public financing for youth development?	13					
Disaggregated data on youth for decision-making	In what proportion of youth-related sectors did the UNCT strengthen the capacity of the Government to increase the availability of youth-relevant, high-quality, timely and reliable disaggregated data ?	14					
Youth engagement in design, monitoring and review of in-country programmes	In what proportion of youth-related sectors did the UNCT strengthen the capacity of the Government to mainstream youth engagement in the design, monitoring, review and follow-up of sectoral programmes?	15					
In-country youth coordination mechanisms	To what extent did the UNCT strengthen the capacity of in-country institutional structures/mechanisms for the multisectoral and multistakeholder coordination of youth programmes?	16					
Meaningful youth engagement – UNCT support to Governments on SDGs	In what areas of UNCT support to the Government on the SDGs (see above) were youth meaningfully engaged ?	6.4					
UNCTs, youth-led solutions, knowledge exchange, communication and advocacy							
Investments in youth-led solutions	To what extent did the UNCT support investments in youth-led solutions (incubation and scaling)?	17					
UNCTs, youth and knowledge exchange	Did the UNCT's knowledge exchange plan include youth components? If yes, did the UNCT have committed funding for this?	18					
UNCTs, youth, communication and advocacy	Did the UNCT's joint communication and advocacy strategy include youth components? Was accessibility for young people with disabilities taken into consideration? Were campaigns activated in Youth2030 priority areas?	19					
Meaningful youth engagement – UNCT-led projects and campaigns	In which categories of UNCT-led projects and campaigns (see above) were youth meaningfully engaged ?	6.5					
Youth focus in UN Sustainable Development Cooperation Frameworks (UNSDCFs)							
Youth situational analyses in common country analyses	To what extent does the common country analysis of the UNCT include a gendered, youth situational analysis ?	1					
Results for youth in UNSDCFs	Does the UNSDCF (or equivalent) include results for youth at the output and/or outcome level?	2					
Youth2030 in joint workplans and Business Operations Strategy (BOS) implementation plans of UNCTs	To what extent did the UNCT joint workplan of results/thematic group(s) include Youth2030 activities?	3.1					
	Did the UNCT BOS implementation plan include Youth2030 activities?	3.2					
Funding for youth results in UNSDCFs	What proportion of the planned budget was funded for the achievement of results for youth?	4.1					
	What proportion of the available funding was utilized for the achievement of results for youth?	4.2					
Transparency of youth results in UNCTs	Did the UNCT annual report include reporting on joint programming for youth ? If yes, is it available publicly?	5					
Meaningful youth engagement – UNSDCF processes of UNCTs**	In which UNSDCF processes (see above) of the UNCT were youth meaningfully engaged ?	6.3					
UNCT leadership, culture, architecture and capacities for youth							
Youth coordination architecture in UNCTs	What type of coordination mechanism did the UNCT have in place for coherent UN youth programmes ?	7					
Capacities for Youth2030 implementation in UNCTs	Were UNCT staff sensitized on Youth2030 implementation?	8					
Youth workforce in UNCTs	To what extent did the UNCT introduce innovations in human resources management (common service line) in the BOS to increase the share of the youth workforce (<35 years)?	9					
Fair and quality internships in UNCTs	To what extent did the UNCT introduce innovations in human resources management (common service line) in the BOS to increase opportunities and improve the fairness and quality of internships ?	10					
Meaningful youth engagement – Leadership and culture in UNCTs	What UNCT policies and processes were in place for meaningful youth engagement ?	6.1					
	Did the UNCT engage diverse youth ?	6.2					

* Data on KPI 20 available only for the 2020 reporting period.

** Data on KPI 6.3: a) available for 104 out of 130 UNCTs for the 2021 reporting period; b) scoring for all 131 UNCTs available and based on modified criteria for the 2022 reporting period.

How to read Key Performance Indicators (KPIs): FOR youth WITH youth

How to read scores: At milestone Moving forward Getting ready

For detailed KPI scoring criteria, see the Youth2030 UNCT Scorecard [↗](#)

Short description of KPI	Question	Year	2020	2021	2022	2023	2024
		KPI #					
UNCTs, youth, COVID-19 response and recovery							
UN Country Teams (UNCTs), COVID-19 response and recovery plan, youth*	To what extent did the UNCT COVID-19 socioeconomic response and recovery plan include a focus on youth?	20					
UNCT support to Governments on youth and SDGs							
Leave No Youth Behind – assessment and action	To what extent did the UNCT strengthen the capacity of the Government to design and deliver data-driven strategies to Leave No Youth Behind in national sectoral plans?	11					
Policy alignment to SDGs and coherence for youth development	In what proportion of youth-related sectors did the UNCT strengthen the capacity of the Government to enhance policy alignment for sustainable development?	12.1					
	Did the UNCT strengthen the capacity of the Government to enhance the coherence of youth-related policies for sustainable development?	12.2					
Public finance for youth development	In what proportion of youth-related sectors did the UNCT strengthen the capacity of the Government to improve public financing for youth development?	13					
Disaggregated data on youth for decision-making	In what proportion of youth-related sectors did the UNCT strengthen the capacity of the Government to increase the availability of youth-relevant, high-quality, timely and reliable disaggregated data ?	14					
Youth engagement in design, monitoring and review of in-country programmes	In what proportion of youth-related sectors did the UNCT strengthen the capacity of the Government to mainstream youth engagement in the design, monitoring, review and follow-up of sectoral programmes?	15					
In-country youth coordination mechanisms	To what extent did the UNCT strengthen the capacity of in-country institutional structures/mechanisms for the multisectoral and multistakeholder coordination of youth programmes?	16					
Meaningful youth engagement – UNCT support to Governments on SDGs	In what areas of UNCT support to the Government on the SDGs (see above) were youth meaningfully engaged ?	6.4					
UNCTs, youth-led solutions, knowledge exchange, communication and advocacy							
Investments in youth-led solutions	To what extent did the UNCT support investments in youth-led solutions (incubation and scaling)?	17					
UNCTs, youth and knowledge exchange	Did the UNCT's knowledge exchange plan include youth components? If yes, did the UNCT have committed funding for this?	18					
UNCTs, youth, communication and advocacy	Did the UNCT's joint communication and advocacy strategy include youth components? Was accessibility for young people with disabilities taken into consideration? Were campaigns activated in Youth2030 priority areas?	19					
Meaningful youth engagement – UNCT-led projects and campaigns	In which categories of UNCT-led projects and campaigns (see above) were youth meaningfully engaged ?	6.5					
Youth focus in UN Sustainable Development Cooperation Frameworks (UNSDCFs)							
Youth situational analyses in common country analyses	To what extent does the common country analysis of the UNCT include a gendered, youth situational analysis ?	1					
Results for youth in UNSDCFs	Does the UNSDCF (or equivalent) include results for youth at the output and/or outcome level?	2					
Youth2030 in joint workplans and Business Operations Strategy (BOS) implementation plans of UNCTs	To what extent did the UNCT joint workplan of results/thematic group(s) include Youth2030 activities?	3.1					
	Did the UNCT BOS implementation plan include Youth2030 activities?	3.2					
Funding for youth results in UNSDCFs	What proportion of the planned budget was funded for the achievement of results for youth?	4.1					
	What proportion of the available funding was utilized for the achievement of results for youth?	4.2					
Transparency of youth results in UNCTs	Did the UNCT annual report include reporting on joint programming for youth ? If yes, is it available publicly?	5					
Meaningful youth engagement – UNSDCF processes of UNCTs**	In which UNSDCF processes (see above) of the UNCT were youth meaningfully engaged ?	6.3					
UNCT leadership, culture, architecture and capacities for youth							
Youth coordination architecture in UNCTs	What type of coordination mechanism did the UNCT have in place for coherent UN youth programmes ?	7					
Capacities for Youth2030 implementation in UNCTs	Were UNCT staff sensitized on Youth2030 implementation?	8					
Youth workforce in UNCTs	To what extent did the UNCT introduce innovations in human resources management (common service line) in the BOS to increase the share of the youth workforce (<35 years)?	9					
Fair and quality internships in UNCTs	To what extent did the UNCT introduce innovations in human resources management (common service line) in the BOS to increase opportunities and improve the fairness and quality of internships ?	10					
Meaningful youth engagement – Leadership and culture in UNCTs	What UNCT policies and processes were in place for meaningful youth engagement ?	6.1					
	Did the UNCT engage diverse youth ?	6.2					

* Data on KPI 20 available only for the 2020 reporting period.

** Data on KPI 6.3: a) available for 104 out of 130 UNCTs for the 2021 reporting period; b) scoring for all 131 UNCTs available and based on modified criteria for the 2022 reporting period.

How to read Key Performance Indicators (KPIs): FOR youth WITH youth

How to read scores: At milestone Moving forward Getting ready

For detailed KPI scoring criteria, see the Youth2030 UNCT Scorecard [↗](#)

Short description of KPI	Question	Year	2020	2021	2022	2023	2024
		KPI #					
UNCTs, youth, COVID-19 response and recovery							
UN Country Teams (UNCTs), COVID-19 response and recovery plan, youth*	To what extent did the UNCT COVID-19 socioeconomic response and recovery plan include a focus on youth?	20					
UNCT support to Governments on youth and SDGs							
Leave No Youth Behind – assessment and action	To what extent did the UNCT strengthen the capacity of the Government to design and deliver data-driven strategies to Leave No Youth Behind in national sectoral plans?	11					
Policy alignment to SDGs and coherence for youth development	In what proportion of youth-related sectors did the UNCT strengthen the capacity of the Government to enhance policy alignment for sustainable development?	12.1					
	Did the UNCT strengthen the capacity of the Government to enhance the coherence of youth-related policies for sustainable development?	12.2					
Public finance for youth development	In what proportion of youth-related sectors did the UNCT strengthen the capacity of the Government to improve public financing for youth development?	13					
Disaggregated data on youth for decision-making	In what proportion of youth-related sectors did the UNCT strengthen the capacity of the Government to increase the availability of youth-relevant, high-quality, timely and reliable disaggregated data ?	14					
Youth engagement in design, monitoring and review of in-country programmes	In what proportion of youth-related sectors did the UNCT strengthen the capacity of the Government to mainstream youth engagement in the design, monitoring, review and follow-up of sectoral programmes?	15					
In-country youth coordination mechanisms	To what extent did the UNCT strengthen the capacity of in-country institutional structures/mechanisms for the multisectoral and multistakeholder coordination of youth programmes?	16					
Meaningful youth engagement – UNCT support to Governments on SDGs	In what areas of UNCT support to the Government on the SDGs (see above) were youth meaningfully engaged ?	6.4					
UNCTs, youth-led solutions, knowledge exchange, communication and advocacy							
Investments in youth-led solutions	To what extent did the UNCT support investments in youth-led solutions (incubation and scaling)?	17					
UNCTs, youth and knowledge exchange	Did the UNCT's knowledge exchange plan include youth components? If yes, did the UNCT have committed funding for this?	18					
UNCTs, youth, communication and advocacy	Did the UNCT's joint communication and advocacy strategy include youth components? Was accessibility for young people with disabilities taken into consideration? Were campaigns activated in Youth2030 priority areas?	19					
Meaningful youth engagement – UNCT-led projects and campaigns	In which categories of UNCT-led projects and campaigns (see above) were youth meaningfully engaged ?	6.5					
Youth focus in UN Sustainable Development Cooperation Frameworks (UNSDCFs)							
Youth situational analyses in common country analyses	To what extent does the common country analysis of the UNCT include a gendered, youth situational analysis ?	1					
Results for youth in UNSDCFs	Does the UNSDCF (or equivalent) include results for youth at the output and/or outcome level?	2					
Youth2030 in joint workplans and Business Operations Strategy (BOS) implementation plans of UNCTs	To what extent did the UNCT joint workplan of results/thematic group(s) include Youth2030 activities?	3.1					
	Did the UNCT BOS implementation plan include Youth2030 activities?	3.2					
Funding for youth results in UNSDCFs	What proportion of the planned budget was funded for the achievement of results for youth?	4.1					
	What proportion of the available funding was utilized for the achievement of results for youth?	4.2					
Transparency of youth results in UNCTs	Did the UNCT annual report include reporting on joint programming for youth ? If yes, is it available publicly?	5					
Meaningful youth engagement – UNSDCF processes of UNCTs**	In which UNSDCF processes (see above) of the UNCT were youth meaningfully engaged ?	6.3					
UNCT leadership, culture, architecture and capacities for youth							
Youth coordination architecture in UNCTs	What type of coordination mechanism did the UNCT have in place for coherent UN youth programmes ?	7					
Capacities for Youth2030 implementation in UNCTs	Were UNCT staff sensitized on Youth2030 implementation?	8					
Youth workforce in UNCTs	To what extent did the UNCT introduce innovations in human resources management (common service line) in the BOS to increase the share of the youth workforce (<35 years)?	9					
Fair and quality internships in UNCTs	To what extent did the UNCT introduce innovations in human resources management (common service line) in the BOS to increase opportunities and improve the fairness and quality of internships ?	10					
Meaningful youth engagement – Leadership and culture in UNCTs	What UNCT policies and processes were in place for meaningful youth engagement ?	6.1					
	Did the UNCT engage diverse youth ?	6.2					

* Data on KPI 20 available only for the 2020 reporting period.

** Data on KPI 6.3: a) available for 104 out of 130 UNCTs for the 2021 reporting period; b) scoring for all 131 UNCTs available and based on modified criteria for the 2022 reporting period.

How to read Key Performance Indicators (KPIs): FOR youth WITH youth

How to read scores: ● At milestone ● Moving forward ● Getting ready

For detailed KPI scoring criteria, see the Youth2030 UNCT Scorecard [↗](#)

Short description of KPI	Question	Year	2020	2021	2022	2023	2024
			KPI #				
UNCTs, youth, COVID-19 response and recovery							
UN Country Teams (UNCTs), COVID-19 response and recovery plan, youth*	To what extent did the UNCT COVID-19 socioeconomic response and recovery plan include a focus on youth?	20	●	X	X		
UNCT support to Governments on youth and SDGs							
Leave No Youth Behind – assessment and action	To what extent did the UNCT strengthen the capacity of the Government to design and deliver data-driven strategies to Leave No Youth Behind in national sectoral plans?	11	●	●	●		
Policy alignment to SDGs and coherence for youth development	In what proportion of youth-related sectors did the UNCT strengthen the capacity of the Government to enhance policy alignment for sustainable development?	12.1	●	●	●		
	Did the UNCT strengthen the capacity of the Government to enhance the coherence of youth-related policies for sustainable development?	12.2	●	●	●		
Public finance for youth development	In what proportion of youth-related sectors did the UNCT strengthen the capacity of the Government to improve public financing for youth development?	13	●	●	●		
Disaggregated data on youth for decision-making	In what proportion of youth-related sectors did the UNCT strengthen the capacity of the Government to increase the availability of youth-relevant, high-quality, timely and reliable disaggregated data ?	14	●	●	●		
Youth engagement in design, monitoring and review of in-country programmes	In what proportion of youth-related sectors did the UNCT strengthen the capacity of the Government to mainstream youth engagement in the design, monitoring, review and follow-up of sectoral programmes?	15	●	●	●		
In-country youth coordination mechanisms	To what extent did the UNCT strengthen the capacity of in-country institutional structures/mechanisms for the multisectoral and multistakeholder coordination of youth programmes?	16	●	●	●		
Meaningful youth engagement – UNCT support to Governments on SDGs	In what areas of UNCT support to the Government on the SDGs (see above) were youth meaningfully engaged ?	6.4	●	●	●		
UNCTs, youth-led solutions, knowledge exchange, communication and advocacy							
Investments in youth-led solutions	To what extent did the UNCT support investments in youth-led solutions (incubation and scaling)?	17	●	●	●		
UNCTs, youth and knowledge exchange	Did the UNCT's knowledge exchange plan include youth components? If yes, did the UNCT have committed funding for this?	18	●	●	●		
UNCTs, youth, communication and advocacy	Did the UNCT's joint communication and advocacy strategy include youth components? Was accessibility for young people with disabilities taken into consideration? Were campaigns activated in Youth2030 priority areas?	19	●	●	●		
Meaningful youth engagement – UNCT-led projects and campaigns	In which categories of UNCT-led projects and campaigns (see above) were youth meaningfully engaged ?	6.5	●	●	●		
Youth focus in UN Sustainable Development Cooperation Frameworks (UNSDCFs)							
Youth situational analyses in common country analyses	To what extent does the common country analysis of the UNCT include a gendered, youth situational analysis ?	1	●	●	●		
Results for youth in UNSDCFs	Does the UNSDCF (or equivalent) include results for youth at the output and/or outcome level?	2	●	●	●		
Youth2030 in joint workplans and Business Operations Strategy (BOS) implementation plans of UNCTs	To what extent did the UNCT joint workplan of results/thematic group(s) include Youth2030 activities?	3.1	●	●	●		
	Did the UNCT BOS implementation plan include Youth2030 activities?	3.2	●	●	●		
Funding for youth results in UNSDCFs	What proportion of the planned budget was funded for the achievement of results for youth?	4.1	●	●	●		
	What proportion of the available funding was utilized for the achievement of results for youth?	4.2	●	●	●		
Transparency of youth results in UNCTs	Did the UNCT annual report include reporting on joint programming for youth ? If yes, is it available publicly?	5	●	●	●		
Meaningful youth engagement – UNSDCF processes of UNCTs**	In which UNSDCF processes (see above) of the UNCT were youth meaningfully engaged ?	6.3	●	●	●		
UNCT leadership, culture, architecture and capacities for youth							
Youth coordination architecture in UNCTs	What type of coordination mechanism did the UNCT have in place for coherent UN youth programmes ?	7	●	●	●		
Capacities for Youth2030 implementation in UNCTs	Were UNCT staff sensitized on Youth2030 implementation?	8	●	●	●		
Youth workforce in UNCTs	To what extent did the UNCT introduce innovations in human resources management (common service line) in the BOS to increase the share of the youth workforce (<35 years)?	9	●	●	●		
Fair and quality internships in UNCTs	To what extent did the UNCT introduce innovations in human resources management (common service line) in the BOS to increase opportunities and improve the fairness and quality of internships ?	10	●	●	●		
Meaningful youth engagement – Leadership and culture in UNCTs	What UNCT policies and processes were in place for meaningful youth engagement ?	6.1	●	●	●		
	Did the UNCT engage diverse youth ?	6.2	●	●	●		

* Data on KPI 20 available only for the 2020 reporting period.

** Data on KPI 6.3: a) available for 104 out of 130 UNCTs for the 2021 reporting period; b) scoring for all 131 UNCTs available and based on modified criteria for the 2022 reporting period.

How to read Key Performance Indicators (KPIs): FOR youth WITH youth

How to read scores: At milestone Moving forward Getting ready

For detailed KPI scoring criteria, see the Youth2030 UNCT Scorecard [↗](#)

Short description of KPI	Question	Year	2020	2021	2022	2023	2024
		KPI #					
UNCTs, youth, COVID-19 response and recovery							
UN Country Teams (UNCTs), COVID-19 response and recovery plan, youth**	To what extent did the UNCT COVID-19 socioeconomic response and recovery plan include a focus on youth?	20					
UNCT support to Governments on youth and SDGs							
Leave No Youth Behind – assessment and action	To what extent did the UNCT strengthen the capacity of the Government to design and deliver data-driven strategies to Leave No Youth Behind in national sectoral plans?	11					
Policy alignment to SDGs and coherence for youth development	In what proportion of youth-related sectors did the UNCT strengthen the capacity of the Government to enhance policy alignment for sustainable development?	12.1					
	Did the UNCT strengthen the capacity of the Government to enhance the coherence of youth-related policies for sustainable development?	12.2					
Public finance for youth development	In what proportion of youth-related sectors did the UNCT strengthen the capacity of the Government to improve public financing for youth development?	13					
Disaggregated data on youth for decision-making	In what proportion of youth-related sectors did the UNCT strengthen the capacity of the Government to increase the availability of youth-relevant, high-quality, timely and reliable disaggregated data ?	14					
Youth engagement in design, monitoring and review of in-country programmes	In what proportion of youth-related sectors did the UNCT strengthen the capacity of the Government to mainstream youth engagement in the design, monitoring, review and follow-up of sectoral programmes?	15					
In-country youth coordination mechanisms	To what extent did the UNCT strengthen the capacity of in-country institutional structures/mechanisms for the multisectoral and multistakeholder coordination of youth programmes?	16					
Meaningful youth engagement – UNCT support to Governments on SDGs	In what areas of UNCT support to the Government on the SDGs (see above) were youth meaningfully engaged ?	6.4					
UNCTs, youth-led solutions, knowledge exchange, communication and advocacy							
Investments in youth-led solutions	To what extent did the UNCT support investments in youth-led solutions (incubation and scaling)?	17					
UNCTs, youth and knowledge exchange	Did the UNCT's knowledge exchange plan include youth components? If yes, did the UNCT have committed funding for this?	18					
UNCTs, youth, communication and advocacy	Did the UNCT's joint communication and advocacy strategy include youth components? Was accessibility for young people with disabilities taken into consideration? Were campaigns activated in Youth2030 priority areas?	19					
Meaningful youth engagement – UNCT-led projects and campaigns	In which categories of UNCT-led projects and campaigns (see above) were youth meaningfully engaged ?	6.5					
Youth focus in UN Sustainable Development Cooperation Frameworks (UNSDCFs)							
Youth situational analyses in common country analyses	To what extent does the common country analysis of the UNCT include a gendered, youth situational analysis ?	1					
Results for youth in UNSDCF	Does the UNSDCF (or equivalent) include results for youth at the output and/or outcome level?	2					
Youth2030 in joint workplans and Business Operations Strategy (BOS) implementation plans of UNCTs	To what extent did the UNCT joint workplan of results/thematic group(s) include Youth2030 activities?	3.1					
	Did the UNCT BOS implementation plan include Youth2030 activities?	3.2					
Funding for youth results in UNSDCF	What proportion of the planned budget was funded for the achievement of results for youth?	4.1					
	What proportion of the available funding was utilized for the achievement of results for youth?	4.2					
Transparency of youth results in UNCTs	Did the UNCT annual report include reporting on joint programming for youth ? If yes, is it available publicly?	5					
Meaningful youth engagement – UNSDCF processes of UNCTs***	In which UNSDCF processes (see above) of the UNCT were youth meaningfully engaged ?	6.3					
UNCT leadership, culture, architecture and capacities for youth							
Youth coordination architecture in UNCTs	What type of coordination mechanism did the UNCT have in place for coherent UN youth programmes ?	7					
Capacities for Youth2030 implementation in UNCTs	Were UNCT staff sensitized on Youth2030 implementation?	8					
Youth workforce in UNCTs	To what extent did the UNCT introduce innovations in human resources management (common service line) in the BOS to increase the share of the youth workforce (<35 years)?	9					
Fair and quality internships in UNCTs	To what extent did the UNCT introduce innovations in human resources management (common service line) in the BOS to increase opportunities and improve the fairness and quality of internships ?	10					
Meaningful youth engagement – Leadership and culture in UNCTs	What UNCT policies and processes were in place for meaningful youth engagement ?	6.1					
	Did the UNCT engage diverse youth ?	6.2					

* Multi-Country Office Trinidad and Tobago, Aruba, Curacao and Sint Maarten.

** Data on KPI 20 available only for the 2020 reporting period.

*** Data on KPI 6.3: a) available for 104 out of 130 UNCTs for the 2021 reporting period; b) scoring for all 131 UNCTs available and based on modified criteria for the 2022 reporting period.

How to read Key Performance Indicators (KPIs): FOR youth WITH youth

How to read scores: At milestone Moving forward Getting ready

For detailed KPI scoring criteria, see the Youth2030 UNCT Scorecard [↗](#)

Short description of KPI	Question	Year	2020	2021	2022	2023	2024
		KPI #					
UNCTs, youth, COVID-19 response and recovery							
UN Country Teams (UNCTs), COVID-19 response and recovery plan, youth*	To what extent did the UNCT COVID-19 socioeconomic response and recovery plan include a focus on youth?	20					
UNCT support to Governments on youth and SDGs							
Leave No Youth Behind – assessment and action	To what extent did the UNCT strengthen the capacity of the Government to design and deliver data-driven strategies to Leave No Youth Behind in national sectoral plans?	11					
Policy alignment to SDGs and coherence for youth development	In what proportion of youth-related sectors did the UNCT strengthen the capacity of the Government to enhance policy alignment for sustainable development?	12.1					
	Did the UNCT strengthen the capacity of the Government to enhance the coherence of youth-related policies for sustainable development?	12.2					
Public finance for youth development	In what proportion of youth-related sectors did the UNCT strengthen the capacity of the Government to improve public financing for youth development?	13					
Disaggregated data on youth for decision-making	In what proportion of youth-related sectors did the UNCT strengthen the capacity of the Government to increase the availability of youth-relevant, high-quality, timely and reliable disaggregated data ?	14					
Youth engagement in design, monitoring and review of in-country programmes	In what proportion of youth-related sectors did the UNCT strengthen the capacity of the Government to mainstream youth engagement in the design, monitoring, review and follow-up of sectoral programmes?	15					
In-country youth coordination mechanisms	To what extent did the UNCT strengthen the capacity of in-country institutional structures/mechanisms for the multisectoral and multistakeholder coordination of youth programmes?	16					
Meaningful youth engagement – UNCT support to Governments on SDGs	In what areas of UNCT support to the Government on the SDGs (see above) were youth meaningfully engaged ?	6.4					
UNCTs, youth-led solutions, knowledge exchange, communication and advocacy							
Investments in youth-led solutions	To what extent did the UNCT support investments in youth-led solutions (incubation and scaling)?	17					
UNCTs, youth and knowledge exchange	Did the UNCT's knowledge exchange plan include youth components? If yes, did the UNCT have committed funding for this?	18					
UNCTs, youth, communication and advocacy	Did the UNCT's joint communication and advocacy strategy include youth components? Was accessibility for young people with disabilities taken into consideration? Were campaigns activated in Youth2030 priority areas?	19					
Meaningful youth engagement – UNCT-led projects and campaigns	In which categories of UNCT-led projects and campaigns (see above) were youth meaningfully engaged ?	6.5					
Youth focus in UN Sustainable Development Cooperation Frameworks (UNSDCFs)							
Youth situational analyses in common country analyses	To what extent does the common country analysis of the UNCT include a gendered, youth situational analysis ?	1					
Results for youth in UNSDCFs	Does the UNSDCF (or equivalent) include results for youth at the output and/or outcome level?	2					
Youth2030 in joint workplans and Business Operations Strategy (BOS) implementation plans of UNCTs	To what extent did the UNCT joint workplan of results/thematic group(s) include Youth2030 activities?	3.1					
	Did the UNCT BOS implementation plan include Youth2030 activities?	3.2					
Funding for youth results in UNSDCFs	What proportion of the planned budget was funded for the achievement of results for youth?	4.1					
	What proportion of the available funding was utilized for the achievement of results for youth?	4.2					
Transparency of youth results in UNCTs	Did the UNCT annual report include reporting on joint programming for youth ? If yes, is it available publicly?	5					
Meaningful youth engagement – UNSDCF processes of UNCTs**	In which UNSDCF processes (see above) of the UNCT were youth meaningfully engaged ?	6.3					
UNCT leadership, culture, architecture and capacities for youth							
Youth coordination architecture in UNCTs	What type of coordination mechanism did the UNCT have in place for coherent UN youth programmes ?	7					
Capacities for Youth2030 implementation in UNCTs	Were UNCT staff sensitized on Youth2030 implementation?	8					
Youth workforce in UNCTs	To what extent did the UNCT introduce innovations in human resources management (common service line) in the BOS to increase the share of the youth workforce (<35 years)?	9					
Fair and quality internships in UNCTs	To what extent did the UNCT introduce innovations in human resources management (common service line) in the BOS to increase opportunities and improve the fairness and quality of internships ?	10					
Meaningful youth engagement – Leadership and culture in UNCTs	What UNCT policies and processes were in place for meaningful youth engagement ?	6.1					
	Did the UNCT engage diverse youth ?	6.2					

* Data on KPI 20 available only for the 2020 reporting period.

** Data on KPI 6.3: a) available for 104 out of 130 UNCTs for the 2021 reporting period; b) scoring for all 131 UNCTs available and based on modified criteria for the 2022 reporting period.

How to read Key Performance Indicators (KPIs): FOR youth WITH youth

How to read scores: At milestone Moving forward Getting ready

For detailed KPI scoring criteria, see the Youth2030 UNCT Scorecard [↗](#)

Short description of KPI	Question	Year	2020	2021	2022	2023	2024
		KPI #					
UNCTs, youth, COVID-19 response and recovery							
UN Country Teams (UNCTs), COVID-19 response and recovery plan, youth*	To what extent did the UNCT COVID-19 socioeconomic response and recovery plan include a focus on youth?	20					
UNCT support to Governments on youth and SDGs							
Leave No Youth Behind – assessment and action	To what extent did the UNCT strengthen the capacity of the Government to design and deliver data-driven strategies to Leave No Youth Behind in national sectoral plans?	11					
Policy alignment to SDGs and coherence for youth development	In what proportion of youth-related sectors did the UNCT strengthen the capacity of the Government to enhance policy alignment for sustainable development?	12.1					
	Did the UNCT strengthen the capacity of the Government to enhance the coherence of youth-related policies for sustainable development?	12.2					
Public finance for youth development	In what proportion of youth-related sectors did the UNCT strengthen the capacity of the Government to improve public financing for youth development?	13					
Disaggregated data on youth for decision-making	In what proportion of youth-related sectors did the UNCT strengthen the capacity of the Government to increase the availability of youth-relevant, high-quality, timely and reliable disaggregated data ?	14					
Youth engagement in design, monitoring and review of in-country programmes	In what proportion of youth-related sectors did the UNCT strengthen the capacity of the Government to mainstream youth engagement in the design, monitoring, review and follow-up of sectoral programmes?	15					
In-country youth coordination mechanisms	To what extent did the UNCT strengthen the capacity of in-country institutional structures/mechanisms for the multisectoral and multistakeholder coordination of youth programmes?	16					
Meaningful youth engagement – UNCT support to Governments on SDGs	In what areas of UNCT support to the Government on the SDGs (see above) were youth meaningfully engaged ?	6.4					
UNCTs, youth-led solutions, knowledge exchange, communication and advocacy							
Investments in youth-led solutions	To what extent did the UNCT support investments in youth-led solutions (incubation and scaling)?	17					
UNCTs, youth and knowledge exchange	Did the UNCT's knowledge exchange plan include youth components? If yes, did the UNCT have committed funding for this?	18					
UNCTs, youth, communication and advocacy	Did the UNCT's joint communication and advocacy strategy include youth components? Was accessibility for young people with disabilities taken into consideration? Were campaigns activated in Youth2030 priority areas?	19					
Meaningful youth engagement – UNCT-led projects and campaigns	In which categories of UNCT-led projects and campaigns (see above) were youth meaningfully engaged ?	6.5					
Youth focus in UN Sustainable Development Cooperation Frameworks (UNSDCFs)							
Youth situational analyses in common country analyses	To what extent does the common country analysis of the UNCT include a gendered, youth situational analysis ?	1					
Results for youth in UNSDCF	Does the UNSDCF (or equivalent) include results for youth at the output and/or outcome level?	2					
Youth2030 in joint workplans and Business Operations Strategy (BOS) implementation plans of UNCTs	To what extent did the UNCT joint workplan of results/thematic group(s) include Youth2030 activities?	3.1					
	Did the UNCT BOS implementation plan include Youth2030 activities?	3.2					
Funding for youth results in UNSDCF	What proportion of the planned budget was funded for the achievement of results for youth?	4.1					
	What proportion of the available funding was utilized for the achievement of results for youth?	4.2					
Transparency of youth results in UNCTs	Did the UNCT annual report include reporting on joint programming for youth ? If yes, is it available publicly?	5					
Meaningful youth engagement – UNSDCF processes of UNCTs**	In which UNSDCF processes (see above) of the UNCT were youth meaningfully engaged ?	6.3					
UNCT leadership, culture, architecture and capacities for youth							
Youth coordination architecture in UNCTs	What type of coordination mechanism did the UNCT have in place for coherent UN youth programmes ?	7					
Capacities for Youth2030 implementation in UNCTs	Were UNCT staff sensitized on Youth2030 implementation?	8					
Youth workforce in UNCTs	To what extent did the UNCT introduce innovations in human resources management (common service line) in the BOS to increase the share of the youth workforce (<35 years)?	9					
Fair and quality internships in UNCTs	To what extent did the UNCT introduce innovations in human resources management (common service line) in the BOS to increase opportunities and improve the fairness and quality of internships ?	10					
Meaningful youth engagement – Leadership and culture in UNCTs	What UNCT policies and processes were in place for meaningful youth engagement ?	6.1					
	Did the UNCT engage diverse youth ?	6.2					

* Data on KPI 20 available only for the 2020 reporting period.

** Data on KPI 6.3: a) available for 104 out of 130 UNCTs for the 2021 reporting period; b) scoring for all 131 UNCTs available and based on modified criteria for the 2022 reporting period.

How to read Key Performance Indicators (KPIs): FOR youth WITH youth

How to read scores: ● At milestone ● Moving forward ● Getting ready

For detailed KPI scoring criteria, see the Youth2030 UNCT Scorecard [↗](#)

Short description of KPI	Question	Year	2020	2021	2022	2023	2024
		KPI #					
UNCTs, youth, COVID-19 response and recovery							
UN Country Teams (UNCTs), COVID-19 response and recovery plan, youth*	To what extent did the UNCT COVID-19 socioeconomic response and recovery plan include a focus on youth?	20	●	✕	✕		
UNCT support to Governments on youth and SDGs							
Leave No Youth Behind – assessment and action	To what extent did the UNCT strengthen the capacity of the Government to design and deliver data-driven strategies to Leave No Youth Behind in national sectoral plans?	11	●	●	●		
Policy alignment to SDGs and coherence for youth development	In what proportion of youth-related sectors did the UNCT strengthen the capacity of the Government to enhance policy alignment for sustainable development?	12.1	●	●	●		
	Did the UNCT strengthen the capacity of the Government to enhance the coherence of youth-related policies for sustainable development?	12.2	●	●	●		
Public finance for youth development	In what proportion of youth-related sectors did the UNCT strengthen the capacity of the Government to improve public financing for youth development?	13	●	●	●		
Disaggregated data on youth for decision-making	In what proportion of youth-related sectors did the UNCT strengthen the capacity of the Government to increase the availability of youth-relevant, high-quality, timely and reliable disaggregated data ?	14	●	●	●		
Youth engagement in design, monitoring and review of in-country programmes	In what proportion of youth-related sectors did the UNCT strengthen the capacity of the Government to mainstream youth engagement in the design, monitoring, review and follow-up of sectoral programmes?	15	●	●	●		
In-country youth coordination mechanisms	To what extent did the UNCT strengthen the capacity of in-country institutional structures/mechanisms for the multisectoral and multistakeholder coordination of youth programmes?	16	●	●	●		
Meaningful youth engagement – UNCT support to Governments on SDGs	In what areas of UNCT support to the Government on the SDGs (see above) were youth meaningfully engaged ?	6.4	●	●	●		
UNCTs, youth-led solutions, knowledge exchange, communication and advocacy							
Investments in youth-led solutions	To what extent did the UNCT support investments in youth-led solutions (incubation and scaling)?	17	●	●	●		
UNCTs, youth and knowledge exchange	Did the UNCT's knowledge exchange plan include youth components? If yes, did the UNCT have committed funding for this?	18	●	●	●		
UNCTs, youth, communication and advocacy	Did the UNCT's joint communication and advocacy strategy include youth components? Was accessibility for young people with disabilities taken into consideration? Were campaigns activated in Youth2030 priority areas?	19	●	●	●		
Meaningful youth engagement – UNCT-led projects and campaigns	In which categories of UNCT-led projects and campaigns (see above) were youth meaningfully engaged ?	6.5	●	●	●		
Youth focus in UN Sustainable Development Cooperation Frameworks (UNSDCFs)							
Youth situational analyses in common country analyses	To what extent does the common country analysis of the UNCT include a gendered, youth situational analysis ?	1	●	●	●		
Results for youth in UNSDCF	Does the UNSDCF (or equivalent) include results for youth at the output and/or outcome level?	2	●	●	●		
Youth2030 in joint workplans and Business Operations Strategy (BOS) implementation plans of UNCTs	To what extent did the UNCT joint workplan of results/thematic group(s) include Youth2030 activities?	3.1	●	●	●		
	Did the UNCT BOS implementation plan include Youth2030 activities?	3.2	●	●	●		
Funding for youth results in UNSDCF	What proportion of the planned budget was funded for the achievement of results for youth?	4.1	●	●	●		
	What proportion of the available funding was utilized for the achievement of results for youth?	4.2	●	●	●		
Transparency of youth results in UNCTs	Did the UNCT annual report include reporting on joint programming for youth ? If yes, is it available publicly?	5	●	●	●		
Meaningful youth engagement – UNSDCF processes of UNCTs**	In which UNSDCF processes (see above) of the UNCT were youth meaningfully engaged ?	6.3	●	●	●		
UNCT leadership, culture, architecture and capacities for youth							
Youth coordination architecture in UNCTs	What type of coordination mechanism did the UNCT have in place for coherent UN youth programmes ?	7	●	●	●		
Capacities for Youth2030 implementation in UNCTs	Were UNCT staff sensitized on Youth2030 implementation?	8	●	●	●		
Youth workforce in UNCTs	To what extent did the UNCT introduce innovations in human resources management (common service line) in the BOS to increase the share of the youth workforce (<35 years)?	9	●	●	●		
Fair and quality internships in UNCTs	To what extent did the UNCT introduce innovations in human resources management (common service line) in the BOS to increase opportunities and improve the fairness and quality of internships ?	10	●	●	●		
Meaningful youth engagement – Leadership and culture in UNCTs	What UNCT policies and processes were in place for meaningful youth engagement ?	6.1	●	●	●		
	Did the UNCT engage diverse youth ?	6.2	●	●	●		

* Data on KPI 20 available only for the 2020 reporting period.

** Data on KPI 6.3: a) available for 104 out of 130 UNCTs for the 2021 reporting period; b) scoring for all 131 UNCTs available and based on modified criteria for the 2022 reporting period.

How to read Key Performance Indicators (KPIs): FOR youth WITH youth

How to read scores: At milestone Moving forward Getting ready

For detailed KPI scoring criteria, see the Youth2030 UNCT Scorecard [↗](#)

Short description of KPI	Question	Year	2020	2021	2022	2023	2024
		KPI #					
UNCTs, youth, COVID-19 response and recovery							
UN Country Teams (UNCTs), COVID-19 response and recovery plan, youth*	To what extent did the UNCT COVID-19 socioeconomic response and recovery plan include a focus on youth?	20					
UNCT support to Governments on youth and SDGs							
Leave No Youth Behind – assessment and action	To what extent did the UNCT strengthen the capacity of the Government to design and deliver data-driven strategies to Leave No Youth Behind in national sectoral plans?	11					
Policy alignment to SDGs and coherence for youth development	In what proportion of youth-related sectors did the UNCT strengthen the capacity of the Government to enhance policy alignment for sustainable development?	12.1					
	Did the UNCT strengthen the capacity of the Government to enhance the coherence of youth-related policies for sustainable development?	12.2					
Public finance for youth development	In what proportion of youth-related sectors did the UNCT strengthen the capacity of the Government to improve public financing for youth development?	13					
Disaggregated data on youth for decision-making	In what proportion of youth-related sectors did the UNCT strengthen the capacity of the Government to increase the availability of youth-relevant, high-quality, timely and reliable disaggregated data ?	14					
Youth engagement in design, monitoring and review of in-country programmes	In what proportion of youth-related sectors did the UNCT strengthen the capacity of the Government to mainstream youth engagement in the design, monitoring, review and follow-up of sectoral programmes?	15					
In-country youth coordination mechanisms	To what extent did the UNCT strengthen the capacity of in-country institutional structures/mechanisms for the multisectoral and multistakeholder coordination of youth programmes?	16					
Meaningful youth engagement – UNCT support to Governments on SDGs	In what areas of UNCT support to the Government on the SDGs (see above) were youth meaningfully engaged ?	6.4					
UNCTs, youth-led solutions, knowledge exchange, communication and advocacy							
Investments in youth-led solutions	To what extent did the UNCT support investments in youth-led solutions (incubation and scaling)?	17					
UNCTs, youth and knowledge exchange	Did the UNCT's knowledge exchange plan include youth components? If yes, did the UNCT have committed funding for this?	18					
UNCTs, youth, communication and advocacy	Did the UNCT's joint communication and advocacy strategy include youth components? Was accessibility for young people with disabilities taken into consideration? Were campaigns activated in Youth2030 priority areas?	19					
Meaningful youth engagement – UNCT-led projects and campaigns	In which categories of UNCT-led projects and campaigns (see above) were youth meaningfully engaged ?	6.5					
Youth focus in UN Sustainable Development Cooperation Frameworks (UNSDCFs)							
Youth situational analyses in common country analyses	To what extent does the common country analysis of the UNCT include a gendered, youth situational analysis ?	1					
Results for youth in UNSDCFs	Does the UNSDCF (or equivalent) include results for youth at the output and/or outcome level?	2					
Youth2030 in joint workplans and Business Operations Strategy (BOS) implementation plans of UNCTs	To what extent did the UNCT joint workplan of results/thematic group(s) include Youth2030 activities?	3.1					
	Did the UNCT BOS implementation plan include Youth2030 activities?	3.2					
Funding for youth results in UNSDCFs	What proportion of the planned budget was funded for the achievement of results for youth?	4.1					
	What proportion of the available funding was utilized for the achievement of results for youth?	4.2					
Transparency of youth results in UNCTs	Did the UNCT annual report include reporting on joint programming for youth ? If yes, is it available publicly?	5					
Meaningful youth engagement – UNSDCF processes of UNCTs**	In which UNSDCF processes (see above) of the UNCT were youth meaningfully engaged ?	6.3					
UNCT leadership, culture, architecture and capacities for youth							
Youth coordination architecture in UNCTs	What type of coordination mechanism did the UNCT have in place for coherent UN youth programmes ?	7					
Capacities for Youth2030 implementation in UNCTs	Were UNCT staff sensitized on Youth2030 implementation?	8					
Youth workforce in UNCTs	To what extent did the UNCT introduce innovations in human resources management (common service line) in the BOS to increase the share of the youth workforce (<35 years)?	9					
Fair and quality internships in UNCTs	To what extent did the UNCT introduce innovations in human resources management (common service line) in the BOS to increase opportunities and improve the fairness and quality of internships ?	10					
Meaningful youth engagement – Leadership and culture in UNCTs	What UNCT policies and processes were in place for meaningful youth engagement ?	6.1					
	Did the UNCT engage diverse youth ?	6.2					

* Data on KPI 20 available only for the 2020 reporting period.

** Data on KPI 6.3: a) available for 104 out of 130 UNCTs for the 2021 reporting period; b) scoring for all 131 UNCTs available and based on modified criteria for the 2022 reporting period.

How to read Key Performance Indicators (KPIs): FOR youth WITH youth

How to read scores: ● At milestone ● Moving forward ● Getting ready

For detailed KPI scoring criteria, see the Youth2030 UNCT Scorecard [↗](#)

Short description of KPI	Question	Year	2020	2021	2022	2023	2024
		KPI #					
UNCTs, youth, COVID-19 response and recovery							
UN Country Teams (UNCTs), COVID-19 response and recovery plan, youth*	To what extent did the UNCT COVID-19 socioeconomic response and recovery plan include a focus on youth?	20	●	X	X		
UNCT support to Governments on youth and SDGs							
Leave No Youth Behind – assessment and action	To what extent did the UNCT strengthen the capacity of the Government to design and deliver data-driven strategies to Leave No Youth Behind in national sectoral plans?	11	●	●	●		
Policy alignment to SDGs and coherence for youth development	In what proportion of youth-related sectors did the UNCT strengthen the capacity of the Government to enhance policy alignment for sustainable development?	12.1	●	●	●		
	Did the UNCT strengthen the capacity of the Government to enhance the coherence of youth-related policies for sustainable development?	12.2	●	●	●		
Public finance for youth development	In what proportion of youth-related sectors did the UNCT strengthen the capacity of the Government to improve public financing for youth development?	13	●	●	●		
Disaggregated data on youth for decision-making	In what proportion of youth-related sectors did the UNCT strengthen the capacity of the Government to increase the availability of youth-relevant, high-quality, timely and reliable disaggregated data ?	14	●	●	●		
Youth engagement in design, monitoring and review of in-country programmes	In what proportion of youth-related sectors did the UNCT strengthen the capacity of the Government to mainstream youth engagement in the design, monitoring, review and follow-up of sectoral programmes?	15	●	●	●		
In-country youth coordination mechanisms	To what extent did the UNCT strengthen the capacity of in-country institutional structures/mechanisms for the multisectoral and multistakeholder coordination of youth programmes?	16	●	●	●		
Meaningful youth engagement – UNCT support to Governments on SDGs	In what areas of UNCT support to the Government on the SDGs (see above) were youth meaningfully engaged ?	6.4	●	●	●		
UNCTs, youth-led solutions, knowledge exchange, communication and advocacy							
Investments in youth-led solutions	To what extent did the UNCT support investments in youth-led solutions (incubation and scaling)?	17	●	●	●		
UNCTs, youth and knowledge exchange	Did the UNCT's knowledge exchange plan include youth components? If yes, did the UNCT have committed funding for this?	18	●	●	●		
UNCTs, youth, communication and advocacy	Did the UNCT's joint communication and advocacy strategy include youth components? Was accessibility for young people with disabilities taken into consideration? Were campaigns activated in Youth2030 priority areas?	19	●	●	●		
Meaningful youth engagement – UNCT-led projects and campaigns	In which categories of UNCT-led projects and campaigns (see above) were youth meaningfully engaged ?	6.5	●	●	●		
Youth focus in UN Sustainable Development Cooperation Frameworks (UNSDCFs)							
Youth situational analyses in common country analyses	To what extent does the common country analysis of the UNCT include a gendered, youth situational analysis ?	1	●	●	●		
Results for youth in UNSDCF	Does the UNSDCF (or equivalent) include results for youth at the output and/or outcome level?	2	●	●	●		
Youth2030 in joint workplans and Business Operations Strategy (BOS) implementation plans of UNCTs	To what extent did the UNCT joint workplan of results/thematic group(s) include Youth2030 activities?	3.1	●	●	●		
	Did the UNCT BOS implementation plan include Youth2030 activities?	3.2	●	●	●		
Funding for youth results in UNSDCF	What proportion of the planned budget was funded for the achievement of results for youth?	4.1	●	●	●		
	What proportion of the available funding was utilized for the achievement of results for youth?	4.2	●	●	●		
Transparency of youth results in UNCTs	Did the UNCT annual report include reporting on joint programming for youth ? If yes, is it available publicly?	5	●	●	●		
Meaningful youth engagement – UNSDCF processes of UNCTs**	In which UNSDCF processes (see above) of the UNCT were youth meaningfully engaged ?	6.3	●	●	●		
UNCT leadership, culture, architecture and capacities for youth							
Youth coordination architecture in UNCTs	What type of coordination mechanism did the UNCT have in place for coherent UN youth programmes ?	7	●	●	●		
Capacities for Youth2030 implementation in UNCTs	Were UNCT staff sensitized on Youth2030 implementation?	8	●	●	●		
Youth workforce in UNCTs	To what extent did the UNCT introduce innovations in human resources management (common service line) in the BOS to increase the share of the youth workforce (<35 years)?	9	●	●	●		
Fair and quality internships in UNCTs	To what extent did the UNCT introduce innovations in human resources management (common service line) in the BOS to increase opportunities and improve the fairness and quality of internships ?	10	●	●	●		
Meaningful youth engagement – Leadership and culture in UNCTs	What UNCT policies and processes were in place for meaningful youth engagement ?	6.1	●	●	●		
	Did the UNCT engage diverse youth ?	6.2	●	●	●		

* Data on KPI 20 available only for the 2020 reporting period.

** Data on KPI 6.3: a) available for 104 out of 130 UNCTs for the 2021 reporting period; b) scoring for all 131 UNCTs available and based on modified criteria for the 2022 reporting period.

How to read Key Performance Indicators (KPIs): FOR youth WITH youth

How to read scores: ● At milestone ● Moving forward ● Getting ready

For detailed KPI scoring criteria, see the Youth2030 UNCT Scorecard [↗](#)

Short description of KPI	Question	Year	2020	2021	2022	2023	2024
		KPI #					
UNCTs, youth, COVID-19 response and recovery							
UN Country Teams (UNCTs), COVID-19 response and recovery plan, youth*	To what extent did the UNCT COVID-19 socioeconomic response and recovery plan include a focus on youth?	20	●	X	X		
UNCT support to Governments on youth and SDGs							
Leave No Youth Behind – assessment and action	To what extent did the UNCT strengthen the capacity of the Government to design and deliver data-driven strategies to Leave No Youth Behind in national sectoral plans?	11	●	●	●		
Policy alignment to SDGs and coherence for youth development	In what proportion of youth-related sectors did the UNCT strengthen the capacity of the Government to enhance policy alignment for sustainable development?	12.1	●	●	●		
	Did the UNCT strengthen the capacity of the Government to enhance the coherence of youth-related policies for sustainable development?	12.2	●	●	●		
Public finance for youth development	In what proportion of youth-related sectors did the UNCT strengthen the capacity of the Government to improve public financing for youth development?	13	●	●	●		
Disaggregated data on youth for decision-making	In what proportion of youth-related sectors did the UNCT strengthen the capacity of the Government to increase the availability of youth-relevant, high-quality, timely and reliable disaggregated data ?	14	●	●	●		
Youth engagement in design, monitoring and review of in-country programmes	In what proportion of youth-related sectors did the UNCT strengthen the capacity of the Government to mainstream youth engagement in the design, monitoring, review and follow-up of sectoral programmes?	15	●	●	●		
In-country youth coordination mechanisms	To what extent did the UNCT strengthen the capacity of in-country institutional structures/mechanisms for the multisectoral and multistakeholder coordination of youth programmes?	16	●	●	●		
Meaningful youth engagement – UNCT support to Governments on SDGs	In what areas of UNCT support to the Government on the SDGs (see above) were youth meaningfully engaged ?	6.4	●	●	●		
UNCTs, youth-led solutions, knowledge exchange, communication and advocacy							
Investments in youth-led solutions	To what extent did the UNCT support investments in youth-led solutions (incubation and scaling)?	17	●	●	●		
UNCTs, youth and knowledge exchange	Did the UNCT's knowledge exchange plan include youth components? If yes, did the UNCT have committed funding for this?	18	●	●	●		
UNCTs, youth, communication and advocacy	Did the UNCT's joint communication and advocacy strategy include youth components? Was accessibility for young people with disabilities taken into consideration? Were campaigns activated in Youth2030 priority areas?	19	●	●	●		
Meaningful youth engagement – UNCT-led projects and campaigns	In which categories of UNCT-led projects and campaigns (see above) were youth meaningfully engaged ?	6.5	●	●	●		
Youth focus in UN Sustainable Development Cooperation Frameworks (UNSDCFs)							
Youth situational analyses in common country analyses	To what extent does the common country analysis of the UNCT include a gendered, youth situational analysis ?	1	●	●	●		
Results for youth in UNSDCF	Does the UNSDCF (or equivalent) include results for youth at the output and/or outcome level?	2	●	●	●		
Youth2030 in joint workplans and Business Operations Strategy (BOS) implementation plans of UNCTs	To what extent did the UNCT joint workplan of results/thematic group(s) include Youth2030 activities?	3.1	●	●	●		
	Did the UNCT BOS implementation plan include Youth2030 activities?	3.2	●	●	●		
Funding for youth results in UNSDCF	What proportion of the planned budget was funded for the achievement of results for youth?	4.1	●	●	●		
	What proportion of the available funding was utilized for the achievement of results for youth?	4.2	●	●	●		
Transparency of youth results in UNCTs	Did the UNCT annual report include reporting on joint programming for youth ? If yes, is it available publicly?	5	●	●	●		
Meaningful youth engagement – UNSDCF processes of UNCTs**	In which UNSDCF processes (see above) of the UNCT were youth meaningfully engaged ?	6.3	●	●	●		
UNCT leadership, culture, architecture and capacities for youth							
Youth coordination architecture in UNCTs	What type of coordination mechanism did the UNCT have in place for coherent UN youth programmes ?	7	●	●	●		
Capacities for Youth2030 implementation in UNCTs	Were UNCT staff sensitized on Youth2030 implementation?	8	●	●	●		
Youth workforce in UNCTs	To what extent did the UNCT introduce innovations in human resources management (common service line) in the BOS to increase the share of the youth workforce (<35 years)?	9	●	●	●		
Fair and quality internships in UNCTs	To what extent did the UNCT introduce innovations in human resources management (common service line) in the BOS to increase opportunities and improve the fairness and quality of internships ?	10	●	●	●		
Meaningful youth engagement – Leadership and culture in UNCTs	What UNCT policies and processes were in place for meaningful youth engagement ?	6.1	●	●	●		
	Did the UNCT engage diverse youth ?	6.2	●	●	●		

* Data on KPI 20 available only for the 2020 reporting period.

** Data on KPI 6.3: a) available for 104 out of 130 UNCTs for the 2021 reporting period; b) scoring for all 131 UNCTs available and based on modified criteria for the 2022 reporting period.

How to read Key Performance Indicators (KPIs): FOR youth WITH youth

How to read scores: At milestone Moving forward Getting ready

For detailed KPI scoring criteria, see the Youth2030 UNCT Scorecard [↗](#)

Short description of KPI	Question	Year	2020	2021	2022	2023	2024
		KPI #					
UNCTs, youth, COVID-19 response and recovery							
UN Country Teams (UNCTs), COVID-19 response and recovery plan, youth*	To what extent did the UNCT COVID-19 socioeconomic response and recovery plan include a focus on youth?	20					
UNCT support to Governments on youth and SDGs							
Leave No Youth Behind – assessment and action	To what extent did the UNCT strengthen the capacity of the Government to design and deliver data-driven strategies to Leave No Youth Behind in national sectoral plans?	11					
Policy alignment to SDGs and coherence for youth development	In what proportion of youth-related sectors did the UNCT strengthen the capacity of the Government to enhance policy alignment for sustainable development?	12.1					
	Did the UNCT strengthen the capacity of the Government to enhance the coherence of youth-related policies for sustainable development?	12.2					
Public finance for youth development	In what proportion of youth-related sectors did the UNCT strengthen the capacity of the Government to improve public financing for youth development?	13					
Disaggregated data on youth for decision-making	In what proportion of youth-related sectors did the UNCT strengthen the capacity of the Government to increase the availability of youth-relevant, high-quality, timely and reliable disaggregated data ?	14					
Youth engagement in design, monitoring and review of in-country programmes	In what proportion of youth-related sectors did the UNCT strengthen the capacity of the Government to mainstream youth engagement in the design, monitoring, review and follow-up of sectoral programmes?	15					
In-country youth coordination mechanisms	To what extent did the UNCT strengthen the capacity of in-country institutional structures/mechanisms for the multisectoral and multistakeholder coordination of youth programmes?	16					
Meaningful youth engagement – UNCT support to Governments on SDGs	In what areas of UNCT support to the Government on the SDGs (see above) were youth meaningfully engaged ?	6.4					
UNCTs, youth-led solutions, knowledge exchange, communication and advocacy							
Investments in youth-led solutions	To what extent did the UNCT support investments in youth-led solutions (incubation and scaling)?	17					
UNCTs, youth and knowledge exchange	Did the UNCT's knowledge exchange plan include youth components? If yes, did the UNCT have committed funding for this?	18					
UNCTs, youth, communication and advocacy	Did the UNCT's joint communication and advocacy strategy include youth components? Was accessibility for young people with disabilities taken into consideration? Were campaigns activated in Youth2030 priority areas?	19					
Meaningful youth engagement – UNCT-led projects and campaigns	In which categories of UNCT-led projects and campaigns (see above) were youth meaningfully engaged ?	6.5					
Youth focus in UN Sustainable Development Cooperation Frameworks (UNSDCFs)							
Youth situational analyses in common country analyses	To what extent does the common country analysis of the UNCT include a gendered, youth situational analysis ?	1					
Results for youth in UNSDCFs	Does the UNSDCF (or equivalent) include results for youth at the output and/or outcome level?	2					
Youth2030 in joint workplans and Business Operations Strategy (BOS) implementation plans of UNCTs	To what extent did the UNCT joint workplan of results/thematic group(s) include Youth2030 activities?	3.1					
	Did the UNCT BOS implementation plan include Youth2030 activities?	3.2					
Funding for youth results in UNSDCFs	What proportion of the planned budget was funded for the achievement of results for youth?	4.1					
	What proportion of the available funding was utilized for the achievement of results for youth?	4.2					
Transparency of youth results in UNCTs	Did the UNCT annual report include reporting on joint programming for youth ? If yes, is it available publicly?	5					
Meaningful youth engagement – UNSDCF processes of UNCTs**	In which UNSDCF processes (see above) of the UNCT were youth meaningfully engaged ?	6.3					
UNCT leadership, culture, architecture and capacities for youth							
Youth coordination architecture in UNCTs	What type of coordination mechanism did the UNCT have in place for coherent UN youth programmes ?	7					
Capacities for Youth2030 implementation in UNCTs	Were UNCT staff sensitized on Youth2030 implementation?	8					
Youth workforce in UNCTs	To what extent did the UNCT introduce innovations in human resources management (common service line) in the BOS to increase the share of the youth workforce (<35 years)?	9					
Fair and quality internships in UNCTs	To what extent did the UNCT introduce innovations in human resources management (common service line) in the BOS to increase opportunities and improve the fairness and quality of internships ?	10					
Meaningful youth engagement – Leadership and culture in UNCTs	What UNCT policies and processes were in place for meaningful youth engagement ?	6.1					
	Did the UNCT engage diverse youth ?	6.2					

* Data on KPI 20 available only for the 2020 reporting period.

** Data on KPI 6.3: a) available for 104 out of 130 UNCTs for the 2021 reporting period; b) scoring for all 131 UNCTs available and based on modified criteria for the 2022 reporting period.

How to read Key Performance Indicators (KPIs): FOR youth WITH youth

How to read scores: At milestone Moving forward Getting ready

For detailed KPI scoring criteria, see the Youth2030 UNCT Scorecard [↗](#)

Short description of KPI	Question	Year	2020	2021	2022	2023	2024
		KPI #					
UNCTs, youth, COVID-19 response and recovery							
UN Country Teams (UNCTs), COVID-19 response and recovery plan, youth*	To what extent did the UNCT COVID-19 socioeconomic response and recovery plan include a focus on youth?	20					
UNCT support to Governments on youth and SDGs							
Leave No Youth Behind – assessment and action	To what extent did the UNCT strengthen the capacity of the Government to design and deliver data-driven strategies to Leave No Youth Behind in national sectoral plans?	11					
Policy alignment to SDGs and coherence for youth development	In what proportion of youth-related sectors did the UNCT strengthen the capacity of the Government to enhance policy alignment for sustainable development?	12.1					
	Did the UNCT strengthen the capacity of the Government to enhance the coherence of youth-related policies for sustainable development?	12.2					
Public finance for youth development	In what proportion of youth-related sectors did the UNCT strengthen the capacity of the Government to improve public financing for youth development?	13					
Disaggregated data on youth for decision-making	In what proportion of youth-related sectors did the UNCT strengthen the capacity of the Government to increase the availability of youth-relevant, high-quality, timely and reliable disaggregated data ?	14					
Youth engagement in design, monitoring and review of in-country programmes	In what proportion of youth-related sectors did the UNCT strengthen the capacity of the Government to mainstream youth engagement in the design, monitoring, review and follow-up of sectoral programmes?	15					
In-country youth coordination mechanisms	To what extent did the UNCT strengthen the capacity of in-country institutional structures/mechanisms for the multisectoral and multistakeholder coordination of youth programmes?	16					
Meaningful youth engagement – UNCT support to Governments on SDGs	In what areas of UNCT support to the Government on the SDGs (see above) were youth meaningfully engaged ?	6.4					
UNCTs, youth-led solutions, knowledge exchange, communication and advocacy							
Investments in youth-led solutions	To what extent did the UNCT support investments in youth-led solutions (incubation and scaling)?	17					
UNCTs, youth and knowledge exchange	Did the UNCT's knowledge exchange plan include youth components? If yes, did the UNCT have committed funding for this?	18					
UNCTs, youth, communication and advocacy	Did the UNCT's joint communication and advocacy strategy include youth components? Was accessibility for young people with disabilities taken into consideration? Were campaigns activated in Youth2030 priority areas?	19					
Meaningful youth engagement – UNCT-led projects and campaigns	In which categories of UNCT-led projects and campaigns (see above) were youth meaningfully engaged ?	6.5					
Youth focus in UN Sustainable Development Cooperation Frameworks (UNSDCFs)							
Youth situational analyses in common country analyses	To what extent does the common country analysis of the UNCT include a gendered, youth situational analysis ?	1					
Results for youth in UNSDCFs	Does the UNSDCF (or equivalent) include results for youth at the output and/or outcome level?	2					
Youth2030 in joint workplans and Business Operations Strategy (BOS) implementation plans of UNCTs	To what extent did the UNCT joint workplan of results/thematic group(s) include Youth2030 activities?	3.1					
	Did the UNCT BOS implementation plan include Youth2030 activities?	3.2					
Funding for youth results in UNSDCFs	What proportion of the planned budget was funded for the achievement of results for youth?	4.1					
	What proportion of the available funding was utilized for the achievement of results for youth?	4.2					
Transparency of youth results in UNCTs	Did the UNCT annual report include reporting on joint programming for youth ? If yes, is it available publicly?	5					
Meaningful youth engagement – UNSDCF processes of UNCTs**	In which UNSDCF processes (see above) of the UNCT were youth meaningfully engaged ?	6.3					
UNCT leadership, culture, architecture and capacities for youth							
Youth coordination architecture in UNCTs	What type of coordination mechanism did the UNCT have in place for coherent UN youth programmes ?	7					
Capacities for Youth2030 implementation in UNCTs	Were UNCT staff sensitized on Youth2030 implementation?	8					
Youth workforce in UNCTs	To what extent did the UNCT introduce innovations in human resources management (common service line) in the BOS to increase the share of the youth workforce (<35 years)?	9					
Fair and quality internships in UNCTs	To what extent did the UNCT introduce innovations in human resources management (common service line) in the BOS to increase opportunities and improve the fairness and quality of internships ?	10					
Meaningful youth engagement – Leadership and culture in UNCTs	What UNCT policies and processes were in place for meaningful youth engagement ?	6.1					
	Did the UNCT engage diverse youth ?	6.2					

* Data on KPI 20 available only for the 2020 reporting period.

** Data on KPI 6.3: a) available for 104 out of 130 UNCTs for the 2021 reporting period; b) scoring for all 131 UNCTs available and based on modified criteria for the 2022 reporting period.

How to read Key Performance Indicators (KPIs): FOR youth WITH youth

How to read scores: At milestone Moving forward Getting ready

For detailed KPI scoring criteria, see the Youth2030 UNCT Scorecard [↗](#)

Short description of KPI	Question	Year	2020	2021	2022	2023	2024
		KPI #					
UNCTs, youth, COVID-19 response and recovery							
UN Country Teams (UNCTs), COVID-19 response and recovery plan, youth*	To what extent did the UNCT COVID-19 socioeconomic response and recovery plan include a focus on youth?	20					
UNCT support to Governments on youth and SDGs							
Leave No Youth Behind – assessment and action	To what extent did the UNCT strengthen the capacity of the Government to design and deliver data-driven strategies to Leave No Youth Behind in national sectoral plans?	11					
Policy alignment to SDGs and coherence for youth development	In what proportion of youth-related sectors did the UNCT strengthen the capacity of the Government to enhance policy alignment for sustainable development?	12.1					
	Did the UNCT strengthen the capacity of the Government to enhance the coherence of youth-related policies for sustainable development?	12.2					
Public finance for youth development	In what proportion of youth-related sectors did the UNCT strengthen the capacity of the Government to improve public financing for youth development?	13					
Disaggregated data on youth for decision-making	In what proportion of youth-related sectors did the UNCT strengthen the capacity of the Government to increase the availability of youth-relevant, high-quality, timely and reliable disaggregated data ?	14					
Youth engagement in design, monitoring and review of in-country programmes	In what proportion of youth-related sectors did the UNCT strengthen the capacity of the Government to mainstream youth engagement in the design, monitoring, review and follow-up of sectoral programmes?	15					
In-country youth coordination mechanisms	To what extent did the UNCT strengthen the capacity of in-country institutional structures/mechanisms for the multisectoral and multistakeholder coordination of youth programmes?	16					
Meaningful youth engagement – UNCT support to Governments on SDGs	In what areas of UNCT support to the Government on the SDGs (see above) were youth meaningfully engaged ?	6.4					
UNCTs, youth-led solutions, knowledge exchange, communication and advocacy							
Investments in youth-led solutions	To what extent did the UNCT support investments in youth-led solutions (incubation and scaling)?	17					
UNCTs, youth and knowledge exchange	Did the UNCT's knowledge exchange plan include youth components? If yes, did the UNCT have committed funding for this?	18					
UNCTs, youth, communication and advocacy	Did the UNCT's joint communication and advocacy strategy include youth components? Was accessibility for young people with disabilities taken into consideration? Were campaigns activated in Youth2030 priority areas?	19					
Meaningful youth engagement – UNCT-led projects and campaigns	In which categories of UNCT-led projects and campaigns (see above) were youth meaningfully engaged ?	6.5					
Youth focus in UN Sustainable Development Cooperation Frameworks (UNSDCFs)							
Youth situational analyses in common country analyses	To what extent does the common country analysis of the UNCT include a gendered, youth situational analysis ?	1					
Results for youth in UNSDCF	Does the UNSDCF (or equivalent) include results for youth at the output and/or outcome level?	2					
Youth2030 in joint workplans and Business Operations Strategy (BOS) implementation plans of UNCTs	To what extent did the UNCT joint workplan of results/thematic group(s) include Youth2030 activities?	3.1					
	Did the UNCT BOS implementation plan include Youth2030 activities?	3.2					
Funding for youth results in UNSDCF	What proportion of the planned budget was funded for the achievement of results for youth?	4.1					
	What proportion of the available funding was utilized for the achievement of results for youth?	4.2					
Transparency of youth results in UNCTs	Did the UNCT annual report include reporting on joint programming for youth ? If yes, is it available publicly?	5					
Meaningful youth engagement – UNSDCF processes of UNCTs**	In which UNSDCF processes (see above) of the UNCT were youth meaningfully engaged ?	6.3					
UNCT leadership, culture, architecture and capacities for youth							
Youth coordination architecture in UNCTs	What type of coordination mechanism did the UNCT have in place for coherent UN youth programmes ?	7					
Capacities for Youth2030 implementation in UNCTs	Were UNCT staff sensitized on Youth2030 implementation?	8					
Youth workforce in UNCTs	To what extent did the UNCT introduce innovations in human resources management (common service line) in the BOS to increase the share of the youth workforce (<35 years)?	9					
Fair and quality internships in UNCTs	To what extent did the UNCT introduce innovations in human resources management (common service line) in the BOS to increase opportunities and improve the fairness and quality of internships ?	10					
Meaningful youth engagement – Leadership and culture in UNCTs	What UNCT policies and processes were in place for meaningful youth engagement ?	6.1					
	Did the UNCT engage diverse youth ?	6.2					

* Data on KPI 20 available only for the 2020 reporting period.

** Data on KPI 6.3: a) available for 104 out of 130 UNCTs for the 2021 reporting period; b) scoring for all 131 UNCTs available and based on modified criteria for the 2022 reporting period.

How to read Key Performance Indicators (KPIs): FOR youth WITH youth

How to read scores: At milestone Moving forward Getting ready

For detailed KPI scoring criteria, see the Youth2030 UNCT Scorecard [↗](#)

Short description of KPI	Question	Year	2020	2021	2022	2023	2024
		KPI #					
UNCTs, youth, COVID-19 response and recovery							
UN Country Teams (UNCTs), COVID-19 response and recovery plan, youth*	To what extent did the UNCT COVID-19 socioeconomic response and recovery plan include a focus on youth?	20					
UNCT support to Governments on youth and SDGs							
Leave No Youth Behind – assessment and action	To what extent did the UNCT strengthen the capacity of the Government to design and deliver data-driven strategies to Leave No Youth Behind in national sectoral plans?	11					
Policy alignment to SDGs and coherence for youth development	In what proportion of youth-related sectors did the UNCT strengthen the capacity of the Government to enhance policy alignment for sustainable development?	12.1					
	Did the UNCT strengthen the capacity of the Government to enhance the coherence of youth-related policies for sustainable development?	12.2					
Public finance for youth development	In what proportion of youth-related sectors did the UNCT strengthen the capacity of the Government to improve public financing for youth development?	13					
Disaggregated data on youth for decision-making	In what proportion of youth-related sectors did the UNCT strengthen the capacity of the Government to increase the availability of youth-relevant, high-quality, timely and reliable disaggregated data ?	14					
Youth engagement in design, monitoring and review of in-country programmes	In what proportion of youth-related sectors did the UNCT strengthen the capacity of the Government to mainstream youth engagement in the design, monitoring, review and follow-up of sectoral programmes?	15					
In-country youth coordination mechanisms	To what extent did the UNCT strengthen the capacity of in-country institutional structures/mechanisms for the multisectoral and multistakeholder coordination of youth programmes?	16					
Meaningful youth engagement – UNCT support to Governments on SDGs	In what areas of UNCT support to the Government on the SDGs (see above) were youth meaningfully engaged ?	6.4					
UNCTs, youth-led solutions, knowledge exchange, communication and advocacy							
Investments in youth-led solutions	To what extent did the UNCT support investments in youth-led solutions (incubation and scaling)?	17					
UNCTs, youth and knowledge exchange	Did the UNCT's knowledge exchange plan include youth components? If yes, did the UNCT have committed funding for this?	18					
UNCTs, youth, communication and advocacy	Did the UNCT's joint communication and advocacy strategy include youth components? Was accessibility for young people with disabilities taken into consideration? Were campaigns activated in Youth2030 priority areas?	19					
Meaningful youth engagement – UNCT-led projects and campaigns	In which categories of UNCT-led projects and campaigns (see above) were youth meaningfully engaged ?	6.5					
Youth focus in UN Sustainable Development Cooperation Frameworks (UNSDCFs)							
Youth situational analyses in common country analyses	To what extent does the common country analysis of the UNCT include a gendered, youth situational analysis ?	1					
Results for youth in UNSDCFs	Does the UNSDCF (or equivalent) include results for youth at the output and/or outcome level?	2					
Youth2030 in joint workplans and Business Operations Strategy (BOS) implementation plans of UNCTs	To what extent did the UNCT joint workplan of results/thematic group(s) include Youth2030 activities?	3.1					
	Did the UNCT BOS implementation plan include Youth2030 activities?	3.2					
Funding for youth results in UNSDCFs	What proportion of the planned budget was funded for the achievement of results for youth?	4.1					
	What proportion of the available funding was utilized for the achievement of results for youth?	4.2					
Transparency of youth results in UNCTs	Did the UNCT annual report include reporting on joint programming for youth ? If yes, is it available publicly?	5					
Meaningful youth engagement – UNSDCF processes of UNCTs**	In which UNSDCF processes (see above) of the UNCT were youth meaningfully engaged ?	6.3					
UNCT leadership, culture, architecture and capacities for youth							
Youth coordination architecture in UNCTs	What type of coordination mechanism did the UNCT have in place for coherent UN youth programmes ?	7					
Capacities for Youth2030 implementation in UNCTs	Were UNCT staff sensitized on Youth2030 implementation?	8					
Youth workforce in UNCTs	To what extent did the UNCT introduce innovations in human resources management (common service line) in the BOS to increase the share of the youth workforce (<35 years)?	9					
Fair and quality internships in UNCTs	To what extent did the UNCT introduce innovations in human resources management (common service line) in the BOS to increase opportunities and improve the fairness and quality of internships ?	10					
Meaningful youth engagement – Leadership and culture in UNCTs	What UNCT policies and processes were in place for meaningful youth engagement ?	6.1					
	Did the UNCT engage diverse youth ?	6.2					

* Data on KPI 20 available only for the 2020 reporting period.

** Data on KPI 6.3: a) available for 104 out of 130 UNCTs for the 2021 reporting period; b) scoring for all 131 UNCTs available and based on modified criteria for the 2022 reporting period.

How to read Key Performance Indicators (KPIs): FOR youth WITH youth

How to read scores: ● At milestone ● Moving forward ● Getting ready

For detailed KPI scoring criteria, see the Youth2030 UNCT Scorecard [↗](#)

Short description of KPI	Question	Year	2020	2021	2022	2023	2024
		KPI #					
UNCTs, youth, COVID-19 response and recovery							
UN Country Teams (UNCTs), COVID-19 response and recovery plan, youth*	To what extent did the UNCT COVID-19 socioeconomic response and recovery plan include a focus on youth?	20	●	X	X		
UNCT support to Governments on youth and SDGs							
Leave No Youth Behind – assessment and action	To what extent did the UNCT strengthen the capacity of the Government to design and deliver data-driven strategies to Leave No Youth Behind in national sectoral plans?	11	●	●	●		
Policy alignment to SDGs and coherence for youth development	In what proportion of youth-related sectors did the UNCT strengthen the capacity of the Government to enhance policy alignment for sustainable development?	12.1	●	●	●		
	Did the UNCT strengthen the capacity of the Government to enhance the coherence of youth-related policies for sustainable development?	12.2	●	●	●		
Public finance for youth development	In what proportion of youth-related sectors did the UNCT strengthen the capacity of the Government to improve public financing for youth development?	13	●	●	●		
Disaggregated data on youth for decision-making	In what proportion of youth-related sectors did the UNCT strengthen the capacity of the Government to increase the availability of youth-relevant, high-quality, timely and reliable disaggregated data ?	14	●	●	●		
Youth engagement in design, monitoring and review of in-country programmes	In what proportion of youth-related sectors did the UNCT strengthen the capacity of the Government to mainstream youth engagement in the design, monitoring, review and follow-up of sectoral programmes?	15	●	●	●		
In-country youth coordination mechanisms	To what extent did the UNCT strengthen the capacity of in-country institutional structures/mechanisms for the multisectoral and multistakeholder coordination of youth programmes?	16	●	●	●		
Meaningful youth engagement – UNCT support to Governments on SDGs	In what areas of UNCT support to the Government on the SDGs (see above) were youth meaningfully engaged ?	6.4	●	●	●		
UNCTs, youth-led solutions, knowledge exchange, communication and advocacy							
Investments in youth-led solutions	To what extent did the UNCT support investments in youth-led solutions (incubation and scaling)?	17	●	●	●		
UNCTs, youth and knowledge exchange	Did the UNCT's knowledge exchange plan include youth components? If yes, did the UNCT have committed funding for this?	18	●	●	●		
UNCTs, youth, communication and advocacy	Did the UNCT's joint communication and advocacy strategy include youth components? Was accessibility for young people with disabilities taken into consideration? Were campaigns activated in Youth2030 priority areas?	19	●	●	●		
Meaningful youth engagement – UNCT-led projects and campaigns	In which categories of UNCT-led projects and campaigns (see above) were youth meaningfully engaged ?	6.5	●	●	●		
Youth focus in UN Sustainable Development Cooperation Frameworks (UNSDCFs)							
Youth situational analyses in common country analyses	To what extent does the common country analysis of the UNCT include a gendered, youth situational analysis ?	1	●	●	●		
Results for youth in UNSDCFs	Does the UNSDCF (or equivalent) include results for youth at the output and/or outcome level?	2	●	●	●		
Youth2030 in joint workplans and Business Operations Strategy (BOS) implementation plans of UNCTs	To what extent did the UNCT joint workplan of results/thematic group(s) include Youth2030 activities?	3.1	●	●	●		
	Did the UNCT BOS implementation plan include Youth2030 activities?	3.2	●	●	●		
Funding for youth results in UNSDCFs	What proportion of the planned budget was funded for the achievement of results for youth?	4.1	●	●	●		
	What proportion of the available funding was utilized for the achievement of results for youth?	4.2	●	●	●		
Transparency of youth results in UNCTs	Did the UNCT annual report include reporting on joint programming for youth ? If yes, is it available publicly?	5	●	●	●		
Meaningful youth engagement – UNSDCF processes of UNCTs**	In which UNSDCF processes (see above) of the UNCT were youth meaningfully engaged ?	6.3	●	●	●		
UNCT leadership, culture, architecture and capacities for youth							
Youth coordination architecture in UNCTs	What type of coordination mechanism did the UNCT have in place for coherent UN youth programmes ?	7	●	●	●		
Capacities for Youth2030 implementation in UNCTs	Were UNCT staff sensitized on Youth2030 implementation?	8	●	●	●		
Youth workforce in UNCTs	To what extent did the UNCT introduce innovations in human resources management (common service line) in the BOS to increase the share of the youth workforce (<35 years)?	9	●	●	●		
Fair and quality internships in UNCTs	To what extent did the UNCT introduce innovations in human resources management (common service line) in the BOS to increase opportunities and improve the fairness and quality of internships ?	10	●	●	●		
Meaningful youth engagement – Leadership and culture in UNCTs	What UNCT policies and processes were in place for meaningful youth engagement ?	6.1	●	●	●		
	Did the UNCT engage diverse youth ?	6.2	●	●	●		

* Data on KPI 20 available only for the 2020 reporting period.

** Data on KPI 6.3: a) available for 104 out of 130 UNCTs for the 2021 reporting period; b) scoring for all 131 UNCTs available and based on modified criteria for the 2022 reporting period.

How to read Key Performance Indicators (KPIs): FOR youth WITH youth

How to read scores: ● At milestone ● Moving forward ● Getting ready

For detailed KPI scoring criteria, see the Youth2030 UNCT Scorecard [↗](#)

Short description of KPI	Question	Year	2020	2021	2022	2023	2024
		KPI #					
UNCTs, youth, COVID-19 response and recovery							
UN Country Teams (UNCTs), COVID-19 response and recovery plan, youth*	To what extent did the UNCT COVID-19 socioeconomic response and recovery plan include a focus on youth?	20	●	X	X		
UNCT support to Governments on youth and SDGs							
Leave No Youth Behind – assessment and action	To what extent did the UNCT strengthen the capacity of the Government to design and deliver data-driven strategies to Leave No Youth Behind in national sectoral plans?	11	●	●	●		
Policy alignment to SDGs and coherence for youth development	In what proportion of youth-related sectors did the UNCT strengthen the capacity of the Government to enhance policy alignment for sustainable development?	12.1	●	●	●		
	Did the UNCT strengthen the capacity of the Government to enhance the coherence of youth-related policies for sustainable development?	12.2	●	●	●		
Public finance for youth development	In what proportion of youth-related sectors did the UNCT strengthen the capacity of the Government to improve public financing for youth development?	13	●	●	●		
Disaggregated data on youth for decision-making	In what proportion of youth-related sectors did the UNCT strengthen the capacity of the Government to increase the availability of youth-relevant, high-quality, timely and reliable disaggregated data ?	14	●	●	●		
Youth engagement in design, monitoring and review of in-country programmes	In what proportion of youth-related sectors did the UNCT strengthen the capacity of the Government to mainstream youth engagement in the design, monitoring, review and follow-up of sectoral programmes?	15	●	●	●		
In-country youth coordination mechanisms	To what extent did the UNCT strengthen the capacity of in-country institutional structures/mechanisms for the multisectoral and multistakeholder coordination of youth programmes?	16	●	●	●		
Meaningful youth engagement – UNCT support to Governments on SDGs	In what areas of UNCT support to the Government on the SDGs (see above) were youth meaningfully engaged ?	6.4	●	●	●		
UNCTs, youth-led solutions, knowledge exchange, communication and advocacy							
Investments in youth-led solutions	To what extent did the UNCT support investments in youth-led solutions (incubation and scaling)?	17	●	●	●		
UNCTs, youth and knowledge exchange	Did the UNCT's knowledge exchange plan include youth components? If yes, did the UNCT have committed funding for this?	18	●	●	●		
UNCTs, youth, communication and advocacy	Did the UNCT's joint communication and advocacy strategy include youth components? Was accessibility for young people with disabilities taken into consideration? Were campaigns activated in Youth2030 priority areas?	19	●	●	●		
Meaningful youth engagement – UNCT-led projects and campaigns	In which categories of UNCT-led projects and campaigns (see above) were youth meaningfully engaged ?	6.5	●	●	●		
Youth focus in UN Sustainable Development Cooperation Frameworks (UNSDCFs)							
Youth situational analyses in common country analyses	To what extent does the common country analysis of the UNCT include a gendered, youth situational analysis ?	1	●	●	●		
Results for youth in UNSDCF	Does the UNSDCF (or equivalent) include results for youth at the output and/or outcome level?	2	●	●	●		
Youth2030 in joint workplans and Business Operations Strategy (BOS) implementation plans of UNCTs	To what extent did the UNCT joint workplan of results/thematic group(s) include Youth2030 activities?	3.1	●	●	●		
	Did the UNCT BOS implementation plan include Youth2030 activities?	3.2	●	●	●		
Funding for youth results in UNSDCF	What proportion of the planned budget was funded for the achievement of results for youth?	4.1	●	●	●		
	What proportion of the available funding was utilized for the achievement of results for youth?	4.2	●	●	●		
Transparency of youth results in UNCTs	Did the UNCT annual report include reporting on joint programming for youth ? If yes, is it available publicly?	5	●	●	●		
Meaningful youth engagement – UNSDCF processes of UNCTs**	In which UNSDCF processes (see above) of the UNCT were youth meaningfully engaged ?	6.3	●	●	●		
UNCT leadership, culture, architecture and capacities for youth							
Youth coordination architecture in UNCTs	What type of coordination mechanism did the UNCT have in place for coherent UN youth programmes ?	7	●	●	●		
Capacities for Youth2030 implementation in UNCTs	Were UNCT staff sensitized on Youth2030 implementation?	8	●	●	●		
Youth workforce in UNCTs	To what extent did the UNCT introduce innovations in human resources management (common service line) in the BOS to increase the share of the youth workforce (<35 years)?	9	●	●	●		
Fair and quality internships in UNCTs	To what extent did the UNCT introduce innovations in human resources management (common service line) in the BOS to increase opportunities and improve the fairness and quality of internships ?	10	●	●	●		
Meaningful youth engagement – Leadership and culture in UNCTs	What UNCT policies and processes were in place for meaningful youth engagement ?	6.1	●	●	●		
	Did the UNCT engage diverse youth ?	6.2	●	●	●		

* Data on KPI 20 available only for the 2020 reporting period.

** Data on KPI 6.3: a) available for 104 out of 130 UNCTs for the 2021 reporting period; b) scoring for all 131 UNCTs available and based on modified criteria for the 2022 reporting period.

How to read Key Performance Indicators (KPIs): FOR youth WITH youth

How to read scores: ● At milestone ● Moving forward ● Getting ready

For detailed KPI scoring criteria, see the Youth2030 UNCT Scorecard [↗](#)

Short description of KPI	Question	Year	2020	2021	2022	2023	2024
		KPI #					
UNCTs, youth, COVID-19 response and recovery							
UN Country Teams (UNCTs), COVID-19 response and recovery plan, youth*	To what extent did the UNCT COVID-19 socioeconomic response and recovery plan include a focus on youth?	20	●	✕	✕		
UNCT support to Governments on youth and SDGs							
Leave No Youth Behind – assessment and action	To what extent did the UNCT strengthen the capacity of the Government to design and deliver data-driven strategies to Leave No Youth Behind in national sectoral plans?	11	●	●	●		
Policy alignment to SDGs and coherence for youth development	In what proportion of youth-related sectors did the UNCT strengthen the capacity of the Government to enhance policy alignment for sustainable development?	12.1	●	●	●		
	Did the UNCT strengthen the capacity of the Government to enhance the coherence of youth-related policies for sustainable development?	12.2	●	●	●		
Public finance for youth development	In what proportion of youth-related sectors did the UNCT strengthen the capacity of the Government to improve public financing for youth development?	13	●	●	●		
Disaggregated data on youth for decision-making	In what proportion of youth-related sectors did the UNCT strengthen the capacity of the Government to increase the availability of youth-relevant, high-quality, timely and reliable disaggregated data ?	14	●	●	●		
Youth engagement in design, monitoring and review of in-country programmes	In what proportion of youth-related sectors did the UNCT strengthen the capacity of the Government to mainstream youth engagement in the design, monitoring, review and follow-up of sectoral programmes?	15	●	●	●		
In-country youth coordination mechanisms	To what extent did the UNCT strengthen the capacity of in-country institutional structures/mechanisms for the multisectoral and multistakeholder coordination of youth programmes?	16	●	●	●		
Meaningful youth engagement – UNCT support to Governments on SDGs	In what areas of UNCT support to the Government on the SDGs (see above) were youth meaningfully engaged ?	6.4	●	●	●		
UNCTs, youth-led solutions, knowledge exchange, communication and advocacy							
Investments in youth-led solutions	To what extent did the UNCT support investments in youth-led solutions (incubation and scaling)?	17	●	●	●		
UNCTs, youth and knowledge exchange	Did the UNCT's knowledge exchange plan include youth components? If yes, did the UNCT have committed funding for this?	18	●	●	●		
UNCTs, youth, communication and advocacy	Did the UNCT's joint communication and advocacy strategy include youth components? Was accessibility for young people with disabilities taken into consideration? Were campaigns activated in Youth2030 priority areas?	19	●	●	●		
Meaningful youth engagement – UNCT-led projects and campaigns	In which categories of UNCT-led projects and campaigns (see above) were youth meaningfully engaged ?	6.5	●	●	●		
Youth focus in UN Sustainable Development Cooperation Frameworks (UNSDCFs)							
Youth situational analyses in common country analyses	To what extent does the common country analysis of the UNCT include a gendered, youth situational analysis ?	1	●	●	●		
Results for youth in UNSDCFs	Does the UNSDCF (or equivalent) include results for youth at the output and/or outcome level?	2	●	●	●		
Youth2030 in joint workplans and Business Operations Strategy (BOS) implementation plans of UNCTs	To what extent did the UNCT joint workplan of results/thematic group(s) include Youth2030 activities?	3.1	●	●	●		
	Did the UNCT BOS implementation plan include Youth2030 activities?	3.2	●	●	●		
Funding for youth results in UNSDCFs	What proportion of the planned budget was funded for the achievement of results for youth?	4.1	●	●	●		
	What proportion of the available funding was utilized for the achievement of results for youth?	4.2	●	●	●		
Transparency of youth results in UNCTs	Did the UNCT annual report include reporting on joint programming for youth ? If yes, is it available publicly?	5	●	●	●		
Meaningful youth engagement – UNSDCF processes of UNCTs**	In which UNSDCF processes (see above) of the UNCT were youth meaningfully engaged ?	6.3	●	●	●		
UNCT leadership, culture, architecture and capacities for youth							
Youth coordination architecture in UNCTs	What type of coordination mechanism did the UNCT have in place for coherent UN youth programmes ?	7	●	●	●		
Capacities for Youth2030 implementation in UNCTs	Were UNCT staff sensitized on Youth2030 implementation?	8	●	●	●		
Youth workforce in UNCTs	To what extent did the UNCT introduce innovations in human resources management (common service line) in the BOS to increase the share of the youth workforce (<35 years)?	9	●	●	●		
Fair and quality internships in UNCTs	To what extent did the UNCT introduce innovations in human resources management (common service line) in the BOS to increase opportunities and improve the fairness and quality of internships ?	10	●	●	●		
Meaningful youth engagement – Leadership and culture in UNCTs	What UNCT policies and processes were in place for meaningful youth engagement ?	6.1	●	●	●		
	Did the UNCT engage diverse youth ?	6.2	●	●	●		

* Data on KPI 20 available only for the 2020 reporting period.

** Data on KPI 6.3: a) available for 104 out of 130 UNCTs for the 2021 reporting period; b) scoring for all 131 UNCTs available and based on modified criteria for the 2022 reporting period.

How to read Key Performance Indicators (KPIs): FOR youth WITH youth

How to read scores: At milestone Moving forward Getting ready

For detailed KPI scoring criteria, see the Youth2030 UNCT Scorecard [↗](#)

Short description of KPI	Question	Year	2020	2021	2022	2023	2024
		KPI #					
UNCTs, youth, COVID-19 response and recovery							
UN Country Teams (UNCTs), COVID-19 response and recovery plan, youth*	To what extent did the UNCT COVID-19 socioeconomic response and recovery plan include a focus on youth?	20					
UNCT support to Governments on youth and SDGs							
Leave No Youth Behind – assessment and action	To what extent did the UNCT strengthen the capacity of the Government to design and deliver data-driven strategies to Leave No Youth Behind in national sectoral plans?	11					
Policy alignment to SDGs and coherence for youth development	In what proportion of youth-related sectors did the UNCT strengthen the capacity of the Government to enhance policy alignment for sustainable development?	12.1					
	Did the UNCT strengthen the capacity of the Government to enhance the coherence of youth-related policies for sustainable development?	12.2					
Public finance for youth development	In what proportion of youth-related sectors did the UNCT strengthen the capacity of the Government to improve public financing for youth development?	13					
Disaggregated data on youth for decision-making	In what proportion of youth-related sectors did the UNCT strengthen the capacity of the Government to increase the availability of youth-relevant, high-quality, timely and reliable disaggregated data ?	14					
Youth engagement in design, monitoring and review of in-country programmes	In what proportion of youth-related sectors did the UNCT strengthen the capacity of the Government to mainstream youth engagement in the design, monitoring, review and follow-up of sectoral programmes?	15					
In-country youth coordination mechanisms	To what extent did the UNCT strengthen the capacity of in-country institutional structures/mechanisms for the multisectoral and multistakeholder coordination of youth programmes?	16					
Meaningful youth engagement – UNCT support to Governments on SDGs	In what areas of UNCT support to the Government on the SDGs (see above) were youth meaningfully engaged ?	6.4					
UNCTs, youth-led solutions, knowledge exchange, communication and advocacy							
Investments in youth-led solutions	To what extent did the UNCT support investments in youth-led solutions (incubation and scaling)?	17					
UNCTs, youth and knowledge exchange	Did the UNCT's knowledge exchange plan include youth components? If yes, did the UNCT have committed funding for this?	18					
UNCTs, youth, communication and advocacy	Did the UNCT's joint communication and advocacy strategy include youth components? Was accessibility for young people with disabilities taken into consideration? Were campaigns activated in Youth2030 priority areas?	19					
Meaningful youth engagement – UNCT-led projects and campaigns	In which categories of UNCT-led projects and campaigns (see above) were youth meaningfully engaged ?	6.5					
Youth focus in UN Sustainable Development Cooperation Frameworks (UNSDCFs)							
Youth situational analyses in common country analyses	To what extent does the common country analysis of the UNCT include a gendered, youth situational analysis ?	1					
Results for youth in UNSDCFs	Does the UNSDCF (or equivalent) include results for youth at the output and/or outcome level?	2					
Youth2030 in joint workplans and Business Operations Strategy (BOS) implementation plans of UNCTs	To what extent did the UNCT joint workplan of results/thematic group(s) include Youth2030 activities?	3.1					
	Did the UNCT BOS implementation plan include Youth2030 activities?	3.2					
Funding for youth results in UNSDCFs	What proportion of the planned budget was funded for the achievement of results for youth?	4.1					
	What proportion of the available funding was utilized for the achievement of results for youth?	4.2					
Transparency of youth results in UNCTs	Did the UNCT annual report include reporting on joint programming for youth ? If yes, is it available publicly?	5					
Meaningful youth engagement – UNSDCF processes of UNCTs**	In which UNSDCF processes (see above) of the UNCT were youth meaningfully engaged ?	6.3					
UNCT leadership, culture, architecture and capacities for youth							
Youth coordination architecture in UNCTs	What type of coordination mechanism did the UNCT have in place for coherent UN youth programmes ?	7					
Capacities for Youth2030 implementation in UNCTs	Were UNCT staff sensitized on Youth2030 implementation?	8					
Youth workforce in UNCTs	To what extent did the UNCT introduce innovations in human resources management (common service line) in the BOS to increase the share of the youth workforce (<35 years)?	9					
Fair and quality internships in UNCTs	To what extent did the UNCT introduce innovations in human resources management (common service line) in the BOS to increase opportunities and improve the fairness and quality of internships ?	10					
Meaningful youth engagement – Leadership and culture in UNCTs	What UNCT policies and processes were in place for meaningful youth engagement ?	6.1					
	Did the UNCT engage diverse youth ?	6.2					

* Data on KPI 20 available only for the 2020 reporting period.

** Data on KPI 6.3: a) available for 104 out of 130 UNCTs for the 2021 reporting period; b) scoring for all 131 UNCTs available and based on modified criteria for the 2022 reporting period.



Office of the Secretary-General's Envoy on Youth
1 United Nations Plaza
New York, NY 10017

YOUTH2030
A Global Progress Report

April 2023

For further information contact:
Matthew Hunter
youthenvoy@un.org